LEDTEC

LIGHTING

LIGHT GUARANTEED

CONTENTS

ABOUT US

NEON FLEX

About US

About 001
Manufacture 002
Laboratory 004
Certificate System 006
Why 008
Contents 010

Technical Overview

Neon Flex Material Comparison 016
Gas-phase Silica Gel VS Precipitated Silica Gel 017
Production Process Comparison 018
Surface Treatment Process 019
Advantages of Tri-color Extrusion 019
How To Mold An End Cap 020
Neon Flex Solution 022
IP Process Technology 024
Customization 026
Ordering Code 028
Wire Recognition 029

Top Bend Neon

T0606 032
T1010 034
T1010S 036
T1212 039
T1615 042
T1617 046
T2016 049
T2020 052
T3020 055
T5025 058
R16 061

Side Bend Neon

S0408 066
S0612 068
S0817 071
S1010 074
S1018 076
S1023 079
S1212 082
S1220 085
S1225 089
S1615 092
S1617 095
S2020 098
S3032 101

3D Bend Neon

3D 1010 106
3D 1615 108
3D 1617 110

Round 360 Neon

R13 116
R25 118
R40 122

IP68 Underwater Neon

T1617 Silicone 128
S1617 Silicone 131
T1615 PU 134
S1220 PU 137
S0612 PU 140

Pixel Neon

T1010 144
T1212 146
T1615 148
R16 151
S0612 153
S0817 155
S1212 157
S1220 159
S1225 162
R25 165
Dual 1612 168
Dual 1615 170

High Efficiency Neon

T1212 178
T1615 180
S1220 182

Black Neon

T1010 186
T1615 188
S1220 191
3D 1615 194
R25 196

Free Cutting Neon

Top Bend Neon 202
Side Bend Neon 203
Round 360° Neon 205
Black Neon 206
Dual Neon 206
Recessed Neon 207

Dual Neon

Dual 1612 209
Dual 1615 211

Recessed Neon

T0606 216
T1212 218
T1615 221
S0612 224
S0817 227
S1220 230

AC230V Neon

T1607 236
T1615 238
S1220 240

AC12-24V Neon

T1615 244

ECO Neon

T1010 248
3D1615 250
S0612 252
S1220 254

Skyline Neon

Dual 1815 258
Black 1815 261

Neon Sample Kit

Neon Sample Kit 264

LED STRIP

Technical Overview

Color Consistency 268
Full Spectrum 269
Color Temperature 270
CSP VS COB VS SMD Strip 272
R2R VS S2S Strip 273
IC VS Resistor Strip 273
IP Applications 274
IP Process 275
Customization 276
LED Strip Solution 278
Ordering Code 280
Wire Recognition 281

COB Plus

COB Plus 8 284
COB Plus 10 286
COB Plus 12 289
COB Plus 14 292

COB Single Color

480Chips/m 8/ 10mm (Free Cut) 298
480Chips/m 10mm 299
512Chips/m 8mm 300
512Chips/m 10mm 301

COB Tunable White

576Chips/m 10mm 304
608Chips/m 10mm 305
640Chips/m 10mm 306
588Chips/m 12mm (DTW) 307

COB RGBX

RGB 420Chips/m 10mm 310
RGB 720Chips/m 10mm 311
RGB 840Chips/m 10mm 312
RGBW 560Chips/m 12mm 313
RGBW 720Chips/m 12mm 314
RGBW 840Chips/m 12mm 315
RGBTW 840Chips/m 12mm 316

COB Pixel

White 720Chips/m 12mm 320
RGB 720Chips/m 12mm 321
RGB 840Chips/m 12mm 322
RGBW 896Chips/m 12mm 323

COB Slim

480Chips/m 4mm (Free Cut) 326
480Chips/m 3mm 327
480Chips/m 4mm 328
480Chips/m 5mm 329

COB Ultra Long

560Chips/m 10mm 10m 332
480Chips/m 10mm 15m 333
480Chips/m 10mm 30m 334

COB RTR

White 320Chips/m 8mm 338
White 480Chips/m 8mm 339
White 480Chips/m 8mm (Free Cut) 340
TW 608Chips/m 10mm 341
RGB 576Chips/m 10mm 342

COB Side Emitting

White 480Chips/m 8mm 346
TW 576Chips/m 10mm 347
RGB 630Chips/m 10mm 348
SPI RGB 630Chips/m 10mm 349

SMD Single Color

2835 Series 30~240leds 352
2835SMD 120LEDs 10mm 354
2835SMD 180LEDs 10mm 355
5050 Series 30~120leds 356
5050SMD 60LEDs 10mm 357
2010 Series 50~720leds 358
2010SMD 240LEDs 4mm 359
2216 Series 120~420leds 360
2216SMD 240LEDs 10mm 361
3014 Series 50~240leds 362
3014SMD 240LEDs 10mm 363
5630 Series 30~240leds 364
5630SMD 120LEDs 10mm 365
3528 Series 30~480leds 366

SMD Tunable White

Tunable White Series 60~364leds 370
2835SMD 120LEDs 10mm 372
2010SMD 364LEDs 10mm 373

SMD Dim To Warm

2835SMD 120LEDs 24V 10mm 376
2216SMD 224LEDs 24V 10mm 377

SMD RGBX

SMD RGBX 30~840leds 380
2RGB 2835SMD 120LEDs 5mm 382
RGB 5050SMD 60LEDs 10mm 383
RGB 5050SMD 96LEDs 12mm 384
RGBW 5050SMD 60LEDs (4 in 1) 12mm 385
RGBTW 5050SMD 60LEDs (5 in 1) 12mm 386

SMD Pixel

SMD Pixel 30~120leds 389
DMX RGB 5050SMD 60LEDs 12mm 390
DMX RGBW 5050SMD 60LEDs 12mm 391
SK6812 RGB 5050SMD 60LEDs 10mm 392
UCS1903 RGB 5050SMD 60LEDs 10mm 393

SMD Ultra Long

SMD Ultra Long 54~240leds 396
5050SMD 60LEDs RGB 15m 12mm 398
5050SMD 60LEDs RGBW 15m 12mm 399
5050SMD 60LEDs RGBTW 15m 15mm 400

SMD High Efficiency

SMD High Efficiency 60~160leds 404
2835SMD 80LEDs 10mm 405
2835SMD 90LEDs 10mm 406
2835SMD 160LEDs 10mm 407
2835SMD 180LEDs 10mm 408
2835SMD 192LEDs 10mm 409

SMD Sauna

3030SMD White 80LEDs 12mm 412
5050SMD RGBW 60LEDs 14mm 413

SMD Slim

2010SMD 108LEDs 2mm 416
2010SMD 240LEDs 3mm 417
2010SMD 240LEDs 4mm 418
2835SMD 120LEDs 5mm 419

SMD Mini Cutting

2835SMD 120LEDs 10mm 422
2835SMD 120LEDs 10mm 423

SMD S Shape

2835SMD 60LEDs White 8mm 426
2835SMD 96LEDs TW 12mm 427
5050SMD 42LEDs RGB 12mm 428
5050SMD 48LEDs RGBW 12mm 429
2835SMD 60LEDs White 6mm 430
2835SMD 72LEDs White 6mm 431
5050SMD 60LEDs RGB 10mm 432
5050SMD 42LEDs RGBW 12mm 433

SMD Side Emetting

3014SMD 60LEDs 8mm 436
3014SMD 120LEDs 8mm 437

Strip Sample Book

Strip Sample Book 438

LED Sheet

LED Sheet 442

Wall Washer

FW4839 448
FW2527 450
3D2621 452
PU-1007 454
PU-1007 2835 64leds 455
PU-1208 456
PU-1208 2835 56leds 457
PU-2010 458
PU-2010 3030 24leds 459
3D Bend Silicone 460
2835 40leds 461

LED Rigid Light

LED Rigid Light 464

Accessory

LED Controller 469
Connection Diagram 470
DMX & SPI Controller 471
Connection Diagram 472
LED Power Suppply 473
Aluminum Profile 474
LED Strip Connector 475
LED Strip Adhesive Tapes 476

NEON FLEX

The Neon Flex is made from high-quality gas-phase silicone by the renowned brand Dow SILASTIC™, produced through a tri-color co-extrusion process. It features a dust-resistant surface with a matte finish, offering a clean and smooth appearance while delivering uniform and natural light.

It demonstrates excellent resistance to saline solutions, acids, alkalis, corrosive gases, fire, and UV rays. Designed for different applications, it is available in various series, such as the TOP BEND series, SIDE BEND series, 3D series, and ROUND 360 series. The entire range has obtained UL, ETL, CB, CE, and RoHS certifications, ensuring stable quality and reliable performance.

NEON FLEX MATERIAL COMPARISON

Highlighting the unique characteristics of different materials from multiple angles through various evaluation criteria.

✓ Excellent ○ Middle ✗ Poor

Feature	Gas-phase Silica Gel	Precipitated Silica Gel	Polyvinyl Chloride (PVC)	Thermoplastic Polyurethane (TPU)	Polyurethane Resin (PU)
Transparency	✓	✗	○	○	✓
Tear strength	✓	○	○	✓	○
Abrasion resistance	○	○	○	✓	○
Yellowing resistance	✓	○	✗	○	○
Temperature resistance (high and low temperature)	✓	✓	✗	○	○
Acid and alkali resistance	✓	○	✗	○	○
Formaldehyde resistance	✗	✗	✓	○	○
UV resistance	✓	✓	✗	○	○
Environmental friendliness	✓	✓	✗	○	○
Price	Higher	Lower	Lowest	Lower	Higher

Note: All of our silicone neon use Dow Chemical SILASTIC™ ET-7021 silicone.

GAS-PHASE SILICA GEL VS PRECIPITATED SILICA GEL

Comparison of Gas-Phase Silica Gel and Precipitated Silica Gel

Gas-phase Silica Cel

Process
Gas-phase silica is produced by burning silicon tetrachloride at high temperatures in the presence of air, resulting in a fine mesh size of 1000-2000, free from bubbles and impurities.

Appearance
Transparent with high light transmittance.

Tensile strength
Stronger tensile properties
Tensile strength: 8-12 MPa
Tear strength: 25-50 N/mm
Appearance unchanged after stretching

Yellowing resistance
Excellent yellowing resistance; appearance stays virtually unchanged after 1000 hours of baking at 85°C.



Before baking



Baking at 85°C for 1000 hours

VS

Precipitated Silica Cel

Process
Precipitated silica gel is produced by adding sulfuric acid to sodium silicate, resulting in a coarser mesh size of 30-500, which is much rougher than gas-phase silica gel.

Appearance
Semitransparent or with a light yellow, milky appearance.

Tensile strength
Average tensile performance
Tensile strength: 6-7 MPa
Tear strength: 15-23 N/mm
Material turns white after stretching

Yellowing resistance
Tends to yellow; yellowing occurs after just 100 hours of baking at 85°C.



Before baking



Baking at 85°C for 1000 hours

PRODUCTION PROCESS COMPARISON

Comparison of integrated extrusion and hollow tubing methods for neon flex.





Integrated extrusion neon		Hollow silicone tube
With the LED strip encased in silicone, it remains secure and stable, ensuring uniform and consistent lighting.		Without being integrated with the silicone tube, the strip may loosen or shift, leading to light dots and uneven brightness.
Supports lengths up to 50 meters.		Maximum length typically 5 meters.
The structure is stronger and feels more reliable	*VS*	The structure is weaker and feels softer.
Integrated extrusion with a specified light source ensures more stable quality and consistent parameters		Independent production results in slightly less stable product quality and parameters.
Difficult to support multiple models with low quantities per model.		Ready-to-stock production offers greater flexibility for customization

SURFACE TREATMENT PROCESS

Before surface treatment

Glossy, attracts dust easily, and is hard to clean.

After surface treatment

Anti-static, dust-resistant, dirt-repellent, with a matte finish, tactile texture, and easy to clean.





After surface treatment and with prolonged use

Before cleaning,
it significantly reduces light output.



After cleaning, it becomes clear and transparent, providing uniform light distribution.



ADVANTAGES OF TRI-COLOR EXTRUSION

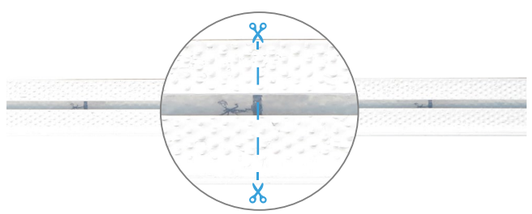

Tri-color extrusion with a clear window for precise, worry-free cutting.

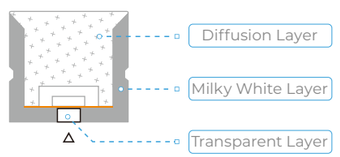

HOW TO MOLD AN END CAP



Benefits

1. 2nd-gen silicone end-cap machine: liquid silicone, easy to use, high efficiency
2. Complete control with hassle-free delivery
3. No factory returns needed, cost-saving
4. DIY for IP67 protection

Silicone End-Cap Molding Solution



Injection Molding Machine



Mold



Air Compressor



Cutting Machine



Ring Squeezer

3 main steps for molding

1. Load A and B liquid silicone
2. Set up the mold
3. Press start button

NEON FLEX SOLUTION

Cable outlet

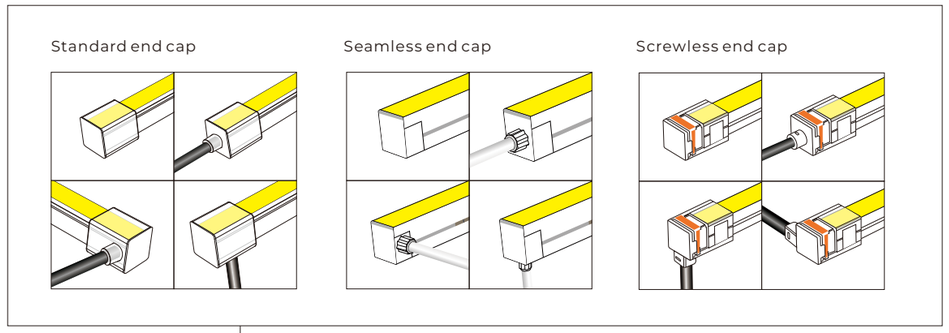

Waterproof ring

Metal ring

Integrally extruded
Max length up to 50meters with one end power

Cutting mark

IP67 cable connector

Male

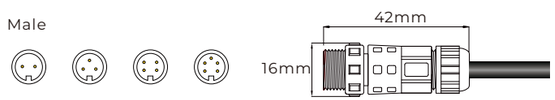

Female

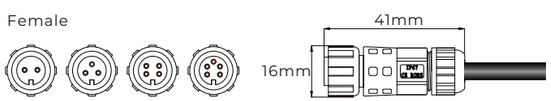

Mounting Accessories

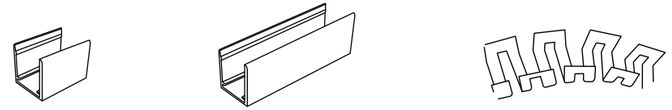

Mounting Clip

Mounting Profile

Moldable Groove

IP PROCESS TECHNOLOGY

IP67
(Screwless end cap)

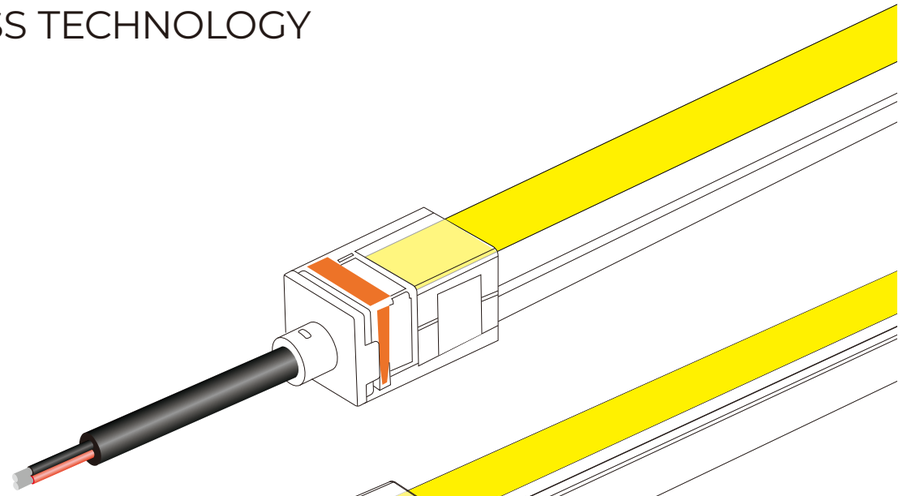

IP67
(Standard silicone end cap)

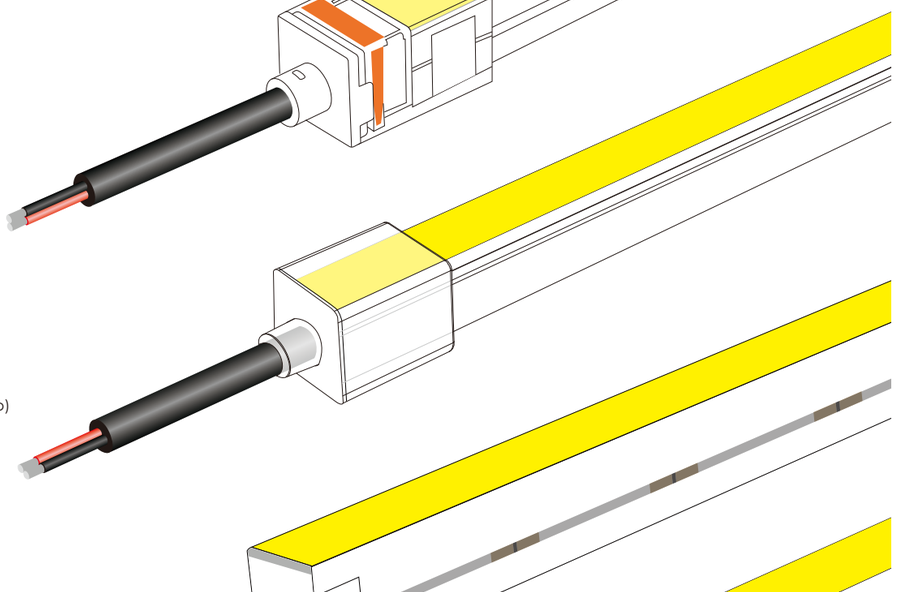

IP67
(Seamless end cap)

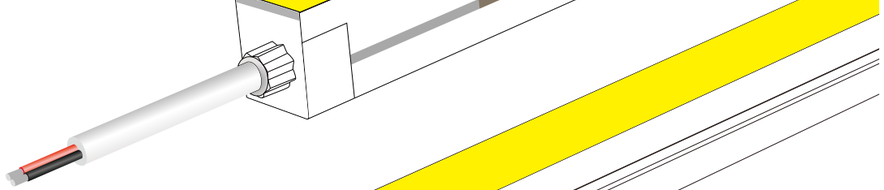

IP68
(Silicone neon)

IP68
(PU neon)

IP67 screwless end cap deconstruction diagram

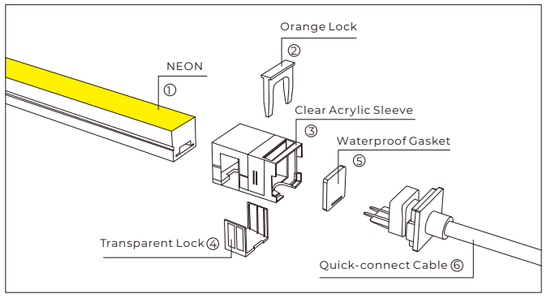

IP67 seamless end cap without dark area

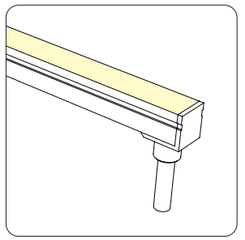

Linear interconnection without dark area

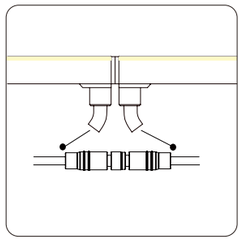

Curve interconnection of lighting outward without dark area

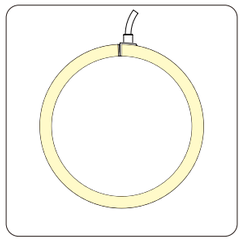

Curve interconnection of lighting outward without dark area



IP68 silicone neon and IP68 PU neon, used under the water.

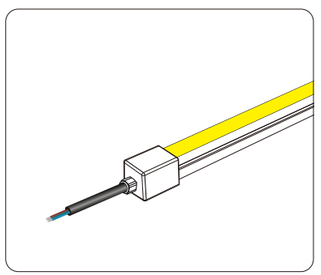

Pool

IP68 silicone neon: ≤ 5 meters deep
IP68 PU neon: ≤ 3 meters deep





CUSTOMIZATION

BIN

ONE BIN ONLY

Available to customize one specific BIN or various BIN

CABLE

m/reel

Available to customize cable type or length within the technology supporting range

POWER

Power

Available to customize power(wattage) within the technology supporting range

REEL & BAG

Anti-static Bag

Available to customize reel and anti-static bag

CRI

CRI

Available to customize CRI range

CONNECTOR

Connector

Available to customize connector for all IP grade

PCB

PCB

Available to customize size and thickness, also could print with color LOGO on PCB

PACKING

Packing

Available to customize the special packaging

COLOR

Available to customize specific color or wavelength

LABEL

Label

Available to customize label

LENGTH

m/reel

Available to customize the length within the technology supporting range

ORDERING CODE

Product — Customization

NS-T1615-9W27-10-CC24-500-MC30DB

1 2 3 4 5 6 7 8 9 10 11 12 13

Simple steps, comprehensively open for personal product customization

Series	Code 1
Standard	NS
Underwater	NW
Pixel	NP
High Efficiency	NH
Black	NB
Free Cutting	NF
Dual	ND
Recessed	NR
Eco	NE
Skyline	NK

Bending Direction	Code 2
Top Bend	T
Side Bend	S
3D	3D
Round	R

Size	Code 3
16mm*15mm	1615

CRI	Code 4
RGB or colorful, no CRI	0
CRI>80	8
CRI>90	9

CCT/Color	Code 5
2700K	W27
3000K	W30
4000K	W40
6000K	W60
Red	R
Green	G
Blue	B
Tunable White	TW
RGB	RGB
RGBW	RGBW
RGBTW	RGBTW

Power Consumption	Code 6
5w/m	5
10w/m	10
15w/m	15

Circuit Type	Code 7
Constant Voltage	CV
Constant Current	CC
Alternating Current	AC

Input Voltage	Code 8
12V	12
24V	24

Strip Length	Code 9
5m/reel	500
10m/reel	1000
15m/reel	1500
50m/reel	5000

End Cap	Code 10
Molded End Cap	MC
Solder-free End Cap With Screw	FC1
Solder-free End Cap Without Screw	FC2
Silicone End Cap	SC

Wire Length	Code 11
30CM	30
50CM	50
100CM	100

Entry Cable	Code 12
One end	S
Dual end	D

Entry Cable Direction	Code 13
Front	F
Side	S
Bottom	B

WIRE RECOGNITION

COLOR	PIN	Wire	Color indication	Wiring instructions
White	2PIN			Red: V+ Black: V-
CCT	3PIN			Black: V+ White: C- Yellow: W-
RGB	4PIN			Black: V+ Red: R- Green: G- Blue: B-
RGBW	5PIN			Black: V+ Red: R- Green: G- Blue: B- White: W-
SPI	3PIN			Red: V+ Green: DAT Blue: GND
DMX	5PIN			Black: DAT Red: V+ Green: PI Blue: A/DAT+ White: B/DAT-

TOP BEND NEON

This series of neon flex can be bent vertically and is available in various sizes, ranging from 6x6mm to 50x25mm.

TOP BEND 0606



6mm slim luminous surface, sleek and refined, ideal for indoor outlines and furniture integration.
Tri-color silicone extrusion with a clear window for easy cutting.
High-density LED strip inside ensures uniform, glare-free light emission.
5 years warranty, lifespan ≥ 50,000 hours, 1 Bin.

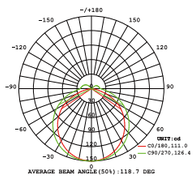

Light Distribution Curve
(24V, 6W, 4000K)

Dimensions

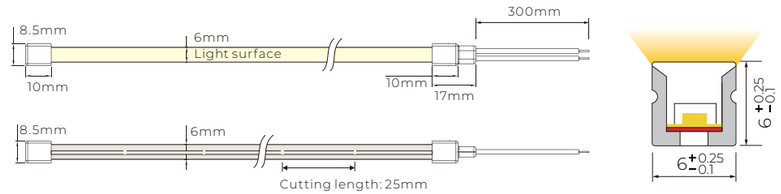

Basic Parameters

Model No.	NS-T0606
Voltage	DC24V
Power(w/m)	6W
Storage Temperature	-25°C~60°C
Ambient Temperature	Tamin=-25°C, Tamax (Table below)

Output	Low Output
Power(w/m)	6w
Max. Ambient tempt.(Tamax)	55°C

Single color

Single Color

Voltage	DC24 V
Circuit Design	CV
Power(w/m)	6w
Max. Run Length	5m
Cutting Length	25mm

Parameters

CRI	CCT	lm/m	w/m	lm/w
>90	1700K +200 –100	235.2	6	39.2
	2200K +200 –100	325.2	6	54.2
	2400K +200 –200	330	6	55
	2600K +200 –200	337.2	6	56.2
	2800K +200 –200	345	6	57.5
	3200K +300 –200	348	6	58
	3800K +400 –300	358.2	6	59.7
	4400K +400 –400	352.8	6	58.8
	5600K +400 –400	379.2	6	63.2

Note:
- CV: Constant Voltage CC: Constant Current.
- Max. Run length refers to single side feed in serial connection.
- The given color temperature is the temperature of finished products.
- The given data are typical values. Due to tolerances of the production process and the electrical components,testing parameters can vary up to 10%.
- The Constant Current version supports PWM dimming, but the PWM frequency must be kept below 2kHz.

Cable Lead

End Cap & Cable Lead Option

Silicone End Cap (IP65)


Front Cable Entry


Side Cable Entry


Bottom Cable Entry


Closed end cap

Integral end cap (IP44)


Front Cable Entry


Closed End Cap

Accessory

Accessories

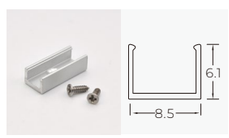

Aluminium Mounting clips
Length: 1.5cm

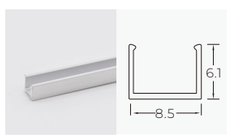

Aluminium Profile
Length: 1m/2m/3m


2 PIN Wire

TOP BEND 1010



10mm slim luminous surface with 3-sided light emission, ideal for indoor outlines.
Tri-color silicone extrusion with a clear window for easy cutting.
Dust-resistant matte finish ensures a clean look with uniform, natural light.
5 years warranty, lifespan ≥ 50,000 hours, 1 Bin.

Dimensions

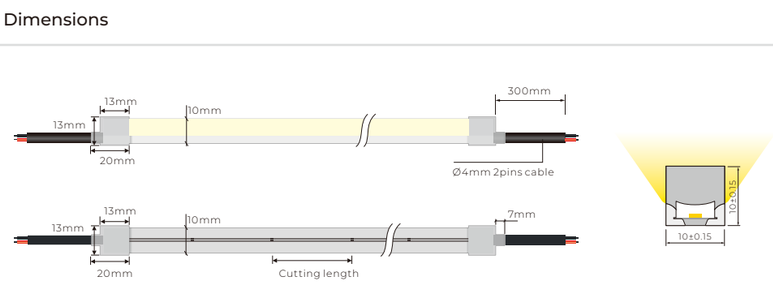

Basic Parameters

Model No.	NS-T1010
Voltage	DC24V
Power(w/m)	5w/10w
Storage Temperature	-25°C~60°C
Ambient Temperature	Tamin=-25°C, Tamax (Table below)

Output	Low Output	Std Output
Power(w/m)	5w	10w
Max. Ambient tempt.(Tamax)	55°C	45°C

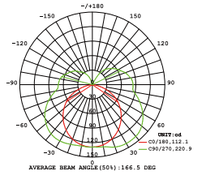

Light Distribution Curve
(24V, 10W, 4000K)

Single color

Single Color

Voltage	DC24 V
Circuit Design	CV
Power(w/m)	5W/10w
Max. Run Length	5m
Cutting Length	35.7mm

Parameters

CRI	CCT	lm/m	w/m	lm/w
>90	2100K±150	645	10	64.5
	2400K±150	685	10	68.5
	2700K±150	740	10	74
	3000K±150	790	10	79
	3500K±200	720	10	72
	4000K $^{+400}_{-200}$	830	10	83
	5000K $^{+500}_{-200}$	830	10	83
	6500K $^{+200}_{-600}$	810	10	81
--	Red	330	10	33
	Green	920	10	92
	Blue	175	10	17.5
	Yellow	300	10	30
	Pink	350	10	35

Note:
- CV: Constant Voltage CC: Constant Current.
- Max. Run length refers to single side feed in serial connection.
- The given color temperature is the temperature of finished products.
- The given data are typical values. Due to tolerances of the production process and the electrical components,testing parameters can vary up to 10%.
- The Constant Current version supports PWM dimming, but the PWM frequency must be kept below 2kHz.

Cable Lead

End Cap & Cable Lead Option

Silicone End Cap (IP67)

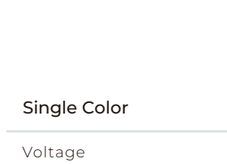

Front Cable Entry



Side Cable Entry



Bottom Cable Entry



Closed end cap

Integral end cap (IP44)



Front Cable Entry



Side Cable Entry



Bottom Cable Entry



Closed end cap

Accessory

Accessories

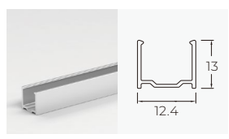

Aluminium Profile
Length: 1m/2m/3m

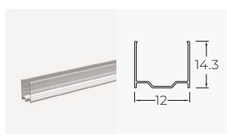

PC Profile
Length: 1m

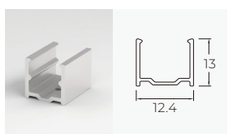

Aluminium Mounting clips
Length: 2cm

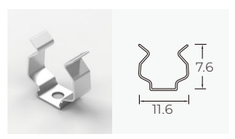

Stainless Steel Mounting clips
Length: 0.8cm

TOP BEND 1010S



10mm wide luminous surface, slim and delicate.
Tri-color silicone extrusion with a clear window for easy cutting.
Dust-resistant matte finish ensures a clean look with uniform, natural light.
Run length > 10m, production length up to 30m.
5 years warranty, lifespan ≥ 50,000 hours, 1 Bin.

Dimensions

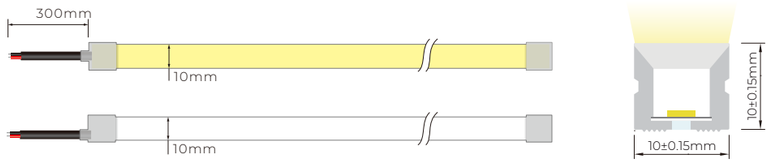

Basic Parameters

Model No.	NS-T1010S
Voltage	DC24V
Power(w/m)	5w/10w
Storage Temperature	-25°C~60°C
Ambient Temperature	Tamin=-25°C, Tamax (Table below)

Output	Low Output	Std Output
Power(w/m)	5w	10w
Max. Ambient tempt.(Tamax)	55°C	45°C

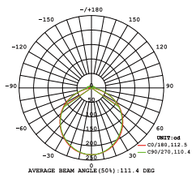

Light Distribution Curve
(24V, 10W, 4000K)

Single color

Single Color

Voltage	DC24 V
Circuit Design	CV/CC
Power(w/m)	5w/10w
Max. Run Length(CC)	17m/13m
Cutting Length	50mm

Parameters

CRI	CCT	lm/m	w/m	lm/w
>90	2400K±150	710	10	71
	2700K±150	780	10	78
	3000K±150	740	10	74
	3500K±200	730	10	73
	4000K $^{+400}_{-200}$	840	10	84
	5000K $^{+500}_{-300}$	870	10	87
	6500K $^{+200}_{-600}$	860	10	86
--	Red	300	10	30
	Green	650	10	65
	Blue	168	10	16.8
	Yellow	340	10	34
	Pink	560	10	56

Free Cut

Voltage	DC24 V
Circuit Design	CV
Power(w/m)	5w/10w
Max. Run Length	5m
Cutting Length	8.33mm

Parameters

CRI	CCT	lm/m	w/m	lm/w
>90	2700K±150	710	10	71.0
	3000K±150	740	10	74.0
	4000K±300	770	10	77.0
	5000K±400	760	10	76.0
	6500K±400	750	10	75.0

Tunable

CCT Tunable

Voltage	DC24 V
Circuit Design	CV
Power(w/m)	5w/10w
Max. Run Length	5m
Cutting Length	50mm

Parameters

CRI	CCT	lm/m	w/m	lm/w
>90	2700K	285	5	77
	6000K	410	5	82
	2700K+6000K	800	10	80

RGB

RGB

Voltage	DC24 V
Circuit Design	CV
Power(w/m)	5w/10w
Max. Run Length	5m
Cutting Length	50mm

Parameters

CRI	CCT	lm/m	w/m	lm/w
--	R	68.6	3.3	20.8
	G	234	3.3	70.9
	B	44.9	3.3	13.6
	RGB	362	10	36.2

Note:
- CV: Constant Voltage CC: Constant Current.
- Max. Run length refers to single side feed in serial connection.
- The given color temperature is the temperature of finished products.
- The given data are typical values. Due to tolerances of the production process and the electrical components,testing parameters can vary up to 10%.
- The Constant Current version supports PWM dimming, but the PWM frequency must be kept below 2kHz.

Cable Lead

End Cap & Cable Lead Option

Silicone End Cap (IP67)



Front Cable Entry



Side Cable Entry



Bottom Cable Entry



Closed end cap

Accessory

Accessories



Aluminium Profile
Length: 1m/2m/3m

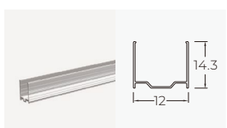

PC Profile
Length: 1m/2m/3m



Stainless Steel Mounting clips
Length: 0.8cm

TOP BEND 1212



12mm flat luminous surface, ideal for indoor and outdoor decorative lighting.
Tri-color silicone extrusion with a clear window for easy cutting, IP67 waterproof.
Dust-resistant matte finish ensures a clean look with uniform, natural light.
Run length > 10m, production length up to 30m.
5 years warranty, lifespan ≥ 50,000 hours, 1 Bin.

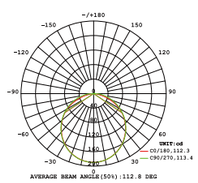

Light Distribution Curve
(24V, 10W, 4000K)

Dimensions



Basic Parameters

Model No.	NS-T1212
Voltage	DC24V
Power(w/m)	5w/10w
Storage Temperature	-25°C~60°C
Ambient Temperature	Tamin=-25°C, Tamax (Table below)

Output	Low Output	Std Output
Power(w/m)	5w	10w
Max. Ambient tempt.(Tamax)	55°C	45°C

Single color

Single Color

Voltage	DC24 V
Circuit Design	CV/CC
Power(w/m)	5w/10w
Max. Run Length(CC)	19m/13m
Cutting Length	50mm

Parameters

CRI	CCT	lm/m	w/m	lm/w
>90	2100K±150	560	10	56
	2400K±150	560	10	56
	2700K±150	670	10	67
	3000K±150	640	10	64
	3500K±200	660	10	66
	4000K $^{+400}_{-200}$	680	10	68
	5000K $^{+500}_{-300}$	680	10	68
	6500K $^{+200}_{-600}$	670	10	67
--	Red	280	10	28
	Green	700	10	70
	Blue	130	10	13
	Yellow	260	10	26
	Pink	280	10	28

Free Cut

Voltage	DC24 V
Circuit Design	CV
Power(w/m)	5w/10w
Max. Run Length	5m
Cutting Length	8.33mm

Parameters

CRI	CCT	lm/m	w/m	lm/w
>90	2700K±150	700	10	70.0
	3000K±150	730	10	73.0
	4000K±300	750	10	75.0
	5000K±400	740	10	74.0
	6500K±400	730	10	73.0

Tunable

CCT Tunable

Voltage	DC24 V
Circuit Design	CV
Power(w/m)	5w/10w
Max. Run Length	5m
Cutting Length	50mm

Parameters

CRI	CCT	lm/m	w/m	lm/w
>90	2700K	315	5	63
	6000K	335	5	67
	2700K+6000K	650	10	65

RGB

RGB

Voltage	DC24 V
Circuit Design	CV
Power(w/m)	5w/10w
Max. Run Length	5m
Cutting Length	62.5mm

Parameters

CRI	CCT	lm/m	w/m	lm/w
--	R	69.3	3.3	21
	G	214.5	3.3	65
	B	39.6	3.3	12
	RGB	290	10	29

Note:

- CV: Constant Voltage CC: Constant Current.
- Max. Run length refers to single side feed in serial connection.
- The given color temperature is the temperature of finished products.
- The given data are typical values. Due to tolerances of the production process and the electrical components,testing parameters can vary up to 10%.
- The Constant Current version supports PWM dimming, but the PWM frequency must be kept below 2kHz.

Cable Lead

Cable Lead Option

Integral End Cap (IP67)


Front Cable Entry


Side Cable Entry


Bottom Cable Entry


Closed End cap

Solder Free End Cap (IP67)


Front Cable Entry


Side Cable Entry


Bottom Cable Entry


Closed End cap

Silicone End Cap (IP67)


Front Cable Entry


Side Cable Entry


Bottom Cable Entry


Closed End cap

Accessory

Accessories

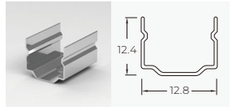

Stainless Steel Mounting clips
Length: 2cm

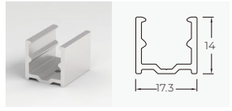

Aluminium Mounting clips
Length: 2cm

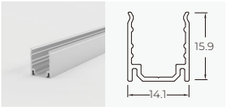

Aluminium Profile
Length: 1m/2m/3m



Curved Stainless
Steel mounting profile


PVC Cable
2PIN, 3PIN, 4PIN


Silicone Cable
2PIN, 3PIN, 4PIN


IP67 Connector
Wire Gauge:
0.5mm2/22AWG


Anti-rain connector

TOP BEND 1615



Made from Dow SILASTIC™ silicone with high light transmission and integrated extrusion molding process, featuring IP67 protection.
Proven to resist hydrochloric acid, acid and alkali corrosion, flame retardance, and UV yellowing through 9 rigorous tests.
Dust-resistant matte finish ensures a clean look with uniform, natural light.
Run length > 10m, production length up to 30m.
5 years warranty, lifespan ≥ 50,000 hours, 1 Bin.

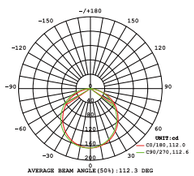

Light Distribution Curve
(24V, 10W, 4000K)

Dimensions

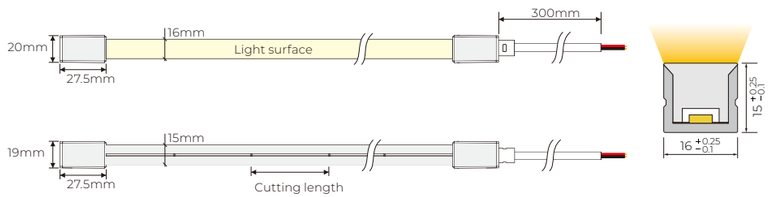

Basic Parameters

Model No.	NS-T1615
Working Voltage	DC24V
Rated Power(w/m)	5w/10w/15w
Storage Temperature	-25°C~60°C
Ambient Temperature	Tamin=-25°C, Tamax (Table below)

Output	Low Output	Std Output	High Output
Power(w/m)	5w	10W	15W
Max. Ambient tempt.(Tamax)	55°C	45°C	35°C

Single color

Single Color

Voltage	DC24 V
Circuit Design	CV/CC
Power(w/m)	5w/10w/15w
Max. Run Length(CC)	27m/17m/14m
Cutting Length	50mm

Parameters

CRI	CCT	lm/m	w/m	lm/w
>90	2100K±150	460	10	46
	2400K±150	470	10	47
	2700K±150	550	10	55
	3000K±150	540	10	54
	3500K±200	585	10	58.5
	4000K +400 −200	575	10	57.5
	5000K +500 −200	570	10	57
	6500K +200 −600	575	10	57.5
--	Red	240	10	24
	Green	550	10	55
	Blue	110	10	11
	Yellow	240	10	24
	Pink	225	10	22.5

Free Cut

Voltage	DC24 V
Circuit Design	CV
Power(w/m)	5w/10w/15w
Max. Run Length	5m
Cutting Length	8.33mm

Parameters

CRI	CCT	lm/m	w/m	lm/w
>90	2700K±150	690	10	69.0
	3000K±150	710	10	71.0
	4000K±300	730	10	73.0
	5000K±400	720	10	72.0
	6500K±400	710	10	71.0

Tunable

CCT Tunable

Voltage	DC24 V
Circuit Design	CV
Power(w/m)	5w/10w/15w
Max. Run Length	5m
Cutting Length	50mm

Parameters

CRI	CCT	lm/m	w/m	lm/w
>90	2700K	275	5	55
	6000K	295	5	59
	2700K+6000K	570	10	57

RGB

RGB

Voltage	DC24 V
Circuit Design	CV/CC
Power(w/m)	CV: 5w/10w/15w CC: 11w
Max. Run Length(CC)	13m
Cutting Length	125mm/62.5mm

Parameters (CC 13m)

CRI	CCT	lm/m	w/m	lm/w
--	R	53	3.7	14.2
	G	207	3.7	56.0
	B	31	3.7	8.3
	RGB	275	11	25.0

Parameters (CV 5m)

CRI	CCT	lm/m	w/m	lm/w
--	R	56.1	3.3	17
	G	181.5	3.3	55
	B	34.65	3.3	10.5
	RGB	270	10	27

RGBW

RGBW

Voltage	DC24 V
Circuit Design	CV/CC
Power(w/m)	CV: 5w/10w/15w CC: 15w
Max. Run Length(CC)	10m
Cutting Length	125mm/62.5mm

Parameters (CC 10m)

CRI	CCT	lm/m	w/m	lm/w
--	R	55	3.75	14.6
	G	135	3.75	36.0
	B	38	3.75	10.2
	W4000K	165	3.75	44.0
	RGBW	443	15	29.5

Parameters (CV 5m)

CRI	CCT	lm/m	w/m	lm/w
--	R	32.5	2.5	13
	G	135	2.5	54
	B	31.25	2.5	12.5
	W4000K	158.75	2.5	63.5
	RGBW	360	10	36

Note:

- CV: Constant Voltage CC: Constant Current.
- Max. Run length refers to single side feed in serial connection.
- The given color temperature is the temperature of finished products.
- The given data are typical values. Due to tolerances of the production process and the electrical components,testing parameters can vary up to 10%.
- The Constant Current version supports PWM dimming, but the PWM frequency must be kept below 2kHz.

Cable Lead

Cable Lead Option

Integral End Cap (IP67)


Front Cable Entry


Side Cable Entry


Bottom Cable Entry


Closed End cap

Solder Free End Cap (IP67)


Front Cable Entry


Side Cable Entry


Bottom Cable Entry


Closed End cap

Solder Free End Cap Without Screws (IP67)


Front Cable Entry


Side Cable Entry


Bottom Cable Entry


Closed End cap

Silicone End Cap (IP67)


Front Cable Entry


Side Cable Entry


Bottom Cable Entry


Closed End cap

Accessory

Accessories

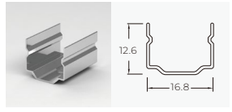

Stainless Steel Mounting clips
Length: 2cm



Aluminium Mounting clips
Length: 2cm

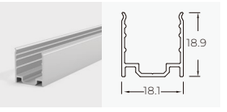

Aluminium Profile
Length: 1m/2m/3m



Curved Stainless
Steel mounting profile


PVC Cable
2PIN, 3PIN, 4PIN


Silicone Cable
2PIN, 3PIN, 4PIN


IP67 Connector
Wire Gauge:
0.5mm2/22AWG


Anti-rain connector

TOP BEND 1617



Made from Dow SILASTIC™ silicone with high light transmission and integrated extrusion molding process, featuring IP67 protection.
Unique design without a transparent cutting window to prevent light leakage, featuring a precise laser-cut mark on the silicone tube.
Dust-resistant matte finish ensures a clean look with uniform, natural light.
Run length > 10m, production length up to 30m.
5 years warranty, lifespan ≥ 50,000 hours, 1 Bin.

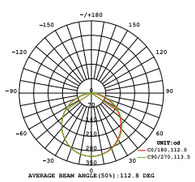

Light Distribution Curve
(24V, 10W, 4000K)

Dimensions

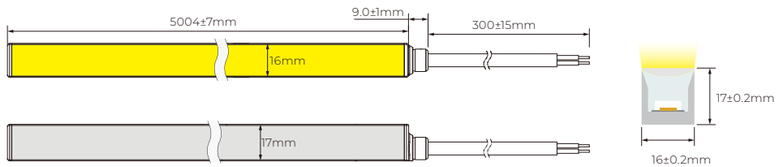

Basic Parameters

Model No.	NS-T1617
Working Voltage	DC24V
Rated Power(w/m)	10w
Storage Temperature	-25°C~60°C
Ambient Temperature	Tamin=-25°C, Tamax (Table below)

Output	Std Output
Power(w/m)	10W
Max. Ambient tempt.(Tamax)	45°C

Single color

Single Color

Voltage	DC24 V
Circuit Design	CV
Power(w/m)	10w
Max. Run Length	5m
Cutting Length	50mm

Parameters

CRI	CCT	lm/m	w/m	lm/w
>90	2700K	776	10	77.6
	3000K	797	10	79.7
	3500K	827	10	82.7
	4000K	825	10	82.5
	5000K	818	10	81.8
	6500K	831	10	83.1
--	Red	307	10	30.7
	Green	780	10	78.0
	Blue	164	10	16.4
	Yellow	243	10	24.3
	Orange	831	10	28.5
	Pink	831	10	64.0

Tunable

CCT Tunable

Voltage	DC24 V
Circuit Design	CV
Power(w/m)	11w
Max. Run Length	5m
Cutting Length	71.43mm

Parameters

CRI	CCT	lm/m	w/m	lm/w
>90	2700K	780	10	78.0
	6000K	830	10	83.0
	2700K+6000K	924	11	84.0

RGB

RGB

Voltage	DC24 V
Circuit Design	CV
Power(w/m)	10w
Max. Run Length	5m
Cutting Length	83.33mm

Parameters

CRI	CCT	lm/m	w/m	lm/w
--	R	72	3.3	21.9
	G	260	3.3	78.8
	B	43	3.3	13.0
	RGB	380	10	38.0

RGBW

RGBW

Voltage	DC24 V
Circuit Design	CV
Power(w/m)	15w
Max. Run Length	5m
Cutting Length	83.33mm

Parameters

CRI	CCT	lm/m	w/m	lm/w
--	R	83	3.75	22.0
	G	306	3.75	81.6
	B	54	3.75	14.4
>90	3000K ±150	270	3.75	72.1
	RGBW	749	15	49.9

Note:
- CV: Constant Voltage CC: Constant Current.
- Max. Run length refers to single side feed in serial connection.
- The given color temperature is the temperature of finished products.
- The given data are typical values. Due to tolerances of the production process and the electrical components,testing parameters can vary up to 10%.
- The Constant Current version supports PWM dimming, but the PWM frequency must be kept below 2kHz.

Cable Lead

End Cap & Cable Lead Option

Solder Free End Cap Without Screws (IP67)


Front Cable Entry


Side Cable Entry


Bottom Cable Entry


Closed End cap

Integral End Cap (IP67)


Front Cable Entry


Side Cable Entry


Bottom Cable Entry


Closed End cap

Silicone End Cap (IP67)


Front Cable Entry


Closed End cap

Accessory

Accessories

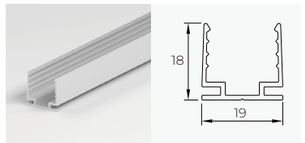

Aluminium Profile
Length: 1m/2m/3m

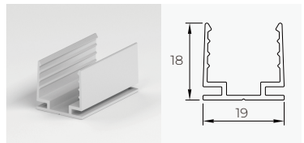

Aluminium Mounting clips
Length: 2cm

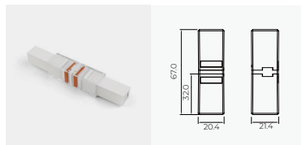

IP67 Connector
To connect 2pcs of neon after you cut it

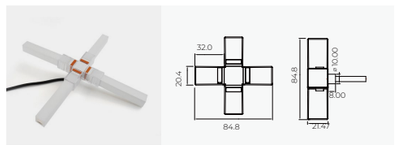

IP67 Cross Connector
To connect 2pcs of neon after you cut it

TOP BEND 2016



20mm flat luminous surface, ideal for indoor and outdoor architectural lighting.
Made from Dow SILASTIC™ silicone with high light transmission and integrated extrusion molding process, featuring IP67 protection.
Proven to resist hydrochloric acid, acid and alkali corrosion, flame retardance, and UV yellowing through 9 rigorous tests.
Dust-resistant matte finish ensures a clean look with uniform, natural light.
5 years warranty, lifespan ≥ 50,000 hours, 1 Bin.

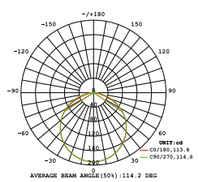

Light Distribution Curve
(24V, 10W, 4000K)

Dimensions

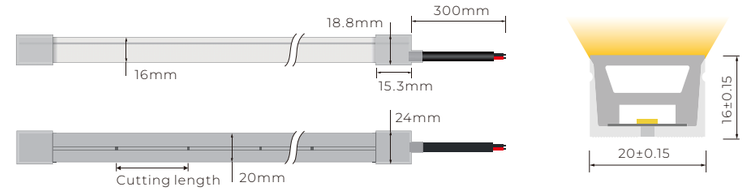

Basic Parameters

Model No.	NS-T2016
Voltage	DC24V
Power(w/m)	5w/10w/15w
Storage Temperature	-25°C~60°C
Ambient Temperature	Tamin=-25°C, Tamax (Table below)

Output	Low Output	Std Output	High Output
Power(w/m)	5w	10w	15w
Max. Ambient tempt.(Tamax)	55°C	45°C	35°C

Single color

Single Color

Voltage	DC24 V
Circuit Design	CV/CC
Power(w/m)	5w/10w/15w
Max. Run Length(CC)	17m/14m/12m
Cutting Length	50mm

Parameters

CRI	CCT	lm/m	w/m	lm/w
>90	2100K±150	495	10	49.5
	2400K±150	525	10	52.5
	2700K±150	590	10	59
	3000K±150	590	10	59
	3500K±200	555	10	55.5
	4000K $^{+400}_{-200}$	630	10	63
	5000K $^{+500}_{-300}$	625	10	62.5
	6500K $^{+200}_{-600}$	625	10	62.5
--	Red	290	10	29
	Green	610	10	61
	Blue	135	10	13.5
	Yellow	280	10	28
	Pink	260	10	26

Free Cut

Voltage	DC24 V
Circuit Design	CV
Power(w/m)	5w/10w/15w
Max. Run Length	5m
Cutting Length	8.33mm

Parameters

CRI	CCT	lm/m	w/m	lm/w
>90	2700K±150	570	10	57.0
	3000K±150	580	10	58.0
	4000K±300	600	10	60.0
	5000K±400	590	10	59.0
	6500K±400	570	10	57.0

Tunable

CCT Tunable

Voltage	DC24 V
Circuit Design	CV
Power(w/m)	5w/10w/15w
Max. Run Length	5m
Cutting Length	50mm

Parameters

CRI	CCT	lm/m	w/m	lm/w
>90	2700K	312.5	5	62.5
	6000K	327.5	5	65.5
	2700K+6000K	635	10	63.5

RGB

RGB

Voltage	DC24 V
Circuit Design	CV
Power(w/m)	5w/10w/15w
Max. Run Length	5m
Cutting Length	62.5mm

Parameters

CRI	CCT	lm/m	w/m	lm/w
--	R	67.98	3.3	20.6
	G	176.55	3.3	53.5
	B	34.65	3.3	10.5
	RGB	280	10	28

RGBW

RGBW

Voltage	DC24 V
Circuit Design	CV
Power(w/m)	5w/10w/15w
Max. Run Length	5m
Cutting Length	62.5mm

Parameters

CRI	CCT	lm/m	w/m	lm/w
--	R	47.5	2.5	19
	G	156.25	2.5	62.5
	B	38.75	2.5	15.5
>90	W(3000K±200)	170	2.5	68
	RGBW	380	10	38

Note:
- CV: Constant Voltage CC: Constant Current.
- Max. Run length refers to single side feed in serial connection.
- The given color temperature is the temperature of finished products.
- The given data are typical values. Due to tolerances of the production process and the electrical components,testing parameters can vary up to 10%.
- The Constant Current version supports PWM dimming, but the PWM frequency must be kept below 2kHz.

Cable Lead

End Cap & Cable Lead Option

Silicone End Cap (IP67)



Front Cable Entry



Closed End cap

Accessory

Accessories

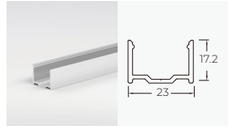

Aluminium Profile
Length: 1m/2m/3m

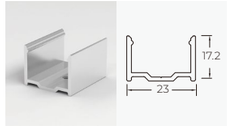

Aluminium Mounting clips
Length: 2cm

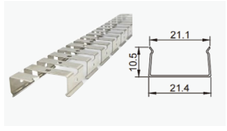

Curved Stainless
Steel mounting profile



PVC Cable
2PIN



IP67 Connector
2PIN, 3PIN, 4PIN, 5PIN
Wire Gauge: 0.5mm2/22AWG

TOP BEND 2020



20mm flat luminous surface, ideal for indoor and outdoor architectural lighting.
Made from Dow SILASTIC™ silicone with high light transmission and integrated extrusion molding process, featuring IP67 protection.
Proven to resist hydrochloric acid, acid and alkali corrosion, flame retardance, and UV yellowing through 9 rigorous tests.
Dust-resistant matte finish ensures a clean look with uniform, natural light.
5 years warranty, lifespan ≥ 50,000 hours, 1 Bin.

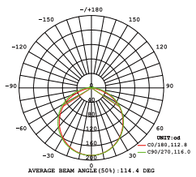

Light Distribution Curve
(24V, 10W, 4000K)

Dimensions

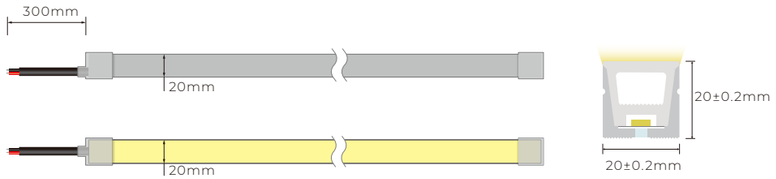

Basic Parameters

Model No.	NS-T2020
Voltage	DC24V
Power(w/m)	3w/15w
Storage Temperature	-25°C~60°C
Ambient Temperature	Tamin=-25°C, Tamax (Table below)

Output	Low Output	High Output
Power(w/m)	3w	15w
Max. Ambient tempt.(Tamax)	55°C	35°C

Single color

Single Color

Voltage	DC24 V
Circuit Design	CV/CC
Power(w/m)	5w/10w/15w
Max. Run Length(CC)	17m
Cutting Length	50mm

Parameters

CRI	CCT	lm/m	w/m	lm/w
>90	22700±150	479	10	47.9
	3000±150	492	10	49.2
	3500±200	501	10	50.1
	4000±300	529	10	52.9
	5000±400	529	10	52.9
	6500±400	535	10	53.5
--	Red	220	10	22.0
	Green	550	10	55.0
	Blue	113	10	11.3
	Yellow	167	10	16.7
	Orange	203	10	20.3
	Pink	462	10	46.2

Free Cut

Voltage	DC24 V
Circuit Design	CV
Power(w/m)	5w/10w/15w
Max. Run Length	5m
Cutting Length	8.33mm

Parameters

CRI	CCT	lm/m	w/m	lm/w
>90	2700K±150	570	10	57.0
	3000K±150	580	10	58.0
	4000K±300	580	10	58.0
	5000K±400	590	10	59.0
	6500K±400	570	10	57.0

Tunable

CCT Tunable

Voltage	DC24 V
Circuit Design	CV
Power(w/m)	5w/10w/15w
Max. Run Length	5m
Cutting Length	62.5mm

Parameters

CRI	CCT	lm/m	w/m	lm/w
>90	2700K	267	5	53.3
	6000K	278	5	55.5
	2700K+6000K	540	10	54.0

RGB

RGB

Voltage	DC24 V
Circuit Design	CV
Power(w/m)	5w/10w/15w
Max. Run Length	5m
Cutting Length	83.3mm

Parameters

CRI	CCT	lm/m	w/m	lm/w
--	R	55	3.3	16.7
	G	209	3.3	63.2
	B	35	3.3	10.6
	RGB	295	10	29.5

RGBW

RGBW

Voltage	DC24 V
Circuit Design	CV
Power(w/m)	15w
Max. Run Length	5m
Cutting Length	83.3mm

Parameters

CRI	CCT	lm/m	w/m	lm/w
--	R	50	3	16.8
	G	194	3	64.8
	B	37	3	12.3
>90	W(3000±150)	327	6	54.5
	RGBW	596	15	39.7

Note:
- CV: Constant Voltage CC: Constant Current.
- Max. Run length refers to single side feed in serial connection.
- The given color temperature is the temperature of finished products.
- The given data are typical values. Due to tolerances of the production process and the electrical components,testing parameters can vary up to 10%.
- The Constant Current version supports PWM dimming, but the PWM frequency must be kept below 2kHz.

Cable Lead

End Cap & Cable Lead Option

Silicone End Cap (IP67)

Front Cable Entry

Side Cable Entry

Bottom Cable Entry

Closed End cap

Accessory

Accessories

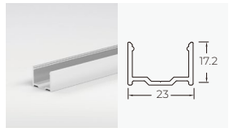

Aluminium Profile
Length: 1m/2m/3m

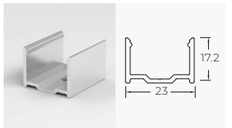

Aluminium Mounting clips
Length: 2cm

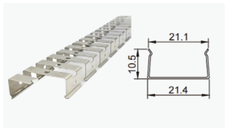

Curved Stainless
Steel mounting profile

TOP BEND 3020



Wide 30mm flat luminous surface, ideal for indoor and outdoor architectural lighting.
Made from Dow SILASTIC™ silicone with high light transmission and integrated extrusion molding process, featuring IP67 protection.
Proven to resist hydrochloric acid, acid and alkali corrosion, flame retardance, and UV yellowing through 9 rigorous tests.
Dust-resistant matte finish ensures a clean look with uniform, natural light.
5 years warranty, lifespan ≥ 50,000 hours, 1 Bin.

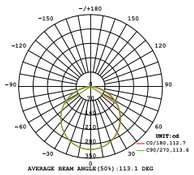

Light Distribution Curve
(24V, 10W, 4000K)

Dimensions

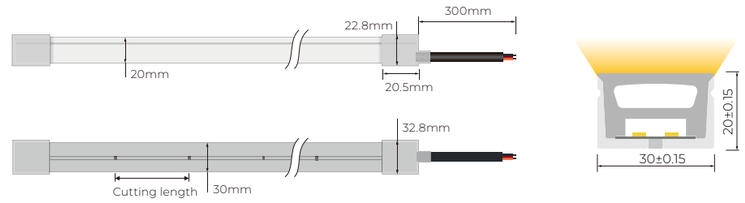

Basic Parameters

Model No.	NS-T3020
Working Voltage	DC24V
Rated Power(w/m)	16w/20w/24w
Storage Temperature	-25°C~60°C
Ambient Temperature	Tamin=-25°C, Tamax (Table below)

Output	Low Output	Std Output	High Output
Power(w/m)	16w	20W	24W
Max. Ambient tempt.(Tamax)	55°C	45°C	35°C

Single color

Single Color

Voltage	DC24 V
Circuit Design	CV/CC
Power(w/m)	16w/20w/24w
Max. Run Length(CC)	11m/9m/7m
Cutting Length	50mm

Parameters

CRI	CCT	lm/m	w/m	lm/w
>90	2100K±150	1020	20	51
	2400K±150	1040	20	52
	2700K±150	1210	20	60.5
	3000K±150	1220	20	61
	3500K±200	1130	20	56.5
	4000K $^{+400}_{-200}$	1280	20	64
	5000K $^{+500}_{-200}$	1300	20	65
	6500K $^{+200}_{-600}$	1180	20	59
--	Red	530	20	26.5
	Green	1240	20	62
	Blue	270	20	13.5
	Yellow	520	20	26
	Pink	520	20	26

Tunable

CCT Tunable

Voltage	DC24 V
Circuit Design	CV
Power(w/m)	16w/20w/24w
Max. Run Length	5m
Cutting Length	41.66mm

Parameters

CRI	CCT	lm/m	w/m	lm/w
>90	2700K	610	10	61
	6000K	650	10	65
	2700K+6000K	1230	20	61.5

RGB

RGB

Voltage	DC24 V
Circuit Design	CV
Power(w/m)	16w/20w/24w
Max. Run Length	18m/16m/14m
Cutting Length	41.66mm

Parameters

CRI	CCT	lm/m	w/m	lm/w
--	R	133.2	6.66	20
	G	342.99	6.66	51.5
	B	69.93	6.66	10.5
	RGB	540	20	27

RGBW

RGBW

Voltage	DC24 V
Circuit Design	CV
Power(w/m)	16w/20w/24w
Max. Run Length	5m
Cutting Length	41.66mm

Parameters

CRI	CCT	lm/m	w/m	lm/w
--	R	95	5	19
	G	262.5	5	52.5
	B	70	5	14
>80	W(3000K±200)	302.5	5	60.5
	RGBW	720	20	36

Note:

- CV: Constant Voltage CC: Constant Current.
- Max. Run length refers to single side feed in serial connection.
- The given color temperature is the temperature of finished products.
- The given data are typical values. Due to tolerances of the production process and the electrical components,testing parameters can vary up to 10%.
- The Constant Current version supports PWM dimming, but the PWM frequency must be kept below 2kHz.

Cable Lead

End Cap & Cable Lead Option

Silicone End Cap (IP67)



Front Cable Entry



Closed End cap

Accessory

Accessories

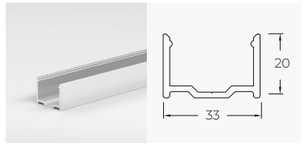

Aluminium Profile
Length: 1m/2m/3m

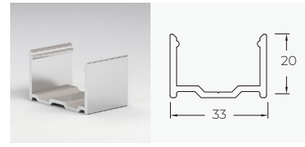

Aluminium Mounting clips
Length: 2cm

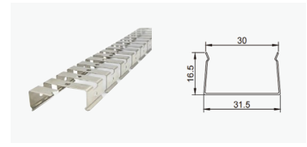

Curved Stainless
Steel mounting profile

Cable



2PIN cable | 3PIN cable | 4PIN cable | 5PIN cable

Connector



2PIN connector (Single color) | 3PIN connector (Tunable White) | 4PIN connector (RGB color) | 5PIN connector (RGB+White color)

TOP BEND 5025



Extra-wide 50mm flat luminous surface, perfect for indoor and outdoor architectural lighting.
Made from Dow SILASTIC™ silicone with high light transmission and integrated extrusion molding process, featuring IP67 protection.
Proven to resist hydrochloric acid, acid and alkali corrosion, flame retardance, and UV yellowing through 9 rigorous tests.
Dust-resistant matte finish ensures a clean look with uniform, natural light.
5 years warranty, lifespan ≥ 50,000 hours, 1 Bin.

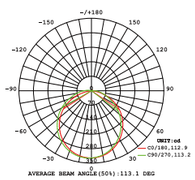

Light Distribution Curve
(24V, 10W, 4000K)

Dimensions

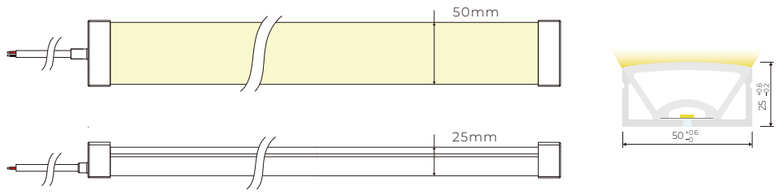

Basic Parameters

Model No.	NS-T5025
Voltage	DC24V
Power(w/m)	15w
Storage Temperature	-25°C~60°C
Ambient Temperature	Tamin=-25°C, Tamax (Table below)

Output	Std Output
Power(w/m)	15W
Max. Ambient tempt.(Tamax)	45°C

Single color

Single Color

Voltage	DC24 V
Circuit Design	CV/CC
Power(w/m)	15w
Max. Run Length(CC)	12m
Cutting Length	50mm

Parameters

CRI	CCT	lm/m	w/m	lm/w
>90	2700K±150	792	15	52.8
	3000K±150	808	15	53.9
	4000K±300	869	15	57.9
	6000K±500	826	15	55.1
--	Red	365	15	24.4
	Green	974	15	65.0
	Blue	216	15	14.4
	Yellow	292	15	19.5
	Orange	370	15	24.7
	Pink	762	15	50.8

Tunable

CCT Tunable

Voltage	DC24 V
Circuit Design	CV
Power(w/m)	15w
Max. Run Length	5m
Cutting Length	41.7mm

Parameters

CRI	CCT	lm/m	w/m	lm/w
>90	2700K	390	7.5	52.1
	6000K	402	7.5	53.6
	2700K+6000K	794	15	53.0

RGB

RGB

Voltage	DC24 V
Circuit Design	CV
Power(w/m)	15w
Max. Run Length	5m
Cutting Length	41.7mm

Parameters

CRI	CCT	lm/m	w/m	lm/w
--	R	85	5	17.1
	G	330	5	66.0
	B	61	5	12.2
	RGB	516	15	34.4

RGBW

RGBW

Voltage	DC24 V
Circuit Design	CV
Power(w/m)	15w
Max. Run Length	5m
Cutting Length	41.7mm

Parameters

CRI	CCT	lm/m	w/m	lm/w
--	R	65	3.75	17.2
	G	188	3.75	50.2
	B	52	3.75	13.8
>80	3000K	199	3.75	52.9
	RGBW	506	15	33.7

Note:
- CV: Constant Voltage CC: Constant Current.
- Max. Run length refers to single side feed in serial connection.
- The given color temperature is the temperature of finished products.
- The given data are typical values. Due to tolerances of the production process and the electrical components,testing parameters can vary up to 10%.
- The Constant Current version supports PWM dimming, but the PWM frequency must be kept below 2kHz.

Cable Lead

End Cap & Cable Lead Option

Silicone End Cap (IP67)



Front Cable Entry



Closed End cap

Accessory

Accessories



Aluminium Profile
Length: 1m/2m/3m

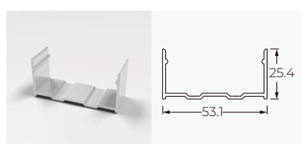

Aluminium Mounting clips
Length: 2cm

TOP BEND R16



16mm diameter, near-round design, offering almost 360-degree illumination, ideal for indoor decorative lighting.
Tri-color silicone extrusion with a clear window for easy cutting, IP67 waterproof.
Dust-resistant matte finish ensures a clean look with uniform, natural light.
5 years warranty, lifespan ≥ 50,000 hours, 1 Bin.

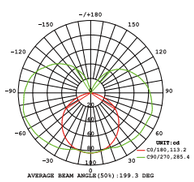

Light Distribution Curve
(24V, 10W, 4000K)

Dimensions

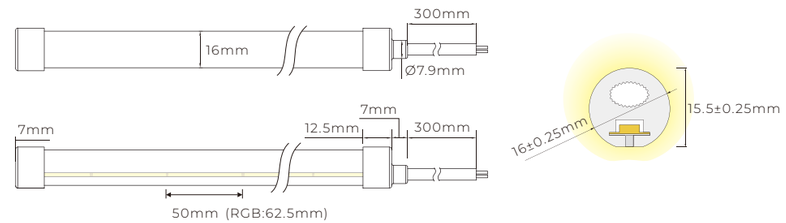

Basic Parameters

Model No.	NS-R16
Voltage	DC24V
Power(w/m)	5w/10w
Storage Temperature	-25°C~60°C
Ambient Temperature	Tamin=-25°C, Tamax (Table below)

Output	Low Output	Std Output
Power(w/m)	5w	10w
Max. Ambient tempt.(Tamax)	50°C	45°C

Single color

Single Color

Voltage	DC24 V
Circuit Design	CV/CC
Power(w/m)	5w/10w
Max. Run Length(CC)	19m/13m
Cutting Length	50mm

Parameters

CRI	CCT	lm/m	w/m	lm/w
>90	2100K±150	560	10	56
	2400K±150	590	10	59
	2700K±150	660	10	66
	3000K±150	650	10	65
	3500K±200	630	10	63
	4000K $^{+400}_{-200}$	700	10	70
	5000K $^{+500}_{-200}$	730	10	73
	6500K $^{+200}_{-600}$	730	10	73
--	Red	310	10	31
	Green	780	10	78
	Blue	160	10	16
	Yellow	240	10	24
	Pink	330	10	33

Free Cut

Voltage	DC24 V
Circuit Design	CV
Power(w/m)	5w/10w
Max. Run Length	5m
Cutting Length	8.33mm

Parameters

CRI	CCT	lm/m	w/m	lm/w
>90	2700K±150	660	10	66.0
	3000K±150	680	10	68.0
	4000K±300	700	10	70.0
	5000K±400	680	10	68.0
	6500K±400	660	10	66.0

Tunable

CCT Tunable

Voltage	DC24 V
Circuit Design	CV
Power(w/m)	5w/10w
Max. Run Length	5m
Cutting Length	50mm

Parameters

CRI	CCT	lm/m	w/m	lm/w
>90	2700K	365	5	73
	6000K	375	5	75
	2700K+6000K	730	10	73

RGB

RGB

Voltage	DC24 V
Circuit Design	CV
Power(w/m)	5w/10w
Max. Run Length	5m
Cutting Length	50mm

Parameters

CRI	CCT	lm/m	w/m	lm/w
--	R	75.9	3.3	23
	G	231	3.3	70
	B	46.2	3.3	14
	RGB	350	10	35

Note:

- CV: Constant Voltage CC: Constant Current.
- Max. Run length refers to single side feed in serial connection.
- The given color temperature is the temperature of finished products.
- The given data are typical values. Due to tolerances of the production process and the electrical components,testing parameters can vary up to 10%.
- The Constant Current version supports PWM dimming, but the PWM frequency must be kept below 2kHz.

Cable Lead

End Cap & Cable Lead Option

Silicone End Cap (IP67)



Front Cable Entry



Closed End cap

Accessory

Accessories

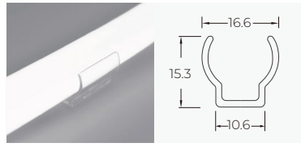

PC Profile
20x16.6x15.3mm(L x W x H)
Accessories:Screw M3x15mm

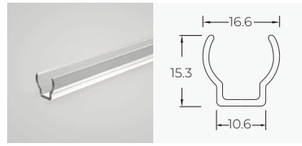

PC Profile
1000(±5)x16.6x15.3mm(L x W x H)
Accessories:Screw M3x15mm

Cable



2PIN cable | 3PIN cable | 4PIN cable | 5PIN cable

Connector



2PIN connector (Single color) | 3PIN connector (Tunable White) | 4PIN connector (RGB color) | 5PIN connector (RGB+White color)

SIDE BEND NEON

This series of neon flex can be bent horizontally and is available in various sizes, ranging from 3x6mm to 30x32mm.

SIDE BEND 0408



4mm slim luminous surface, sleek and refined, ideal for indoor outlines and furniture integration.
Tri-color silicone extrusion with a clear window for easy cutting.
High-density LED strip inside ensures uniform, glare-free light emission.
5 years warranty, lifespan ≥ 50,000 hours, 1 Bin.

Dimensions

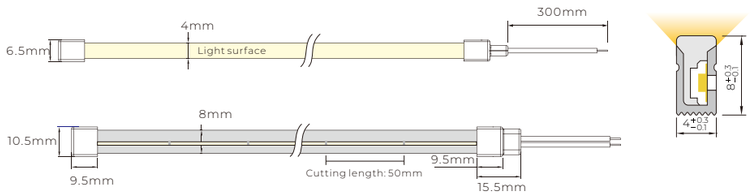

Basic Parameters

Model No.	NS-S0408
Voltage	DC24V
Power(w/m)	6w
Storage Temperature	-25°C~60°C
Ambient Temperature	Tamin=-25°C, Tamax 55°C

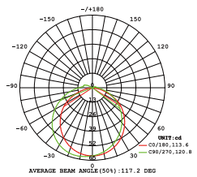

Light Distribution Curve
(24V, 6W, 4000K)

Single color

Single Color

Voltage	DC24 V
Circuit Design	CV
Power(w/m)	6w
Max. Run Length	5m
Cutting Length	50mm

Parameters

CRI	CCT	lm/m	w/m	lm/w
>90	2700K±150	164	6	27.4
	3000K±150	184	6	30.6
	4000K±300	203	6	33.9
	5500K±500	191	6	31.8
--	Red	78	6	13.0
	Green	207	6	34.6
	Blue	44	6	7.4
	Yellow	55	6	9.2
	Orange	75	6	12.5
	Pink	180	6	30.1

Note:
- CV: Constant Voltage CC: Constant Current.
- Max. Run length refers to single side feed in serial connection.
- The given color temperature is the temperature of finished products.
- The given data are typical values. Due to tolerances of the production process and the electrical components,testing parameters can vary up to 10%.
- The Constant Current version supports PWM dimming, but the PWM frequency must be kept below 2kHz.

Cable Lead

End Cap & Cable Lead Option

Silicone End Cap (IP65)

Front Cable Entry

Closed End Cap

Integral End Cap (IP44)

Front Cable Entry

Closed End Cap

Accessory

Accessories

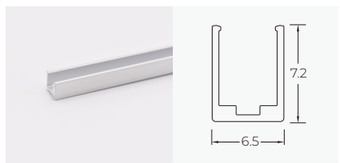

Aluminium Profile
Length: 1m/2m/3m



Aluminium Mounting clips
Length: 2cm

SIDE BEND 0612



6mm slim luminous surface, sleek and refined, ideal for indoor outlines and furniture integration.
Tri-color silicone extrusion with a clear window for easy cutting.
Dust-resistant matte finish ensures a clean look with uniform, natural light.
Run length > 10m, production length up to 30m.
5 years warranty, lifespan ≥ 50,000 hours, 1 Bin.

Dimensions

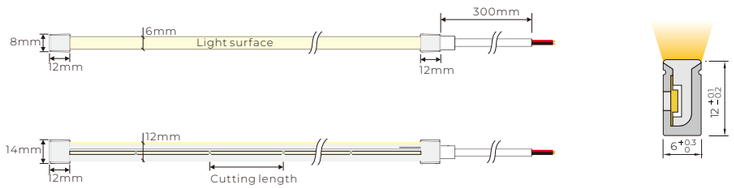

Basic Parameters

Model No.	NS-S0612
Voltage	DC24V
Power(w/m)	5w/10w
Storage Temperature	-25°C~60°C
Ambient Temperature	Tamin=-25°C, Tamax (Table below)

Output	Low Output	Std Output
Power(w/m)	5w	10W
Max. Ambient tempt.(Tamax)	55°C	45°C

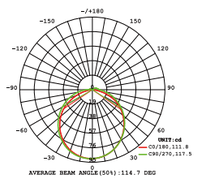

Light Distribution Curve
(24V, 10W, 4000K)

Single color

Single Color

Voltage	DC24 V
Circuit Design	CV/CC
Power(w/m)	5w/10w
Max. Run Length(CC)	17m/13m
Cutting Length	50mm

Parameters

CRI	CCT	lm/m	w/m	lm/w
>90	2100K±150	250	10	25
	2400K±150	310	10	31
	2700K±150	350	10	35
	3000K±150	300	10	30
	3500K±200	330	10	33
	4000K +400 −200	360	10	36
	5000K +500 −300	360	10	36
	6500K +200 −600	360	10	36
--	Red	160	10	16
	Green	400	10	40
	Blue	50	10	5
	Yellow	125	10	12.5
	Pink	145	10	14.5

Free Cut

Voltage	DC24 V
Circuit Design	CV
Power(w/m)	5w/10w
Max. Run Length	5m
Cutting Length	8.33mm

Parameters

CRI	CCT	lm/m	w/m	lm/w
>90	2700K±150	300	10	30.0
	3000K±150	325	10	32.5
	4000K±300	348	10	34.8
	5000K±400	340	10	34.0
	6500K±400	325	10	32.5

Tunable

CCT Tunable

Voltage	DC24 V
Circuit Design	CV
Power(w/m)	5w/10w
Max. Run Length	5m
Cutting Length	50mm

Parameters

CRI	CCT	lm/m	w/m	lm/w
>90	2700K	125	5	25
	6000K	175	5	35
	2700K+6000K	270	10	27

RGB

RGB

Voltage	DC24 V
Circuit Design	CV
Power(w/m)	5w/10w
Max. Run Length	5m
Cutting Length	50mm

Parameters

CRI	CCT	lm/m	w/m	lm/w
--	R	23.1	3.3	7
	G	52.8	3.3	16
	B	11.55	3.3	3.5
	RGB	130	10	13

Note:

- CV: Constant Voltage CC: Constant Current.
- Max. Run length refers to single side feed in serial connection.
- The given color temperature is the temperature of finished products.
- The given data are typical values. Due to tolerances of the production process and the electrical components,testing parameters can vary up to 10%.
- The Constant Current version supports PWM dimming, but the PWM frequency must be kept below 2kHz.

Cable Lead

End Cap & Cable Lead Option

Silicone End Cap (IP67)



Front Cable Entry



Side Cable Entry



Bottom Cable Entry



Closed End cap

Integral End Cap (IP44)



Front Cable Entry



Closed End cap

Accessory

Accessories

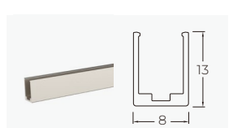

Aluminium Profile
Length: 1m/2m/3m

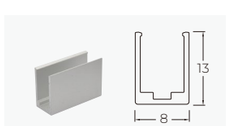

Aluminium Mounting clips
Length: 2cm

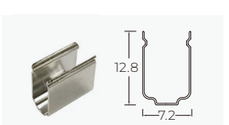

Stainless Steel Mounting clips
Length: 2cm



Curved Stainless Steel
mounting profile

Cable



2PIN cable 3PIN cable 4PIN cable

Connector



2PIN connector (Single color) 3PIN connector (Tunable White) 4PIN connector (RGB color)

SIDE BEND 0817



Arched structure with a curved luminous surface and a wide beam angle, ideal for indoor and outdoor decorative lighting.
Tri-color silicone extrusion with a clear window for easy cutting.
Dust-resistant matte finish ensures a clean look with uniform, natural light.
Run length > 10m, production length up to 30m.
5 years warranty, lifespan ≥ 50,000 hours, 1 Bin.

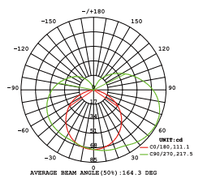

Light Distribution Curve
(24V, 10W, 4000K)

Dimensions

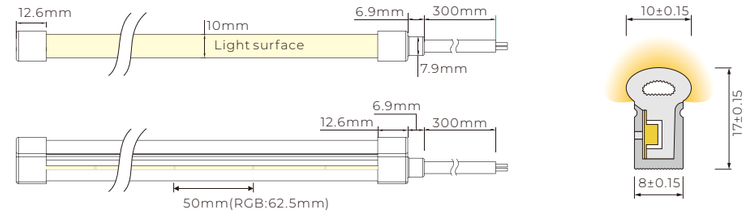

Basic Parameters

Model No.	NS-S0817
Voltage	DC24V
Power(w/m)	5w/10w
Storage Temperature	-25°C~60°C
Ambient Temperature	Tamin=-25°C, Tamax (Table below)

Output	Low Output	High Output
Power(w/m)	5w	10W
Max. Ambient tempt.(Tamax)	55°C	45°C

Single color

Single Color

Voltage	DC24 V
Circuit Design	CV/CC
Power(w/m)	5w/10w
Max. Run Length(CC)	17m/13m
Cutting Length	50mm

Parameters

CRI	CCT	lm/m	w/m	lm/w
>90	2100K±150	270	10	27
	2400K±150	285	10	28.5
	2700K±150	310	10	31
	3000K±150	310	10	31
	3500K±200	320	10	32
	4000K $^{+400}_{-200}$	340	10	34
	5000K $^{+500}_{-300}$	345	10	34.5
	6500K $^{+200}_{-600}$	320	10	32
--	Red	150	10	15
	Green	360	10	36
	Blue	70	10	7
	Yellow	120	10	12
	Pink	150	10	15

Free Cut

Voltage	DC24 V
Circuit Design	CV
Power(w/m)	5w/10w
Max. Run Length	5m
Cutting Length	8.33mm

Parameters

CRI	CCT	lm/m	w/m	lm/w
>90	2700K±150	400	10	40.0
	3000K±150	420	10	42.0
	4000K±300	440	10	44.0
	5000K±400	430	10	43.0
	6500K±400	420	10	42.0

Tunable

CCT Tunable

Voltage	DC24 V
Circuit Design	CV
Power(w/m)	5w/10w
Max. Run Length	5m
Cutting Length	50mm

Parameters

CRI	CCT	lm/m	w/m	lm/w
>90	2700K	170	5	34
	6000K	172.5	5	34.5
	2700K+6000K	330	10	33

RGB

RGB

Voltage	DC24 V
Circuit Design	CV
Power(w/m)	5w/10w
Max. Run Length	5m
Cutting Length	62.5mm

Parameters

CRI	CCT	lm/m	w/m	lm/w
--	R	36.3	3.3	11
	G	92.4	3.3	28
	B	16.5	3.3	5
	RGB	145	10	14.5

Note:

- CV: Constant Voltage CC: Constant Current.
- Max. Run length refers to single side feed in serial connection.
- The given color temperature is the temperature of finished products.
- The given data are typical values. Due to tolerances of the production process and the electrical components,testing parameters can vary up to 10%.
- The Constant Current version supports PWM dimming, but the PWM frequency must be kept below 2kHz.

Cable Lead

End Cap & Cable Lead Option

Silicone end cap (IP67)



Front Cable Entry



Side Cable Entry



Closed End Cap

Solder Free End Cap Without Screws (IP67)



Front Cable Entry



Closed End Cap

Accessory

Accessories

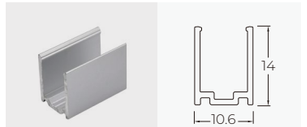

Aluminium Mounting clips
Length: 2cm



Aluminium Profile
Length: 1m/2m/3m



Curved Stainless
Steel mounting profile

Cable



2PIN cable

3PIN cable

4PIN cable

Connector



2PIN connector
(Single color)



3PIN connector
(Tunable White)



4PIN connector
(RGB color)

SIDE BEND 1010



Made from Dow SILASTIC™ silicone with high light transmission and integrated extrusion molding process, featuring IP67 protection.
Proven to resist hydrochloric acid, acid and alkali corrosion, flame retardance, and UV yellowing through 9 rigorous tests.
Dust-resistant matte finish ensures a clean look with uniform, natural light.
5 years warranty, lifespan ≥ 50,000 hours, 1 Bin.

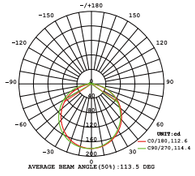

Light Distribution Curve
(24V, 10W, 4000K)

Dimensions

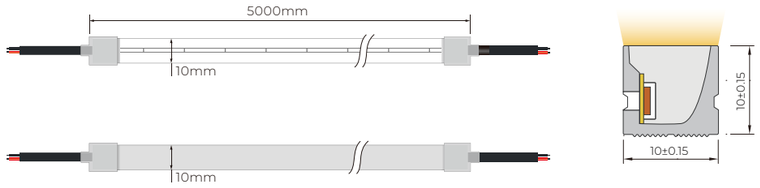

Basic Parameters

Model No.	NS-S1010
Voltage	DC24V
Power(w/m)	5w/10w
Storage Temperature	-25°C~60°C
Ambient Temperature	Tamin=-25°C, Tamax (Table below)

Output	Low Output	Std Output
Power(w/m)	5w	10W
Max. Ambient tempt.(Tamax)	55°C	45°C

Single color

Single Color

Voltage	DC24 V
Circuit Design	CV
Power(w/m)	5w/10w
Max. Run Length	5m
Cutting Length	35.7mm

Parameters

CRI	CCT	lm/m	w/m	lm/w
>90	2100K±150	530	10	53
	2400K±150	560	10	56
	2700K±150	570	10	57
	3000K±150	620	10	62
	3500K±200	590	10	59
	4000K $^{+400}_{-200}$	660	10	66
	5000K $^{+500}_{-300}$	670	10	67
	6500K $^{+200}_{-600}$	690	10	69
--	Red	270	10	27
	Green	540	10	54
	Blue	130	10	13
	Yellow	260	10	26
	Pink	450	10	45

Note:
- CV: Constant Voltage CC: Constant Current.
- Max. Run length refers to single side feed in serial connection.
- The given color temperature is the temperature of finished products.
- The given data are typical values. Due to tolerances of the production process and the electrical components,testing parameters can vary up to 10%.
- The Constant Current version supports PWM dimming, but the PWM frequency must be kept below 2kHz.

Cable Lead

End Cap & Cable Lead Option

Silicone End Cap (IP67)



Front Cable Entry



Side Cable Entry



Bottom Cable Entry



Closed end cap

Accessory

Accessories

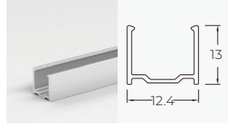

Aluminium Profile
Length: 1m/2m/3m

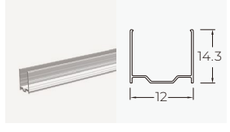

PC Profile
Length: 1m/2m/3m

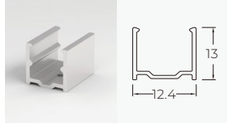

Aluminium Mounting clips
Length: 2cm

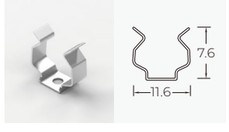

Stainless Steel Mounting clips
Length: 0.8cm

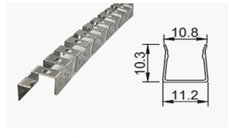

Curved Stainless
Steel mounting profile



PVC Cable
2PIN

SIDE BEND 1018



Made from Dow SILASTIC™ silicone with high light transmission and integrated extrusion molding process, featuring IP67 protection.
Proven to resist hydrochloric acid, acid and alkali corrosion, flame retardance, and UV yellowing through 9 rigorous tests.
Dust-resistant matte finish ensures a clean look with uniform, natural light.
Run length > 10m, production length up to 30m.
5 years warranty, lifespan ≥ 50,000 hours, 1 Bin.

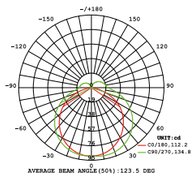

Light Distribution Curve
(24V, 10W, 4000K)

Dimensions

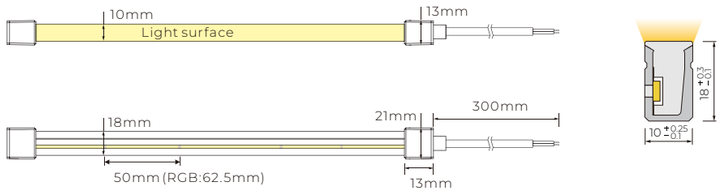

Basic Parameters

Model No.	NS-S1018
Voltage	DC24V
Power(w/m)	5w/10w/15w
Storage Temperature	-25°C~60°C
Ambient Temperature	Tamin=-25°C, Tamax (Table below)

Output	Low Output	Std Output	High Output
Power(w/m)	5w	10W	15W
Max. Ambient tempt.(Tamax)	55°C	45°C	35°C

Single color

Single Color

Voltage	DC24 V
Circuit Design	CV/CC
Power(w/m)	5w/10w/15w
Max. Run Length(CC)	17m/18m
Cutting Length	50mm

Parameters

CRI	CCT	lm/m	w/m	lm/w
>90	2100K±150	275	10	27.5
	2400K±150	275	10	27.5
	2700K±150	315	10	31.5
	3000K±150	330	10	33
	3500K±200	330	10	33
	4000K +400 −200	355	10	35.5
	5000K +500 −300	350	10	35
	6500K +200 −600	355	10	35.5
--	Red	145	10	14.5
	Green	370	10	37
	Blue	65	10	6.5
	Yellow	145	10	14.5
	Pink	150	10	15

Free Cut

Voltage	DC24 V
Circuit Design	CV
Power(w/m)	5w/10w/15w
Max. Run Length	5m
Cutting Length	8.33mm

Parameters

CRI	CCT	lm/m	w/m	lm/w
>90	2700K±150	320	10	32.0
	3000K±150	345	10	34.5
	4000K±300	366	10	36.6
	5000K±400	350	10	35.0
	6500K±400	345	10	34.5

Tunable

CCT Tunable

Voltage	DC24 V
Circuit Design	CV
Power(w/m)	5w/10w/15w
Max. Run Length	5m
Cutting Length	50mm

Parameters

CRI	CCT	lm/m	w/m	lm/w
>90	2700K	162.5	5	32.5
	6000K	175	5	35
	2700K+6000K	340	10	34

RGB

RGB

Voltage	DC24 V
Circuit Design	CV
Power(w/m)	5w/10w/15w
Max. Run Length	5m
Cutting Length	62.5mm

Parameters

CRI	CCT	lm/m	w/m	lm/w
--	R	36.3	3.3	11
	G	99	3.3	30
	B	19.8	3.3	6
	RGB	150	10	15

Note:
- CV: Constant Voltage CC: Constant Current.
- Max. Run length refers to single side feed in serial connection.
- The given color temperature is the temperature of finished products.
- The given data are typical values. Due to tolerances of the production process and the electrical components,testing parameters can vary up to 10%.
- The Constant Current version supports PWM dimming, but the PWM frequency must be kept below 2kHz.

Cable Lead

End Cap & Cable Lead Option

Silicone End Cap (IP67)



Front Cable Entry



Side Cable Entry



Bottom Cable Entry



Closed End cap

Accessory

Accessories

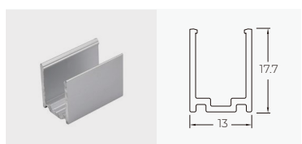

Aluminium Mounting clips
Length: 2cm

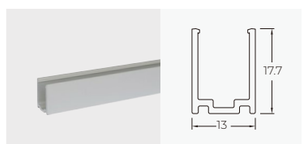

Aluminium Profile
Length: 1m/2m/3m



Curved Stainless
Steel mounting profile

Cable



2PIN cable | 3PIN cable | 4PIN cable

Connector



2PIN connector (Single color) | 3PIN connector (Tunable White) | 4PIN connector (RGB color)

SIDE BEND 1023



Arched structure with a curved luminous surface and a wide beam angle, ideal for indoor and outdoor decorative lighting.
Tri-color silicone extrusion with a clear window for easy cutting.
Dust-resistant matte finish ensures a clean look with uniform, natural light.
Run length > 10m, production length up to 30m.
5 years warranty, lifespan ≥ 50,000 hours, 1 Bin.

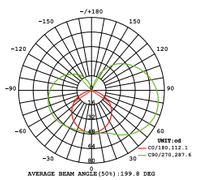

Light Distribution Curve
(24V, 10W, 4000K)

Dimensions

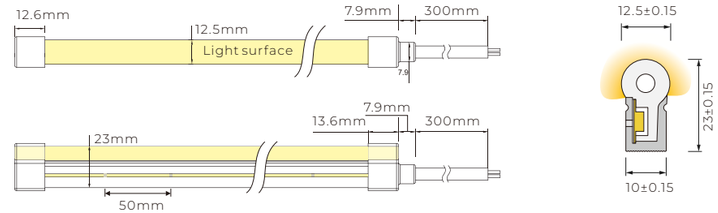

Basic Parameters

Model No.	NS-S1023
Voltage	DC24V
Power(w/m)	5w/10w/15w
Storage Temperature	-25°C~60°C
Ambient Temperature	Tamin=-25°C, Tamax (Table below)

Output	Low Output	Std Output	High Output
Power(w/m)	5w	10W	15W
Max. Ambient tempt.(Tamax)	55°C	45°C	35°C

Single color

Single Color

Voltage	DC24 V
Circuit Design	CV/CC
Power(w/m)	5w/10w/15w
Max. Run Length	17m/18m
Cutting Length	50mm

Parameters

CRI	CCT	lm/m	w/m	lm/w
>90	2100K±150	310	10	31
	2400K±150	320	10	32
	2700K±150	350	10	35
	3000K±150	350	10	35
	3500K±200	380	10	38
	4000K $^{+400}_{-200}$	390	10	39
	5000K $^{+500}_{-300}$	380	10	38
	6500K $^{+200}_{-600}$	350	10	35
--	Red	150	10	15
	Green	405	10	40.5
	Blue	75	10	7.5
	Yellow	125	10	12.5
	Pink	160	10	16

Free Cut

Voltage	DC24 V
Circuit Design	CV
Power(w/m)	5w/10w/15w
Max. Run Length	5m
Cutting Length	8.33mm

Parameters

CRI	CCT	lm/m	w/m	lm/w
>90	2700K±150	395	10	39.5
	3000K±150	410	10	41.0
	4000K±300	434	10	43.4
	5000K±400	420	10	42.0
	6500K±400	420	10	42.0

Tunable

CCT Tunable

Voltage	DC24 V
Circuit Design	CV
Power(w/m)	5w/10w/15w
Max. Run Length	5m
Cutting Length	50mm

Parameters

CRI	CCT	lm/m	w/m	lm/w
>90	2700K	180	5	36
	6000K	190	5	38
	2700K+6000K	360	10	36

RGB

RGB

Voltage	DC24 V
Circuit Design	CV
Power(w/m)	5w/10w/15w
Max. Run Length	5m
Cutting Length	62.5mm

Parameters

CRI	CCT	lm/m	w/m	lm/w
--	R	33	3.3	10
	G	97.35	3.3	29.5
	B	19.8	3.3	6
	RGB	145	10	14.5

Note:

- CV: Constant Voltage CC: Constant Current.
- Max. Run length refers to single side feed in serial connection.
- The given color temperature is the temperature of finished products.
- The given data are typical values. Due to tolerances of the production process and the electrical components,testing parameters can vary up to 10%.
- The Constant Current version supports PWM dimming, but the PWM frequency must be kept below 2kHz.

Cable Lead

End Cap & Cable Lead Option

Silicone End Cap(IP67)



Front Cable Entry



Closed End Cap

Accessory

Accessories

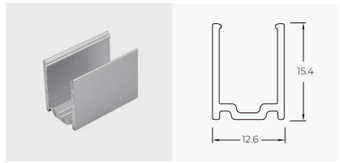

Aluminium Mounting clips
Length: 2m

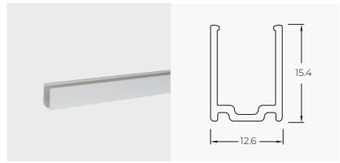

Aluminium Profile
Length: 1m/2m/3m

Cable



2PIN cable

3PIN cable

4PIN cable

Connector



2PIN connector
(Single color)

3PIN connector
(Tunable White)

4PIN connector
(RGB color)

SIDE BEND 1212



Made from Dow SILASTIC™ silicone with high light transmission and integrated extrusion molding process, featuring IP67 protection.
Proven to resist hydrochloric acid, acid and alkali corrosion, flame retardance, and UV yellowing through 9 rigorous tests.
Dust-resistant matte finish ensures a clean look with uniform, natural light.
Run length > 10m, production length up to 30m.
5 years warranty, lifespan ≥ 50,000 hours, 1 Bin.

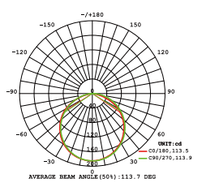

Light Distribution Curve
(24V, 10W, 4000K)

Dimensions

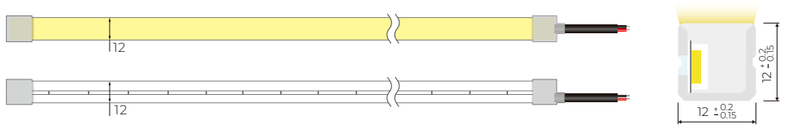

Basic Parameters

Model No.	NS-S1212
Voltage	DC24V
Power(w/m)	10w
Storage Temperature	-25°C~60°C
Ambient Temperature	Tamin=-25°C, Tamax (Table below)

Output	Low Output	Std Output
Power(w/m)	3w	10W
Max. Ambient tempt.(Tamax)	55°C	45°C

Single color

Single Color

Voltage	DC24 V
Circuit Design	CV/CC
Power(w/m)	10w
Max. Run Length	13m/17m
Cutting Length	50mm

Parameters

CRI	CCT	lm/m	w/m	lm/w
>90	2700K±150	458	10	45.8
	300K0±150	455	10	45.5
	3500K±200	495	10	49.5
	4000K±300	513	10	51.3
	5000K±400	515	10	51.5
	6500K±500	493	10	49.3
--	Red	222	10	22.2
	Green	492	10	49.2
	Blue	102	10	10.2
	Yellow	148	10	14.8
	Orange	207	10	20.7
	Pink	455	10	45.5

Tunable

CCT Tunable

Voltage	DC24 V
Circuit Design	CV
Power(w/m)	10w
Max. Run Length	5m
Cutting Length	62.5mm

Parameters

CRI	CCT	lm/m	w/m	lm/w
>90	2700K	225	5	45.1
	6000K	261	5	52.3
	2700K+6000K	483	10	48.3

RGB

RGB

Voltage	DC24 V
Circuit Design	CV
Power(w/m)	10w
Max. Run Length	5m
Cutting Length	62.5mm

Parameters

CRI	CCT	lm/m	w/m	lm/w
--	R	58	3.3	17.6
	G	152	3.3	46.2
	B	27	3.3	8.3
	RGB	243	10	24.3

SPI Digital

SPI RGB

Voltage	DC24 V
IC Model	WS2811
Power(w/m)	12
Pixels/m	10
Cutting Length	100mm

Parameters

CRI	CCT	lm/m	w/m	lm/w
--	R	50	5	10.1
	G	147	5	29.5
	B	24	5	4.8
	RGB	199	12	16.6

Note:
- CV: Constant Voltage CC: Constant Current.
- Max. Run length refers to single side feed in serial connection.
- The given color temperature is the temperature of finished products.
- The given data are typical values. Due to tolerances of the production process and the electrical components,testing parameters can vary up to 10%.
- The Constant Current version supports PWM dimming, but the PWM frequency must be kept below 2kHz.

Cable Lead

End Cap & Cable Lead Option

Silicone End Cap (IP67)



Front Cable Entry



Side Cable Entry



Bottom Cable Entry



Closed End Cap

Accessory

Accessories

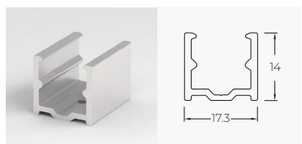

Aluminium Mounting clips
Length: 2cm



Aluminium Profile
Length: 1m/2m/3m

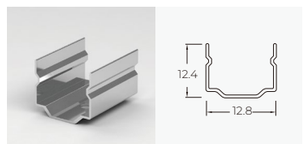

Stainless Steel Mounting clips
Length: 2cm

SIDE BEND 1220



Made from Dow SILASTIC™ silicone with high light transmission and integrated extrusion molding process, featuring IP67 protection.
Proven to resist hydrochloric acid, acid and alkali corrosion, flame retardance, and UV yellowing through 9 rigorous tests.
Dust-resistant matte finish ensures a clean look with uniform, natural light.
Run length > 10m, production length up to 30m.
5 years warranty, lifespan ≥ 50,000 hours, 1 Bin.

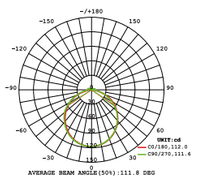

Light Distribution Curve
(24V, 10W, 4000K)

Dimensions

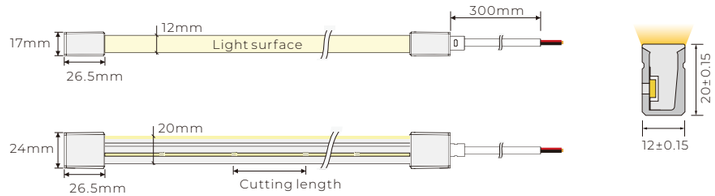

Basic Parameters

Model No.	NS-S1220
Voltage	DC24V
Power(w/m)	5w/10w/15w
Storage Temperature	-25°C~60°C
Ambient Temperature	Tamin=-25°C, Tamax (Table below)

Output	Low Output	Std Output	High Output
Power(w/m)	5w	10W	15W
Max. Ambient tempt.(Tamax)	55°C	45°C	35°C



Single Color

Voltage	DC24 V
Circuit Design	CV/CC
Power(w/m)	5w/10w/15w
Max. Run Length	27m/17m/12m
Cutting Length	50mm

Parameters

CRI	CCT	lm/m	w/m	lm/w
>90	2100K±150	260	10	26
	2400K±150	295	10	29.5
	2700K±150	305	10	30.5
	3000K±150	310	10	31
	3500K±200	345	10	34.5
	4000K $^{+400}_{-200}$	340	10	34
	5000K $^{+500}_{-300}$	330	10	33
	6500K $^{+200}_{-600}$	330	10	33
--	Red	155	10	15.5
	Green	373	10	37.3
	Blue	70	10	7
	Yellow	155	10	15.5
	Pink	150	10	15

Free Cut

Voltage	DC24 V
Circuit Design	CV
Power(w/m)	5w/10w/15w
Max. Run Length	5m
Cutting Length	8.33mm

Parameters

CRI	CCT	lm/m	w/m	lm/w
>90	2700K±150	300	10	30.0
	3000K±150	310	10	31.0
	4000K±300	330	10	33.0
	5000K±400	320	10	32.0
	6500K±400	310	10	31.0



CCT Tunable

Voltage	DC24 V
Circuit Design	CV
Power(w/m)	5w/10w/15w
Max. Run Length	5m
Cutting Length	50mm

Parameters

CRI	CCT	lm/m	w/m	lm/w
>90	2700K	172.5	5	34.5
	6000K	185	5	37
	2700K+6000K	354	10	35.4

Note:



RGB

Voltage	DC24 V
Circuit Design	CC/CV
Power(w/m)	CV: 5w/10w/15w CC: 11w
Max. Run Length	13m/5m
Cutting Length	125mm/62.5mm

Parameters (CC 13m)

CRI	CCT	lm/m	w/m	lm/w
--	R	33	3.7	9.0
	G	128	3.7	34.7
	B	19	3.7	5.1
	RGB	171	11	15.5

Parameters (CV 5m)

CRI	CCT	lm/m	w/m	lm/w
--	R	36.3	3.3	11
	G	107.3	3.3	32.5
	B	23.1	3.3	7
	RGB	160.0	10	16



RGBW

Voltage	DC24 V
Circuit Design	CC/CV
Power(w/m)	CV: 5w/10w/15w CC: 15w
Max. Run Length	10m/5m
Cutting Length	125mm/62.5mm

Parameters (CC 10m)

CRI	CCT	lm/m	w/m	lm/w
--	R	36	3.75	36
	G	86	3.75	86
	B	24	3.75	24
	W4000K	103	3.75	103
	RGBW	234	15	234

Parameters (CV 5m)

CRI	CCT	lm/m	w/m	lm/w
--	R	22.5	2.5	9
	G	80	2.5	32
	B	20	2.5	8
	W4000K	93.75	2.5	37.5
	RGBW	220	10	22

Note:

- CV: Constant Voltage CC: Constant Current.
- Max. Run length refers to single side feed in serial connection.
- The given color temperature is the temperature of finished products.
- The given data are typical values. Due to tolerances of the production process and the electrical components,testing parameters can vary up to 10%.
- The Constant Current version supports PWM dimming, but the PWM frequency must be kept below 2kHz.

Cable Lead

Cable Lead Option

Integral End Cap(IP67)


Front Cable Entry


Side Cable Entry


Bottom Cable Entry


Closed End cap

Solder Free End Cap(IP67)


Front Cable Entry


Side Cable Entry


Bottom Cable Entry


Closed End cap

Solder Free End Cap Without Screws (IP67)


Front Cable Entry


Side Cable Entry


Bottom Cable Entry


Closed End cap

Silicone End Cap(IP67)


Front Cable Entry


Side Cable Entry


Bottom Cable Entry


Closed End cap

Accessory

Accessories



Stainless Steel Mounting clips
Length: 2cm

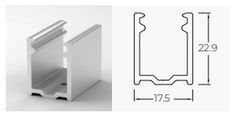

Aluminium Mounting clips
Length: 2cm

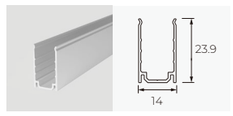

Aluminium Profile
Length: 1m/2m/3m



Curved Stainless
Steel mounting profile


PVC Cable
2PIN, 3PIN, 4PIN


Silicone Cable
2PIN, 3PIN, 4PIN


IP67 Connector
Wire Gauge:
0.5mm2/22AWG


Anti-rain connector


PC closed end cap
Dimension:
26.5x17x24.2mm

SIDE BEND 1225



Arched structure with a curved luminous surface and a wide beam angle, ideal for indoor and outdoor decorative lighting.
Tri-color silicone extrusion with a clear window for easy cutting.
Dust-resistant matte finish ensures a clean look with uniform, natural light.
Run length > 10m, production length up to 30m.
5 years warranty, lifespan ≥ 50,000 hours, 1 Bin.

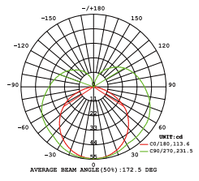

Light Distribution Curve
(24V, 10W, 4000K)

Dimensions

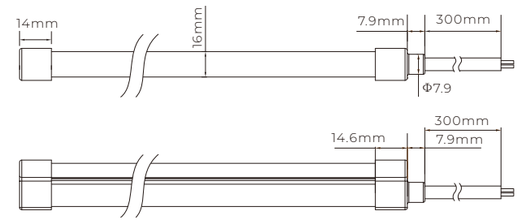

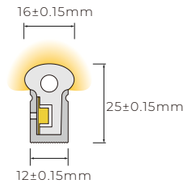

Basic Parameters

Model No.	NS-S1225
Voltage	DC24V
Power(w/m)	5w/10w/15w
Storage Temperature	-25°C~60°C
Ambient Temperature	Tamin=-25°C, Tamax (Table below)

Output	Low Output	Std Output	High Output
Power(w/m)	5w	10W	15W
Max. Ambient tempt.(Tamax)	55°C	45°C	35°C

Single color

Single Color

Voltage	DC24 V
Circuit Design	CV/CC
Power(w/m)	5w/10w/15w
Max. Run Length	27m/17m/12m
Cutting Length	50mm

Parameters

CRI	CCT	lm/m	w/m	lm/w
>90	2100K±150	240	10	24
	2400K±150	270	10	27
	2700K±150	290	10	29
	3000K±150	290	10	29
	3500K±200	305	10	30.5
	4000K $^{+400}_{-200}$	320	10	32
	5000K $^{+500}_{-300}$	300	10	30
	6500K $^{+200}_{-600}$	315	10	31.5
--	Red	125	10	12.5
	Green	340	10	34
	Blue	60	10	6
	Yellow	105	10	10.5
	Pink	135	10	13.5

Tunable

CCT Tunable

Voltage	DC24 V
Circuit Design	CV
Power(w/m)	5w/10w/15w
Max. Run Length	5m
Cutting Length	50mm

Parameters

CRI	CCT	lm/m	w/m	lm/w
>90	2700K	150	5	30
	6000K	157.5	5	31.5
	2700K+6000K	295	10	29.5

RGB

RGB

Voltage	DC24 V
Circuit Design	CV
Power(w/m)	5w/10w/15w
Max. Run Length	5m
Cutting Length	62.5mm/83.3mm

Parameters

CRI	CCT	lm/m	w/m	lm/w
--	R	29.7	3.3	9
	G	85.8	3.3	26
	B	16.5	3.3	5
	RGB	135	10	13.5

RGBW

RGBW

Voltage	DC24 V
Circuit Design	CV
Power(w/m)	5w/10w/15w
Max. Run Length	5m
Cutting Length	62.5mm/83.3mm

Parameters

CRI	CCT	lm/m	w/m	lm/w
--	R	15	2.5	6
	G	67.5	2.5	27
	B	12.5	2.5	5
>80	W(3000K±200)	75	2.5	30
	RGBW	180	10	18

Note:

- CV: Constant Voltage CC: Constant Current.
- Max. Run length refers to single side feed in serial connection.
- The given color temperature is the temperature of finished products.
- The given data are typical values. Due to tolerances of the production process and the electrical components,testing parameters can vary up to 10%.
- The Constant Current version supports PWM dimming, but the PWM frequency must be kept below 2kHz.

Cable Lead

End Cap & Cable Lead Option

Integral End Cap (IP67)



Bottom Cable Entry



Closed End cap

Solder Free End Cap Without Screws (IP67)



Front Cable Entry



Side Cable Entry



Bottom Cable Entry



Closed End cap

Silicone End Cap (IP67)



Front Cable Entry



Closed End cap

Accessory

Accessories

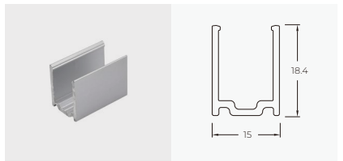

Aluminium Mounting clips
Length: 2cm

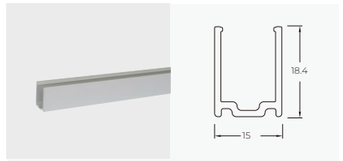

Aluminium Profile
Length: 1m/2m/3m

Cable



2PIN cable | 3PIN cable | 4PIN cable | 5PIN cable

Connector



2PIN connector (Single color) | 3PIN connector (Tunable White) | 4PIN connector (RGB color) | 5PIN connector (RGB+White color)

SIDE BEND 1615



Made from Dow SILASTIC™ silicone with high light transmission and integrated extrusion molding process, featuring IP67 protection.
Proven to resist hydrochloric acid, acid and alkali corrosion, flame retardance, and UV yellowing through 9 rigorous tests.
Dust-resistant matte finish ensures a clean look with uniform, natural light.
Run length > 10m, production length up to 30m.
5 years warranty, lifespan ≥ 50,000 hours, 1 Bin.

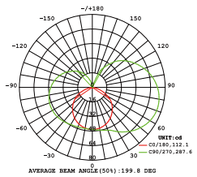

Light Distribution Curve
(24V, 10W, 4000K)

Dimensions



Basic Parameters

Model No.	NS-S1615
Voltage	DC24V
Power(w/m)	5w/10w/15w
Storage Temperature	-25°C~60°C
Ambient Temperature	Tamin=-25°C, Tamax (Table below)

Output	Low Output	Std Output	High Output
Power(w/m)	5w	10W	15W
Max. Ambient tempt.(Tamax)	55°C	45°C	35°C

Single color

Single Color

Voltage	DC24 V
Circuit Design	CV/CC
Power(w/m)	5w/10w/15w
Max. Run Length	25m/17m/12m
Cutting Length	50mm

Parameters

CRI	CCT	lm/m	w/m	lm/w
>90	2100K±150	460	10	46
	2400K±150	540	10	54
	2700K±150	660	10	66
	3000K±150	570	10	57
	3500K±200	630	10	63
	4000K +400 −200	720	10	72
	5000K +500 −300	750	10	75
	6500K +200 −600	690	10	69
--	Red	290	10	29
	Green	550	10	55
	Blue	130	10	13
	Yellow	290	10	29
	Pink	470	10	47

Free Cut

Voltage	DC24 V
Circuit Design	CV
Power(w/m)	5w/10w/15w
Max. Run Length	5m
Cutting Length	8.33mm

Parameters

CRI	CCT	lm/m	w/m	lm/w
>90	2700K±150	590	10	59.0
	3000K±150	600	10	60.0
	4000K±300	620	10	62.0
	5000K±400	610	10	61.0
	6500K±400	600	10	60.0

Tunable

CCT Tunable

Voltage	DC24 V
Circuit Design	CV
Power(w/m)	5w/10w/15w
Max. Run Length	5m
Cutting Length	50mm

Parameters

CRI	CCT	lm/m	w/m	lm/w
>90	2700K	330	5	66
	6000K	345	5	69
	2700K+6000K	670	10	67

RGB

RGB

Voltage	DC24 V
Circuit Design	CV
Power(w/m)	5w/10w/15w
Max. Run Length	5m
Cutting Length	62.5mm/83.3mm

Parameters

CRI	CCT	lm/m	w/m	lm/w
--	R	75.9	3.3	23
	G	191.4	3.3	58
	B	36.3	3.3	11
	RGB	310	10	31

RGBW

RGBW

Voltage	DC24 V
Circuit Design	CV
Power(w/m)	5w/10w/15w
Max. Run Length	5m
Cutting Length	83.33mm

Parameters

CRI	CCT	lm/m	w/m	lm/w
--	R	57.5	2.5	23
	G	225	2.5	90
	B	42.5	2.5	17
>90	W(3000K±150)	183.75	2.5	73.5
	RGBW	510	10	51

Note:
- CV: Constant Voltage CC: Constant Current.
- Max. Run length refers to single side feed in serial connection.
- The given color temperature is the temperature of finished products.
- The given data are typical values. Due to tolerances of the production process and the electrical components,testing parameters can vary up to 10%.
- The Constant Current version supports PWM dimming, but the PWM frequency must be kept below 2kHz.

Cable Lead

End Cap & Cable Lead Option

Silicone End Cap (IP67)



Front Cable Entry



Side Cable Entry



Bottom Cable Entry



Closed End cap

Integral End Cap (IP67)



Front Cable Entry



Side Cable Entry



Bottom Cable Entry

Closed End cap

Accessory

Accessories

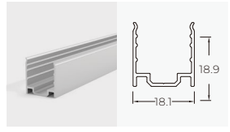

Aluminium Profile
Length: 1m/2m/3m

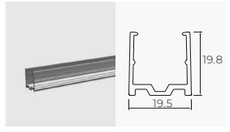

PC Profile
Length: 1m/2m/3m

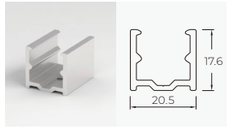

Aluminium Mounting clips
Length: 2cm

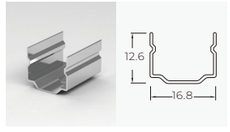

Stainless Steel Mounting clips
Length: 2cm

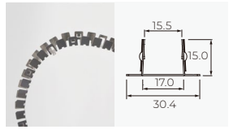

Flexible Curved Profile
Length: 0.5m

Cable



2PIN cable | 3PIN cable | 4PIN cable | 5PIN cable

Connector



2PIN connector (Single color) | 3PIN connector (Tunable White) | 4PIN connector (RGB color) | 5PIN connector (RGB+White color)

SIDE BEND 1617



Made from Dow SILASTIC™ silicone with high light transmission and integrated extrusion molding process, featuring IP67 protection.
Unique design without a transparent cutting window to prevent light leakage, featuring a precise laser-cut mark on the silicone tube.
Dust-resistant matte finish ensures a clean look with uniform, natural light.
Run length > 10m, production length up to 30m.
5 years warranty, lifespan ≥ 50,000 hours, 1 Bin.

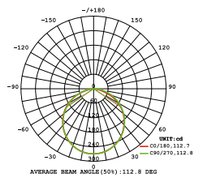

Light Distribution Curve
(24V, 10W, 4000K)

Dimensions

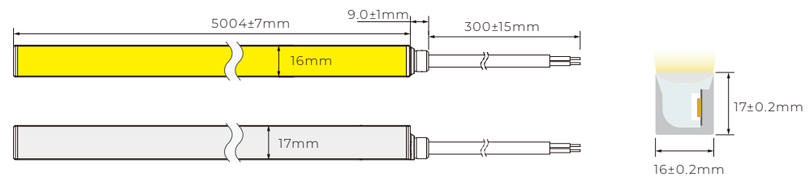

Basic Parameters

Model No.	NS-S1617
Voltage	DC24V
Power(w/m)	10w
Storage Temperature	-25°C~60°C
Ambient Temperature	Tamin=-25°C, Tamax (Table below)

Output	Std Output
Power(w/m)	10W
Max. Ambient tempt.(Tamax)	45°C

Single color

Single Color

Voltage	DC24 V
Circuit Design	CV
Power(w/m)	10w
Max. Run Length	5m
Cutting Length	50mm

Parameters

CRI	CCT	lm/m	w/m	lm/w
>90	2700K	692	10	69.2
	3000K	720	10	72.0
	3500K	746	10	74.6
	4000K	738	10	73.8
	5000K	741	10	74.1
	6500K	751	10	75.1
--	Red	275	10	27.5
	Green	689	10	68.9
	Blue	142	10	14.2
	Yellow	219	10	21.9
	Orange	831	10	27.2
	Pink	831	10	58.6

Tunable

CCT Tunable

Voltage	DC24 V
Circuit Design	CV
Power(w/m)	11w
Max. Run Length	5m
Cutting Length	71.43mm

Parameters

CRI	CCT	lm/m	w/m	lm/w
>90	2700K	660	10	66.0
	6000K	709	10	70.9
	2700K+6000K	789	11	71.7

RGB

RGB

Voltage	DC24 V
Circuit Design	CV
Power(w/m)	10w
Max. Run Length	5m
Cutting Length	83.33mm

Parameters

CRI	CCT	lm/m	w/m	lm/w
--	R	61	3.3	18.6
	G	227	3.3	68.7
	B	38	3.3	11.5
	RGB	329	10	32.9

RGBW

RGBW

Voltage	DC24 V
Circuit Design	CV
Power(w/m)	15w
Max. Run Length	5m
Cutting Length	83.33mm

Parameters

CRI	CCT	lm/m	w/m	lm/w
--	R	70	3.75	18.7
	G	267	3.75	71.3
	B	49	3.75	13.0
>80	3000K ±150	234	3.75	62.4
	RGBW	644	15	42.9

Note:

- CV: Constant Voltage CC: Constant Current.
- Max. Run length refers to single side feed in serial connection.
- The given color temperature is the temperature of finished products.
- The given data are typical values. Due to tolerances of the production process and the electrical components,testing parameters can vary up to 10%.
- The Constant Current version supports PWM dimming, but the PWM frequency must be kept below 2kHz.

Cable Lead

End Cap & Cable Lead Option

Integral End Cap (IP67)



Front Cable Entry



Side Cable Entry



Bottom Cable Entry



Closed End cap

Solder Free End Cap Without Screws (IP67)



Front Cable Entry



Side Cable Entry



Bottom Cable Entry



Closed End cap

Accessory

Accessories

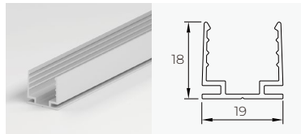

Aluminium Profile
Length: 1m/2m/3m

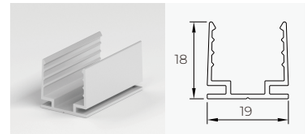

Aluminium Mounting clips
Length: 2cm

SIDE BEND 2020



20mm flat luminous surface, ideal for indoor and outdoor architectural lighting.
Made from Dow SILASTIC™ silicone with high light transmission and integrated extrusion molding process, featuring IP67 protection.
Proven to resist hydrochloric acid, acid and alkali corrosion, flame retardance, and UV yellowing through 9 rigorous tests.
Dust-resistant matte finish ensures a clean look with uniform, natural light.
5 years warranty, lifespan ≥ 50,000 hours, 1 Bin.

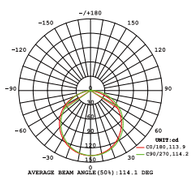

Light Distribution Curve
(24V, 10W, 4000K)

Dimensions



Basic Parameters

Model No.	NS-S2020
Voltage	DC24V
Power(w/m)	5w/10w/15w
Storage Temperature	-25°C~60°C
Ambient Temperature	Tamin=-25°C, Tamax (Table below)

Output	Low Output	Std Output	High Output
Power(w/m)	5w	10W	15W
Max. Ambient tempt.(Tamax)	55°C	45°C	35°C

Single color

Single Color

Voltage	DC24 V
Circuit Design	CV/CC
Power(w/m)	5w/10w/15w
Max. Run Length(CC)	27m/17m/12m
Cutting Length	50mm

Parameters

CRI	CCT	lm/m	w/m	lm/w
>90	2100K±150	380	10	38
	2400K±150	450	10	45
	2700K±150	460	10	46
	3000K±150	430	10	43
	3500K±200	480	10	48
	4000K $^{+400}_{-200}$	470	10	47
	5000K $^{+500}_{-300}$	470	10	47
	6500K $^{+200}_{-600}$	460	10	46
--	Red	220	10	22
	Green	350	10	35
	Blue	100	10	10
	Yellow	210	10	21
	Pink	340	10	34

Free Cut

Voltage	DC24 V
Circuit Design	CV
Power(w/m)	5w/10w/15w
Max. Run Length	5m
Cutting Length	8.33mm

Parameters

CRI	CCT	lm/m	w/m	lm/w
>90	2700K±150	400	10	40.0
	3000K±150	425	10	42.5
	4000K±300	442	10	44.2
	5000K±400	430	10	43.0
	6500K±400	415	10	41.5

Tunable

CCT Tunable

Voltage	DC24 V
Circuit Design	CV
Power(w/m)	5w/10w/15w
Max. Run Length	5m
Cutting Length	50mm

Parameters

CRI	CCT	lm/m	w/m	lm/w
>90	2700K	250	5	50
	6000K	255	5	51
	2700K+6000K	490	10	49

RGB

RGB

Voltage	DC24 V
Circuit Design	CV
Power(w/m)	5w/10w/15w
Max. Run Length	5m
Cutting Length	62.5mm/88.3mm

Parameters

CRI	CCT	lm/m	w/m	lm/w
--	R	59.4	3.3	18
	G	128.7	3.3	39
	B	23.1	3.3	7
	RGB	210	10	21

RGBW

RGBW

Voltage	DC24 V
Circuit Design	CV
Power(w/m)	5w/10w/15w
Max. Run Length	5m
Cutting Length	62.5mm/88.3mm

Parameters

CRI	CCT	lm/m	w/m	lm/w
--	R	35	2.5	14
	G	97.5	2.5	39
	B	30	2.5	12
>80	W(3000K±200)	130	2.5	52
	RGBW	290	10	29

Note:

- CV: Constant Voltage CC: Constant Current.
- Max. Run length refers to single side feed in serial connection.
- The given color temperature is the temperature of finished products.
- The given data are typical values. Due to tolerances of the production process and the electrical components,testing parameters can vary up to 10%.
- The Constant Current version supports PWM dimming, but the PWM frequency must be kept below 2kHz.

Cable Lead

End Cap & Cable Lead Option

Silicone End Cap (Ip67)

Front Cable Entry

Closed End cap

Accessory

Accessories

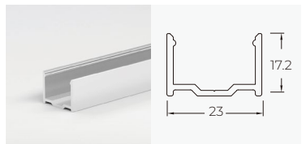

Aluminium Profile
Length: 1m/2m/3m

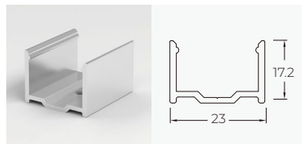

Aluminium Mounting clips
Length: 2cm

Cable



2PIN cable
3PIN cable
4PIN cable
5PIN cable

Connector



2PIN connector (Single color)
3PIN connector (Tunable White)
4PIN connector (RGB color)
5PIN connector (RGB+White color)

SIDE BEND 3032



Wide 30mm flat luminous surface, ideal for indoor and outdoor architectural lighting.
Made from Dow SILASTIC™ silicone with high light transmission and integrated extrusion molding process, featuring IP67 protection.
Proven to resist hydrochloric acid, acid and alkali corrosion, flame retardance, and UV yellowing through 9 rigorous tests.
Dust-resistant matte finish ensures a clean look with uniform, natural light.
5 years warranty, lifespan ≥ 50,000 hours, 1 Bin.

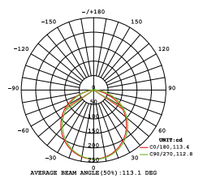

Light Distribution Curve
(24V, 15W, 4000K)

Dimensions

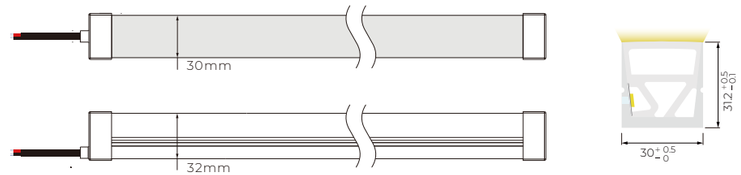

Basic Parameters

Model No.	NS-S3032
Voltage	DC24V
Power(w/m)	15w
Storage Temperature	-25°C~60°C
Ambient Temperature	Tamin=-25°C, Tamax (Table below)

Output	Std Output
Power(w/m)	15W
Max. Ambient tempt.(Tamax)	45°C

Single color

Single Color

Voltage	DC24 V
Circuit Design	CV/CC
Power(w/m)	15w
Max. Run Length	12m
Cutting Length	50mm

Parameters

CRI	CCT	lm/m	w/m	lm/w
>90	2700K±150	645	15	43
	3000K±150	660	15	44
	4000K $^{+400}_{-200}$	743	15	49.5
--	6500K $^{+200}_{-600}$	666	15	44.4
	Red	284	15	18.9
	Green	632	15	42.1
	Blue	149	15	9.9
	Yellow	195	15	13
	Orange	273	15	18.2
	Pink	581	15	38.7

Free Cut

Voltage	DC24 V
Circuit Design	CV
Power(w/m)	15w
Max. Run Length	5m
Cutting Length	8.33mm

Parameters

CRI	CCT	lm/m	w/m	lm/w
>90	2700K±150	485	10	48.5
	3000K±150	512	10	51.2
	4000K±300	535	10	53.5
	5000K±400	510	10	51.0
	6500K±400	500	10	50.0

Tunable

CCT Tunable

Voltage	DC24 V
Circuit Design	CV
Power(w/m)	15w
Max. Run Length	5m
Cutting Length	62.5mm

Parameters

CRI	CCT	lm/m	w/m	lm/w
>90	2700K±150	314	7.5	41.9
	6500K±500	341	7.5	45.4
	2700K+6500K	650	15	43.3

RGB

RGB

Voltage	DC24 V
Circuit Design	CV
Power(w/m)	15w
Max. Run Length	5m
Cutting Length	83.3mm

Parameters

CRI	CCT	lm/m	w/m	lm/w
--	R	75	5	14.9
	G	275	5	54.9
	B	48	5	9.6
	RGB	375	15	25

RGBW

RGBW

Voltage	DC24 V
Circuit Design	CV
Power(w/m)	15w
Max. Run Length	5m
Cutting Length	83.3mm

Parameters

CRI	CCT	lm/m	w/m	lm/w
--	R	64	3.8	16.9
	G	225	3.8	59.1
	B	43	3.8	11.4
>90	3000K±150	199	3.8	52.4
	RGBW	518	15	34.5

Note:

- CV: Constant Voltage CC: Constant Current.
- Max. Run length refers to single side feed in serial connection.
- The given color temperature is the temperature of finished products.
- The given data are typical values. Due to tolerances of the production process and the electrical components,testing parameters can vary up to 10%.
- The Constant Current version supports PWM dimming, but the PWM frequency must be kept below 2kHz.

Cable Lead

End Cap & Cable Lead Option

Silicone End Cap (IP67)



Front Cable Entry



Closed End cap

Accessory

Accessories

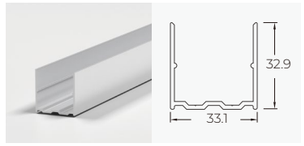

Aluminium Profile
Length: 1m/2m/3m

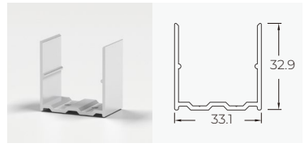

Aluminium Mounting clips
Length: 2cm

3D BEND NEON

The 3D series can be bent both horizontally and vertically, enabling the creation of various shapes and designs freely in space.

3D BEND 3D1010



10mm wide luminous surface with top and side bending, ideal for versatile indoor, outdoor, and architectural lighting, meeting various installation needs.
Tri-color silicone extrusion with a clear window for easy cutting.
Dust-resistant matte finish ensures a clean look with uniform, natural light.
5 years warranty, lifespan ≥ 50,000 hours, 1 Bin.

Dimensions



Basic Parameters

Model No.	NS-3D1010
Voltage	DC24V
Power(w/m)	5w/10w
Storage Temperature	-25°C~60°C
Ambient Temperature	Tamin=-25°C, Tamax=-50°C

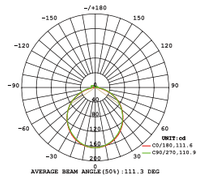

Light Distribution Curve
(24V, 10W, 4000K)

Single color

Single Color

Voltage	DC24 V
Circuit Design	CV
Power(w/m)	5w/10w
Max. Run Length	5m
Cutting Length	35.7mm

Parameters

CRI	CCT	lm/m	w/m	lm/w
>90	2700K±150	464	10	46.4
	3000K±150	486	10	48.6
	3500K±200	491	10	49.1
	4000K $^{+400}_{-200}$	506	10	50.6
	5000K $^{+500}_{-300}$	506	10	50.6
	6500K $^{+200}_{-600}$	493	10	49.3
--	Red	168	10	16.8
	Green	445	10	44.5
	Blue	95	10	9.5
	Yellow	110	10	11.0
	Orange	147	10	14.7
	Pink	371	10	37.1

Note:
- CV: Constant Voltage CC: Constant Current.
- Max. Run length refers to single side feed in serial connection.
- The given color temperature is the temperature of finished products.
- The given data are typical values. Due to tolerances of the production process and the electrical components,testing parameters can vary up to 10%.
- The Constant Current version supports PWM dimming, but the PWM frequency must be kept below 2kHz.

Cable Lead

End Cap & Cable Lead Option

Silicone End Cap (IP67)


Front Cable Entry


Side Cable Entry


Bottom Cable Entry


Closed End cap

Integral End Cap (IP67)


Front Cable Entry


Side Cable Entry


Bottom Cable Entry


Closed End cap

Accessory

Accessories

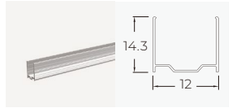

PC Profile
Length:1m/2m/3m

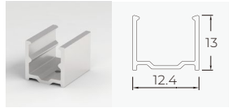

Aluminium Mounting clips
Length: 2cm



Aluminium Profile
Length: 1m/2m/3m

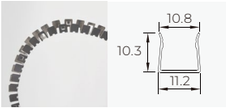

Curved Stainless
Steel mounting profile
Length: 0.5m

3D BEND 3D1615



16mm wide luminous surface with top and side bending, ideal for versatile indoor, outdoor, and architectural lighting, meeting various installation needs.
Tri-color silicone extrusion with a clear window for easy cutting.
Dust-resistant matte finish ensures a clean look with uniform, natural light.
5 years warranty, lifespan ≥ 50,000 hours, 1 Bin.

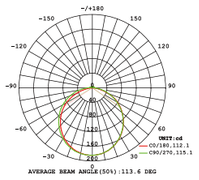

Light Distribution Curve
(24V, 10W, 4000K)

Dimensions

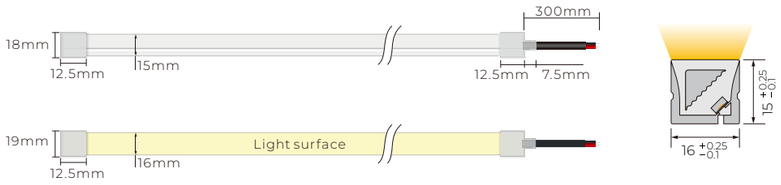

Basic Parameters

Model No.	NS-3D1615
Voltage	DC24V
Power(w/m)	5w/10w
Storage Temperature	-25°C~60°C
Ambient Temperature	Tamin=-25°C, Tamax=-55°C

Output	Low Output	Std Output
Power(w/m)	5w	10w
Max. Ambient tempt.(Tamax)	55°C	45°C

Single color

Single Color

Voltage	DC24 V
Circuit Design	CV/CC
Power(w/m)	5w/10w
Max. Run Length(CC)	5m
Cutting Length	50mm

Parameters

CRI	CCT	lm/m	w/m	lm/w
>90	2100K±150	600	10	60
	2400K±150	630	10	63
	2700K±150	670	10	67
	3000K±150	700	10	70
	3500K±200	730	10	73
	4000K +400 −200	730	10	73
	5000K +500 −200	750	10	75
	6500K +200 −600	730	10	73
--	Red	310	10	31
	Green	530	10	53
	Blue	140	10	14
	Yellow	260	10	26
	Pink	480	10	48

Note:
- CV: Constant Voltage CC: Constant Current.
- Max. Run length refers to single side feed in serial connection.
- The given color temperature is the temperature of finished products.
- The given data are typical values. Due to tolerances of the production process and the electrical components,testing parameters can vary up to 10%.
- The Constant Current version supports PWM dimming, but the PWM frequency must be kept below 2kHz.

Cable Lead

End Cap & Cable Lead Option

Silicone End Cap (IP67)



Front Cable Entry



Side Cable Entry



Bottom Cable Entry



Closed End cap

Integral End Cap (IP67)



Front Cable Entry



Closed End cap

Accessory

Accessories

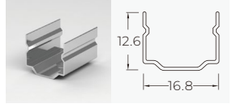

Stainless Steel Mounting clips
Length:2cm

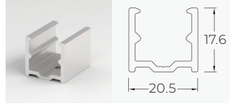

Aluminium Mounting clips
Length: 2cm

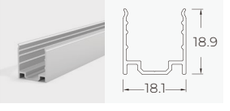

Aluminium Profile
Length: 1m/2m/3m

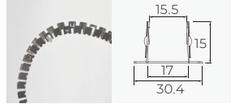

Curved Stainless
Steel mounting profile
Length: 0.5m

3D BEND 3D1617



16mm wide luminous surface with top and side bending, ideal for versatile indoor, outdoor, and architectural lighting, meeting various installation needs.
Unique design without a transparent cutting window to prevent light leakage, featuring a precise laser-cut mark on the silicone tube.
Dust-resistant matte finish ensures a clean look with uniform, natural light.
5 years warranty, lifespan ≥ 50,000 hours, 1 Bin.

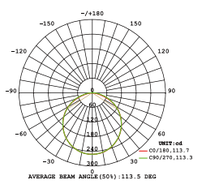

Light Distribution Curve
(24V, 10W, 4000K)

Dimensions

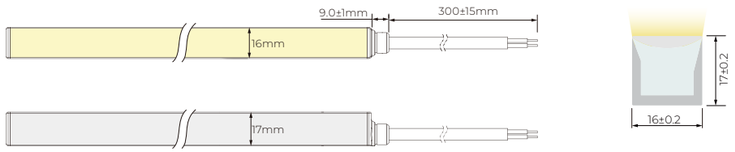

Basic Parameters

Model No.	NS-3D1617
Voltage	DC24V
Power(w/m)	10w
Storage Temperature	-25°C~60°C
Ambient Temperature	Tamin=-25°C, Tamax=-55°C

Output	Std Output
Power(w/m)	10w
Max. Ambient tempt.(Tamax)	45°C

Single color

Single Color

Voltage	DC24 V
Circuit Design	CV
Power(w/m)	10w
Max. Run Length	5m
Cutting Length	50mm

Parameters

CRI	CCT	lm/m	w/m	lm/w
>90	2700K±150	737.6	10	73.8
	3000K±150	713.2	10	71.3
	3500K±200	740.6	10	74.1
	4000K±300	812.2	10	81.2
	5000K±400	800.1	10	80.0
	6500K±400	739.0	10	73.9
--	Red	335.7	10	33.6
	Green	933.1	10	93.3
	Blue	145.0	10	14.5
	Yellow	251.4	10	25.1
	Pink	668.3	10	66.8
	Orange	391.1	10	39.1

Tunable

CCT Tunable

Voltage	DC24 V
Circuit Design	CV
Power(w/m)	10w
Max. Run Length	5m
Cutting Length	71.43mm

Parameters

CRI	CCT	lm/m	w/m	lm/w
>90	2700K	368.3	5	73.7
	6000K	375.0	5	75.0
	2700K+6000K	740.2	10	74.0

RGB

RGB

Voltage	DC24 V
Circuit Design	CV
Power(w/m)	10w
Max. Run Length	5m
Cutting Length	62.5mm

Parameters

CRI	CCT	lm/m	w/m	lm/w
--	R	71.9	3.3	21.8
	G	208.4	3.3	63.1
	B	40.6	3.3	12.3
	RGB	3231	10	32.3

RGBW

RGBW

Voltage	DC24 V
Circuit Design	CV
Power(w/m)	15w
Max. Run Length	5m
Cutting Length	62.5mm

Parameters

CRI	CCT	lm/m	w/m	lm/w
--	R	69.3	3.75	18.4
	G	214.2	3.75	57.1
	B	41.8	3.75	777
>90	4000K±300	1771	3.75	47.2
	RGBW	497.7	15	33.1

SPI
Digital

SPI RGB

Voltage	DC24 V
Circuit Design	CV
Power(w/m)	12.5w
Max. Run Length	5m
Cutting Length	100mm

Parameters

CRI	CCT	lm/m	w/m	lm/w
--	R	67.7	4.8	14.1
	G	190.1	4.8	39.61
	B	29.5	4.8	6.15
	RGB	399.9	12.5	22.59

Note:

- CV: Constant Voltage CC: Constant Current.
- Max. Run length refers to single side feed in serial connection.
- The given color temperature is the temperature of finished products.
- The given data are typical values. Due to tolerances of the production process and the electrical components,testing parameters can vary up to 10%.
- The Constant Current version supports PWM dimming, but the PWM frequency must be kept below 2kHz.

Cable Lead

End Cap & Cable Lead Option

Silicone End Cap (IP67)



Front Cable Entry



Closed End cap

Accessory

Accessories

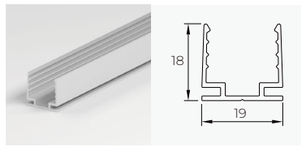

Aluminium Profile
Length: 1m/2m/3m

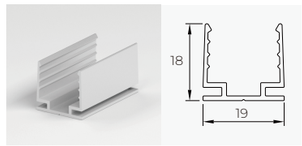

Aluminium Mounting clips
Length: 2cm

ROUND 360° NEON

360° uniform lighting without shadows, featuring a dust-resistant surface with a matte finish, stylish appearance, and elegant design.

ROUND 360° R13



13mm diameter, 360° uniform lighting.
Silicone co-extrusion with a dust-resistant matte finish for a clean, uniform appearance.
IP65 rated, suitable for indoor decorative or artistic lighting.
5 years warranty, lifespan ≥ 50,000 hours, 1 Bin.

Dimensions

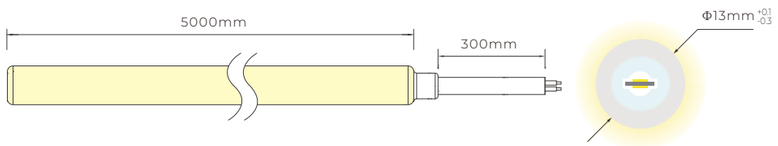

Basic Parameters

Model No.	NS-R13
Voltage	DC24V
Power(w/m)	3w/10w
Storage Temperature	-25°C~60°C
Ambient Temperature	Tamin=-25°C, Tamax (Table below)

Output	Low Output	High Output
Power(w/m)	3w	10w
Max. Ambient tempt.(Tamax)	55°C	45°C

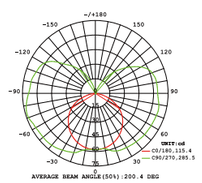

Light Distribution Curve
(24V, 8.6W, 4000K)

Single color

Single Color

Voltage	DC24 V
Circuit Design	CV
Power(w/m)	3w/10w
Max. Run Length	5m
Cutting Length	25mm

Parameters

CRI	CCT	lm/m	w/m	lm/w
>90	1800K±100	385	8.6	44.7
	2400K±150	461	8.6	53.6
	2700K±150	514	8.6	59.8
	3000K±150	518	8.6	60.2
	3500K±200	506	8.6	58.8
	4000K±300	531	8.6	61.7
	5200K±400	500	8.6	58.1
	6500K±400	489	8.6	56.9
--	Red	55	8.6	6.4
	Green	599	8.6	69.6
	Blue	115	8.6	13.3
	Yellow	93	8.6	10.8
	Orange	101	8.6	11.7

Note:
- CV: Constant Voltage CC: Constant Current.
- Max. Run length refers to single side feed in serial connection.
- The given color temperature is the temperature of finished products.
- The given data are typical values. Due to tolerances of the production process and the electrical components,testing parameters can vary up to 10%.
- The Constant Current version supports PWM dimming, but the PWM frequency must be kept below 2kHz.

Cable Lead

End Cap & Cable Lead Option

Front Cable Entry



Front Cable Entry



Closed End Cap

Accessory

Accessories



PC clips
20x10.5x13.7mm(L x W x H)
Accessories:Screw M3x15mm



PC Profile
1000(±5)x10.5x13.7mm(L x W x H)
Accessories:Screw M3x15mm

ROUND 360° R25



25mm diameter, 360° uniform lighting.
Silicone co-extrusion with a dust-resistant matte finish for a clean, uniform appearance.
IP65 rated, suitable for indoor decorative or artistic lighting.
Supports various installation methods for creative lighting designs.
5 years warranty, lifespan ≥ 50,000 hours, 1 Bin.

Dimensions



Basic Parameters

Model No.	NS-R25
Voltage	DC24V
Power(w/m)	5w/10w/16w
Storage Temperature	-25°C~60°C
Ambient Temperature	Tamin=-25°C, Tamax (Table below)

Output	Low Output	Std Output	High Output
Power(w/m)	5w	10w	16w
Max. Ambient tempt.(Tamax)	55°C	45°C	35°C

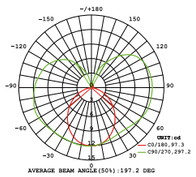

Light Distribution Curve
(24V, 10W, 4000K)

Single color

Single Color

Voltage	DC24 V
Circuit Design	CV
Power(w/m)	5w/10w
Max. Run Length	5m
Cutting Length	50mm

Parameters

CRI	CCT	lm/m	w/m	lm/w
>90	2400K±150	525	10	56
	2700K±150	517	10	55
	3000K±150	529	10	27
	3500K±200	600	10	61
	4000K±300	556	10	59
	5000K±300	604	10	62
	6000K±300	586	10	60
--	R: 620-630nm	246	10	25
	G: 520-530nm	502	10	50
	B: 465-475nm	114	10	11
	Y: 585-595nm	209	10	21
	Pink	409	10	41

Free Cut

Voltage	DC24 V
Circuit Design	CV
Power(w/m)	5w/10w
Max. Run Length	5m
Cutting Length	8.33mm

Parameters

CRI	CCT	lm/m	w/m	lm/w
>90	2700K±150	517	10	51.7
	3000K±150	529	10	52.9
	4000K±300	556	10	55.6
	6500K±400	586	10	58.6

Tunable

CCT Tunable

Voltage	DC24 V
Circuit Design	CV
Power(w/m)	5w/10w
Max. Run Length	5m
Cutting Length	50mm

Parameters

CRI	CCT	lm/m	w/m	lm/w
>90	2700K	258	5	50
	5000K	262	5	50
	3500K	517	10	50

RGB

RGB

Voltage	DC24 V
Circuit Design	CV
Power(w/m)	5w/10w
Max. Run Length	5m
Cutting Length	50mm

Parameters

CRI	CCT	lm/m	w/m	lm/w
--	R: 620-630nm	56	3.3	16
	G: 520-530nm	162	3.3	47
	B: 465-475nm	26	3.3	7
	RGB	248	10	24

RGBW

RGBW

Voltage	DC24 V
Circuit Design	CV
Power(w/m)	16w
Max. Run Length	5m
Cutting Length	50mm

Parameters

CRI	CCT	lm/m	w/m	lm/w
--	R: 620-630nm	58	2.5	15
	G: 520-530nm	194	2.5	49
	B: 465-475nm	32	2.5	8
>90	RGB	281	2.5	23
	3000K	224	10	56

Note:

- CV: Constant Voltage CC: Constant Current.
- Max. Run length refers to single side feed in serial connection.
- The given color temperature is the temperature of finished products.
- The given data are typical values. Due to tolerances of the production process and the electrical components,testing parameters can vary up to 10%.
- The Constant Current version supports PWM dimming, but the PWM frequency must be kept below 2kHz.

Cable Lead

End Cap & Cable Lead Option

Silicone End Cap (IP67)

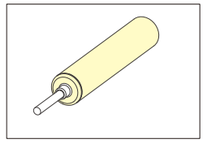

Front Cable Entry

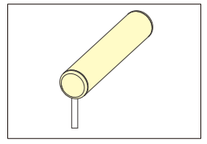

Side Cable Entry

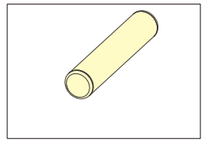

Closed End cap

Accessory

Accessories



PC Clips Set
Transparent PC mounting clips,Tapping screws, Expandable rubber plugs



PC Profile Set
Transparent PC mounting profile, Tapping screws, Expandable rubber plugs



Hanging PC Clips Set
Type: "—" Shape installation
Transparent PC mounting clips, Kit of hanging rope, Screws



Hanging PC Profile Set
Type: "—" Shape installation
Transparent PC mounting profile, Kit of hanging rope, Screws



Mounting Metal Base Set
Type: "I" Shape installation
Kit of metal base, Tapping screws, Expandable rubber plugs



Mounting Metal Base Set
Type: "U" Shape installation
Kit of metal base, Tapping screws, Expandable rubber plugs



Hanging Metal Base Set
Type: "I" Shape installation
Kit of "I" type hanging mounting with rope, Tapping screws, Expandable rubber plugs



Metal Connector for Side Cable Entry
Metal connector with side outlet, Tapping screws



Metal Connector for Front Cable Entry
Metal connector,Tapping screws



Mounting PC clips Set
Type: "Ω" Shape installation
Transparent PC clips, Transparent PC pedestals with one hole, Tapping screws, Expandable rubber plugs



Hanging PC clips Set
Type: "—" Shape installation
"Ω" type transparent PC clips, Transparent PC pedestals with one hole, Kit of hanging rope, Machine screws



Mounting Concealed PC clips Set
Transparent PC pedestals with two holes, Transparent PC pedestals with five holes,Tapping screws, Expandable rubber plugs



Hanging Concealed PC clips Set
Type: "—" Shape installation
Transparent PC pedestals with five holes, Tapping screws, Kit of hanging rope, Machine screws



Adjustable Hanging PC Clips Set
Type: "—" Shape installation
Transparent PC mounting clips, Machine screws, Kit of telescopic rod



Adjustable Hanging PC profile Set
Type: "—" Shape installation
Transparent PC mounting profile, Machine screws,Kit of telescopic rod



Adjustable Hanging PC clips
Type: "—" Shape installation
"Ω" type transparent PC clips, Transparent PC pedestals with one hole, Kit of telescopic rod



Adjustable Hanging with Concealed PC clips
Type: "—" Shape installation
Transparent PC pedestals with five holes, Tapping screws, Kit of telescopic rod, Machine screws



PC Connector for Side Cable Entry
Screws, Transparent side outlet connector



Hanging PC Connector for Side Cable Entry
Screws,Kit of hanging rope, Expandable rubber plugs, Tapping screws, Transparent side outlet connector



PC Connector for Front Cable Entry
Screws,Transparent connector



Hanging PC Connector Set
Screws, Kit of hanging rope, Expandable rubber plugs, Tapping screws, Transparent connector



Hanging PC Tube Set
Tube Length: 1m
Type: "—" Shape installation
Screws,Kit of hanging rope, Expandable rubber plugs, Tapping screws, Transparent circular tube;



Hanging PC Tube Set
Tube Length: 1m
Type: "—" Shape installation
Screws, Kit of hanging rope, Expandable rubber plugs, Tapping screws, Transparent circular tube



The Head



The End



The Head



The End

ROUND 360° R40



40mm diameter, 360° uniform lighting.
Silicone co-extrusion with a dust-resistant matte finish for a clean, uniform appearance.
IP65 rated, suitable for indoor decorative or artistic lighting.
Supports various installation methods for creative lighting designs.
5 years warranty, lifespan ≥ 50,000 hours, 1 Bin.

Dimensions

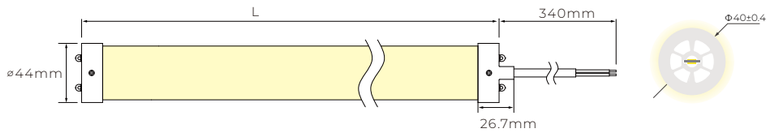

Basic Parameters

Model No.	NS-R40
Voltage	DC24V
Power(w/m)	15w
Storage Temperature	-25°C~60°C
Ambient Temperature	Tamin=-25°C, Tamax (Table below)

Output	High Output
Power(w/m)	15w
Max. Ambient tempt.(Tamax)	45°C

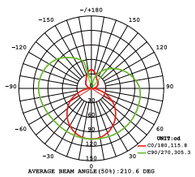

Light Distribution Curve
(24V, 15W, 4000K)

Single color

Single Color

Voltage	DC24 V
Circuit Design	CV
Power(w/m)	15w
Max. Run Length	5m
Cutting Length	25mm

Parameters

CRI	CCT	lm/m	w/m	lm/w
>90	2700±150	1005	15	67
	3000±150	915	15	61
	3500±200	945	15	63
	4000±300	1005	15	67
	5000±400	1065	15	71
	6500±400	990	15	66
--	R: 620-630nm	390	15	26
	G: 520-530nm	1035	15	69
	B: 465-475nm	210	15	14
	Y: 585-595nm	300	15	20
	Pink	900	15	60

Tunable

CCT Tunable

Voltage	DC24 V
Circuit Design	CV
Power(w/m)	15w
Max. Run Length	5m
Cutting Length	50mm

Parameters

CRI	CCT	lm/m	w/m	lm/w
>90	2700±150	593	7.5	79
	6500±400	578	7.5	77
	4000±300	1155	15	77

RGB

RGB

Voltage	DC24 V
Circuit Design	CV
Power(w/m)	15w
Max. Run Length	5m
Cutting Length	50mm

Parameters

CRI	CCT	lm/m	w/m	lm/w
--	R: 620-630nm	105	5	21
	G: 520-530nm	430	5	86
	B: 465-475nm	75	5	15
	RGB	615	15	41

RGBW

RGBW

Voltage	DC24 V
Circuit Design	CV
Power(w/m)	15w
Max. Run Length	5m
Cutting Length	50mm

Parameters

CRI	CCT	lm/m	w/m	lm/w
--	R: 620-630nm	84	3.8	22
	G: 520-530nm	342	3.8	90
	B: 465-475nm	65	3.8	17
>80	W:2700±150	296	3.8	78
	W:3000±150	281	3.8	74
	W:4000±300	304	3.8	80
	W:6500±400	293	3.8	77
	RGBW	795	15	53

Note:

- CV: Constant Voltage CC: Constant Current.
- Max. Run length refers to single side feed in serial connection.
- The given color temperature is the temperature of finished products.
- The given data are typical values. Due to tolerances of the production process and the electrical components,testing parameters can vary up to 10%.
- The Constant Current version supports PWM dimming, but the PWM frequency must be kept below 2kHz.

Cable Lead

End Cap & Cable Lead Option

Silicone end cap (IP65)



Front Cable Entry



Closed End Cap

Accessory

Accessories

PC Clip



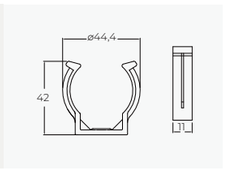

Dimension: 42x44.4x11mm
Accessories: Screw M4x25mm
Expansion Plug for screw: 6X30mm

IP68 UNDERWATER NEON

The IP68 Neon Flex series offers excellent UV resistance, chemical stability, and abrasion resistance. It’s designed to withstand harsh environments, including chlorine exposure, making it ideal for swimming pools and UL676 certified.

IP68 T1617 SILICONE



IP68 protection with advanced sealing, durable at 5m underwater.
Made from a chlorine-resistant silicone formula, resists up to 5ppm, ideal for swimming pools.
Dust-resistant matte finish with a sleek look.
UL676 certified, 3 years warranty, lifespan ≥ 30,000 hours, 1 Bin.

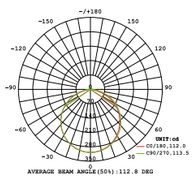

Light Distribution Curve
(24V, 10W, 4000K)

Dimensions

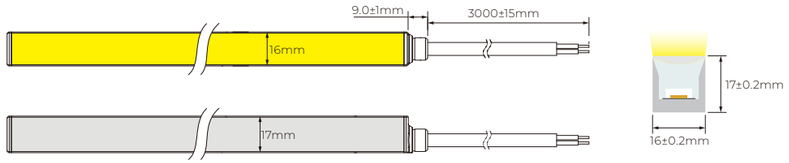

Basic Parameters

Model No.	NW-T1617 Silicone
Working Voltage	DC24V
Rated Power(w/m)	10w
Storage Temperature	-25°C~60°C
Ambient Temperature	Tamin=-25°C, Tamax (Table below)

Output	Low Output
Power(w/m)	10w
Max. Ambient tempt.(Tamax)	45°C

Single color

Single Color

Voltage	DC24 V
Circuit Design	CV/CC
Power(w/m)	10w
Max. Run Length(CC)	10m
Cutting Length	50mm

Parameters

CRI	CCT	lm/m	w/m	lm/w
>90	2700K	776	10	77.6
	3000K	797	10	79.7
	3500K	827	10	82.7
	4000K	825	10	82.5
	5000K	818	10	81.8
	6500K	831	10	83.1
--	Red	307	10	30.7
	Green	780	10	78.0
	Blue	164	10	16.4
	Yellow	243	10	24.3
	Orange	285	10	28.5
	Pink	640	10	64.0

RGBW

RGBW

Voltage	DC24 V
Circuit Design	CV
Power(w/m)	10w
Max. Run Length	5m
Cutting Length	62.5mm

Parameters

CRI	CCT	lm/m	w/m	lm/w
--	R	50	2.5	20.0
	G	130	2.5	52.0
	B	35	2.5	14.0
>80	2700±150	145	2.5	58.0
	RGBW	350	10	35.0
--	R	50	2.5	20.0
	G	130	2.5	52.0
	B	35	2.5	14.0
>80	3000±150	150	2.5	60.0
	RGBW	370	10	37.0
--	R	50	2.5	20.0
	G	130	2.5	52.0
	B	35	2.5	14.0
>80	4000±300	160	2.5	64.0
	RGBW	400	10	40.0
--	R	50	2.5	20.0
	G	130	2.5	52.0
	B	35	2.5	14.0
>80	6500±400	160	2.5	64.0
	RGBW	400	10	40.0

DMX 512 Digital

DMX512 RGBW

Voltage	DC24 V
IC Model	UCS512CL
Power(w/m)	15w
Pixel(PCS)	8PCS
Cutting Length	125mm

Parameters

CRI	CCT	lm/m	w/m	lm/w
--	R	45	5	9.0
	G	135	5	27.0
	B	30	5	6.0
	W: 4000K	150	5	30.0
	RGB	375	15	25.0

Note:

- CV: Constant Voltage CC: Constant Current.
- Max. Run length refers to single side feed in serial connection.
- The given color temperature is the temperature of finished products.
- The given data are typical values. Due to tolerances of the production process and the electrical components,testing parameters can vary up to 10%.
- The Constant Current version supports PWM dimming, but the PWM frequency must be kept below 2kHz.

Cable Lead

End Cap & Cable Lead Option

Cable Lead Option Integral end cap(IP68)

Front Cable Entry

Closed End cap

Accessory

Accessories

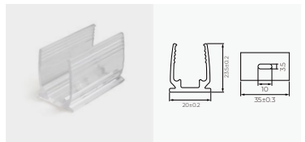

PC Profile
Length: 35X20X23.5mm
Accessories:
Screw M3X16mm (SUS304)

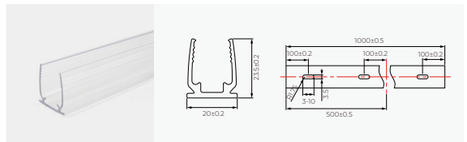

PC Profile
Length: 1000X20X23.5mm
Accessories:
Screw M3X16mm (SUS304)

IP68 S1617 SILICONE



IP68 and IK08 protection with opal polyurethane encapsulation, durable at 3m underwater.
UV-resistant and chemically stable against urban gases, with abrasion protection, ideal for swimming pools.
Constant current IC for long runs up to 15m without voltage drop.
Injection-molded end caps fit the light body and install easily on aluminum, with various wire exits for seamless, gap-free lighting.
3 years warranty, lifespan ≥ 30,000 hours, 1 Bin.

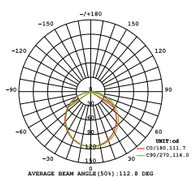

Light Distribution Curve
(24V, 10W, 4000K)

Dimensions

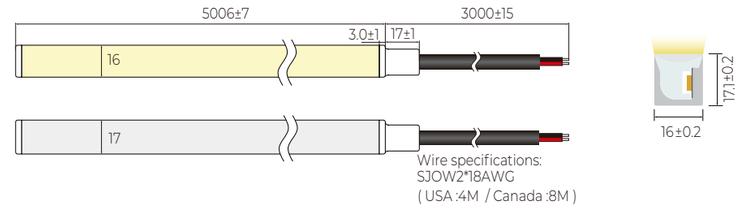

Basic Parameters

Model No.	NW-S1617Silicone
Voltage	DC24V
Power(w/m)	5w/10W/15w
Storage Temperature	-25°C~60°C
Ambient Temperature	Tamin=-25°C, Tamax (Table below)t

Output	Std Output
Power(w/m)	10w
Max. Ambient tempt.(Tamax)	45°C

Single color

Single Color

Voltage	DC24 V
Circuit Design	CV
Power(w/m)	5w/10w/15w
Max. Run Length	12m/8m/6m
Cutting Length	50mm

Parameters

CRI	CCT	lm/m	w/m	lm/w
>90	1800±150	430	10	43.0
	2100±150	480	10	48.0
	2400±150	520	10	52.0
	2700±150	557	10	55.7
	3000±150	572	10	57.2
	3500±200	573	10	57.3
	4000 +400 -200	623	10	62.3
	5000 +500 -300	591	10	59.1
	6500±500	578	10	57.8
--	Red	258	10	25.8
	Green	660	10	66.0
	Blue	138	10	13.8
	Yellow	199	10	19.9
	Orange	237	10	23.7
	Pink	540	10	54.0

Tunable

CCT Tunable

Voltage	DC24 V
Circuit Design	CV
Power(w/m)	10w
Max. Run Length	5m
Cutting Length	62.5mm

Parameters

CRI	CCT	lm/m	w/m	lm/w
>90	2700K	386	7.5	51.5
	6000K	419	7.5	55.9
	2700K+6000K	800	15	53.3

RGB

RGB

Voltage	DC24 V
Circuit Design	CV
Power(w/m)	10w
Max. Run Length	5m
Cutting Length	62.5mm

Parameters

CRI	CCT	lm/m	w/m	lm/w
--	R	60	3.3	18.1
	G	168	3.3	51.0
	B	36	3.3	10.9
	RGB	270	10	27.0

RGBW

RGBW

Voltage	DC24 V
Circuit Design	CV
Power(w/m)	15w
Max. Run Length	5m
Cutting Length	62.5mm

Parameters

CRI	CCT	lm/m	w/m	lm/w
--	R	61	3.75	16.3
	G	154	3.75	41.0
	B	47	3.75	12.5
>80	2700±150	189	3.75	50.5
	RGBW	445	15	30.5

DMX 512 Digital

DMX512 RGBW

Voltage	DC24 V
IC Model	UCS512CL
Power(w/m)	15w
Pixel(PCS)	8PCS
Cutting Length	125mm

Parameters

CRI	CCT	lm/m	w/m	lm/w
--	R	39	5	7.7
	G	103	5	20.6
	B	30	5	6.0
	4000±300K	127	5	25.3
	RGBW	288	15	19.2

Note:

- CV: Constant Voltage CC: Constant Current.
- Max. Run length refers to single side feed in serial connection.
- The given color temperature is the temperature of finished products.
- The given data are typical values. Due to tolerances of the production process and the electrical components,testing parameters can vary up to 10%.
- The Constant Current version supports PWM dimming, but the PWM frequency must be kept below 2kHz.

Accessory

Accessories

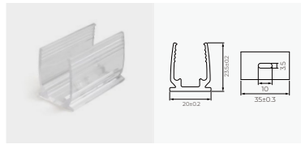

PC Profile
Length: 35X20X23.5mm
Accessories:
Screw M3X16mm (SUS304)

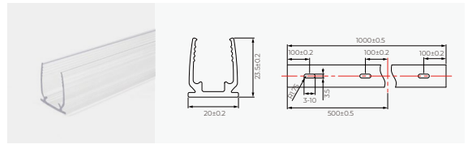

PC Profile
Length: 1000X20X23.5mm
Accessories:
Screw M3X16mm (SUS304)

IP68 T1615 PU



IP68 and IK08 protection with opal polyurethane encapsulation, durable at 3m underwater.
UV-resistant and chemically stable against urban gases, with abrasion protection, ideal for swimming pools.
Constant current IC for long runs up to 26m without voltage drop.
Injection-molded end caps fit the light body and install easily on aluminum, with various wire exits for seamless, gap-free lighting.
3 years warranty, lifespan ≥ 30,000 hours, 1 Bin.

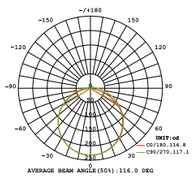

Light Distribution Curve
(24V, 10W, 4000K)

Dimensions

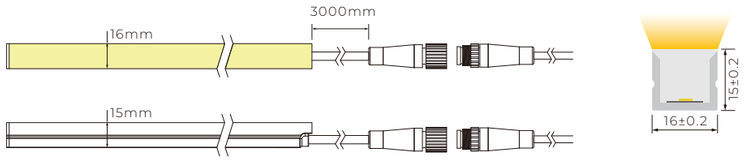

Basic Parameters

Model No.	NW-T1615 PU
Voltage	DC24V
Power(w/m)	5w/10w/15w
Storage Temperature	-25°C~60°C
Ambient Temperature	Tamin=-25°C, Tamax (Table below)

Output	Low Output	Std Output	High Output
Power(w/m)	5w	10w	15w
Max. Ambient tempt.(Tamax)	50°C	45°C	35°C

Single color

Single Color

Voltage	DC24 V
Circuit Design	CV/CC
Power(w/m)	5W/10W/15w
Max. Run Length(CC)	26m/18m/14m
Cutting Length	41.67mm

Parameters

CRI	CCT	lm/m	w/m	lm/w
>90	2700K±150	305.8	5	61.2
	3000K±200	315.5	5	63.1
	3500K±350	352.6	5	70.5
	4000K±400	343.4	5	68.7
	5000K±400	335.5	5	67.1
	6500K±600	307.8	5	61.6
	2700K±150	616.4	10	61.6
	3000K±200	654.4	10	65.4
	3500K±350	722.8	10	72.3
	4000K±400	697.5	10	69.8
	5000K±400	684.4	10	68.4
	6500K±600	637.0	10	63.7
	2700K±150	870.5	15	58.0
	3000K±200	935.7	15	62.4
	3500K±350	1036.4	15	69.1
	4000K±400	1007.9	15	67.2
	5000K±400	963.9	15	64.3
	6500K±600	895.7	15	59.7

Tunable

CCT Tunable

Voltage	DC24 V
Circuit Design	CV
Power(w/m)	15w
Max. Run Length	5m
Cutting Length	50mm

Parameters

CRI	CCT	lm/m	w/m	lm/w
>90	2700K	392.0	7.5	52.3
	6000K	421.8	7.5	56.2
	2700K+6000K	795.0	15	53.0

RGB

RGB

Voltage	DC24 V
Circuit Design	CV
Power(w/m)	15w
Max. Run Length	5m
Cutting Length	71.43mm

Parameters

CRI	CCT	lm/m	w/m	lm/w
--	R	56.1	5	103.2
	G	181.5	5	242.2
	B	34.65	5	50.3
	RGB	270	15	379.5

RGBW

RGBW

Voltage	DC24 V
Circuit Design	CV/CC
Power(w/m)	15w
Max. Run Length(CC)	5m
Cutting Length	71.43mm

Parameters

CRI	CCT	lm/m	w/m	lm/w
--	R	83.9	3.75	22.4
	G	189.3	3.75	50.5
	B	40.7	3.75	10.9
>80	W (3000K±200)	227.0	3.75	60.5
	RGBW	525.9	15	35.1

Note:

- CV: Constant Voltage CC: Constant Current.
- Max. Run length refers to single side feed in serial connection.
- The given color temperature is the temperature of finished products.
- The given data are typical values. Due to tolerances of the production process and the electrical components,testing parameters can vary up to 10%.
- The Constant Current version supports PWM dimming, but the PWM frequency must be kept below 2kHz.

Cable Lead

End Cap & Cable Lead Option

Integral End Cap (IP68)

Front Cable Entry

Side Cable Entry

Bottom Cable Entry

Closed End cap

Accessory

Accessories

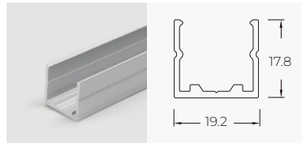

Aluminium Profile
Length: 1m/2m/3m

⚠ Aluminum profiles cannot be used in swimming pools.

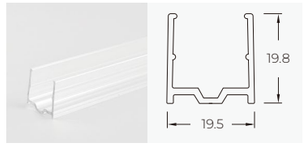

PC Profile
Length: 1m/2m/3m

⚠ PC profile cannot be lifted (inverted) for use

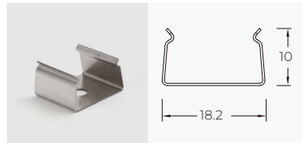

Stainless Steel Mounting clips
Length: 2cm

IP68 S1220 PU



IP68 and IK08 protection with opal polyurethane encapsulation, durable at 3m underwater.
UV-resistant and chemically stable against urban gases, with abrasion protection, ideal for swimming pools.
Constant current IC for long runs up to 26m without voltage drop.
Injection-molded end caps fit the light body and install easily on aluminum, with various wire exits for seamless, gap-free lighting.
3 years warranty, lifespan ≥ 30,000 hours, 1 Bin.

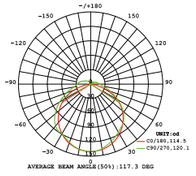

Light Distribution Curve
(24V, 10W, 4000K)

Dimensions

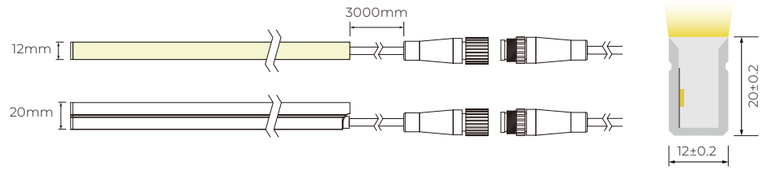

Basic Parameters

Model No.	NW-S1220 PU
Working Voltage	DC24V
Rated Power(w/m)	10w
Storage Temperature	-25°C~60°C
Ambient Temperature	Tamin=-25°C, Tamax (Table below)

Output	Low Output
Power(w/m)	10w
Max. Ambient tempt.(Tamax)	45°C

Single color

Single Color

Voltage	DC24 V
Circuit Design	CV/CC
Power(w/m)	5W/10W/15w
Max. Run Length(CC)	23m/16m/12m
Cutting Length	41.67mm

Parameters

CRI	CCT	lm/m	w/m	lm/w
>90	2500K±150	206.3	5	41.3
	2700K±150	214.8	5	43.0
	3000K±200	227.9	5	45.6
	3500K±200	236.1	5	47.2
	4000K±300	231.1	5	46.2
	4500K±400	226.3	5	45.3
	5700K±500	207.9	5	41.6
	2500K±150	400.8	10	40.1
	2700K±150	429.5	10	43.0
	3000K±200	438.6	10	43.9
	3500K±200	471.3	10	47.1
	4000K±300	462.4	10	46.2
	4500K±400	456.2	10	45.6
	5700K±500	419.5	10	42.0
	2500K±150	601.2	15	40.1
	2700K±150	653.9	15	43.6
	3000K±200	682.1	15	45.5
	3500K±200	696.8	15	46.5
	4000K±300	690.9	15	46.1
	4500K±400	698.3	15	46.6
	5700K±500	638.6	15	42.6

Tunable

CCT Tunable

Voltage	DC24 V
Circuit Design	CV
Power(w/m)	15w
Max. Run Length	5m
Cutting Length	50mm

Parameters

CRI	CCT	lm/m	w/m	lm/w
>90	2700K	272.2	7.5	36.3
	6000K	289.7	7.5	38.6
	2700K+6000K	547.7	15	36.5

RGB

RGB

Voltage	DC24 V
Circuit Design	CV
Power(w/m)	15w
Max. Run Length	5m
Cutting Length	71.43mm

Parameters

CRI	CCT	lm/m	w/m	lm/w
--	R	74.8	5	15.0
	G	164.4	5	32.9
	B	33.2	5	6.6
	RGB	258.3	15	17.2

RGBW

RGBW

Voltage	DC24 V
Circuit Design	CV
Power(w/m)	15w
Max. Run Length	5m
Cutting Length	71.43mm

Parameters

CRI	CCT	lm/m	w/m	lm/w
--	R	62.2	3.75	16.6
	G	134.6	3.75	35.9
	B	29.7	3.75	7.9
>80	W (3000K±200)	157.3	3.75	42.0
	RGBW	366.3	15	24.4

Note:

- CV: Constant Voltage CC: Constant Current.
- Max. Run length refers to single side feed in serial connection.
- The given color temperature is the temperature of finished products.
- The given data are typical values. Due to tolerances of the production process and the electrical components,testing parameters can vary up to 10%.
- The Constant Current version supports PWM dimming, but the PWM frequency must be kept below 2kHz.

Cable Lead

End Cap & Cable Lead Option

Integral end cap (IP68)



Front Cable Entry



Side Cable Entry



Bottom Cable Entry

Integral closed end cap



Closed End cap

Accessory

Accessories

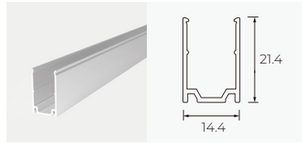

Aluminium Profile
Length: 1m/2m/3m



Curved Stainless
Steel mounting profile
Length: 0.5m

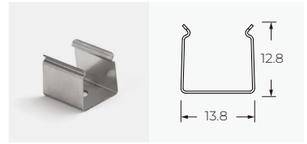

Stainless Steel Mounting clips
Length: 2cm

⚠ Aluminum profiles cannot be used in swimming pools.

IP68 S0612 PU



IP68 neon offers premium UV resistance,
Horizontal bending in W6mm X H12mm small size with uniform light and dimmable function.
Long Run Length > 10m,
Production Length is up to 30m.
Support freely configurable in length by small cutting increments.

Dimensions



Basic Parameters

Model No.	NW-S0612 PU
Voltage	DC24V
Power(w/m)	8w
Storage Temperature	-25°C~60°C
Ambient Temperature	Tamin=-25°C, Tamax (Table below)

Output	Std Output
Power(w/m)	8w
Max. Ambient tempt.(Tamax)	45°C

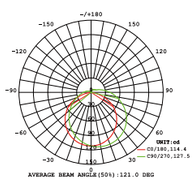

Light Distribution Curve
(24V, 10W, 4000K)

Single color

Single Color

Voltage	DC24 V
Circuit Design	CV
Power(w/m)	8w
Max. Run Length	5m
Cutting Length	50mm

Parameters

CRI	CCT	lm/m	w/m	lm/w
>90	2500K±150	364.4	8	45.6
	2700K±150	383.8	8	48.0
	3000K±200	398.4	8	49.8
	3500K±250	424.2	8	53.0
	4000K±300	416.2	8	52.0
	4500K±400	402.8	8	50.4
	5700K±500	387.8	8	48.5

Tunable

CCT Tunable

Voltage	DC24 V
Circuit Design	CV
Power(w/m)	8w
Max. Run Length	5m
Cutting Length	50mm

Parameters

CRI	CCT	lm/m	w/m	lm/w
>90	2700K	132.1	4	33.0
	6000K	142.9	4	35.7
	2700K+6000K	271.3	8	33.9

RGB

RGB

Voltage	DC24 V
Circuit Design	CV
Power(w/m)	8w
Max. Run Length	5m
Cutting Length	50mm

Parameters

CRI	CCT	lm/m	w/m	lm/w
--	R	35.4	2.7	13.1
	G	110.9	2.7	41.1
	B	20.0	2.7	7.4
	RGB	157.6	8	19.7

Note:
- CV: Constant Voltage CC: Constant Current.
- Max. Run length refers to single side feed in serial connection.
- The given color temperature is the temperature of finished products.
- The given data are typical values. Due to tolerances of the production process and the electrical components,testing parameters can vary up to 10%.
- The Constant Current version supports PWM dimming, but the PWM frequency must be kept below 2kHz.

Cable Lead

End Cap & Cable Lead Option

Integral End Cap (IP68)



Front Cable Entry



Closed End cap

Accessory

Accessories

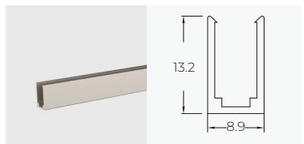

Aluminium Profile
Length: 1m/2m/3m

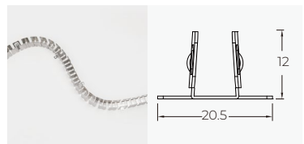

Curved Stainless
Steel mounting profile
Length: 0.5m

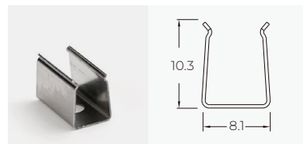

Stainless Steel Mounting clips
Length: 2cm

⚠ Aluminum profiles cannot be used in swimming pools.

PIXEL NEON

The Pixel Neon Flex series can be controlled via SPI or DMX512 and is compatible with Madrix. It supports complex color-changing effects, gradients, chases, pulsing patterns, and animations, all easily programmable.

PIXEL T1010



SPI-controlled digital LED neon with WS2811 IC, easy to set up and cost-effective, ideal for small indoor projects.
Supports color-changing effects, gradients, chases, pulsating patterns, and animations.
Compatible with popular platforms like Madrix, Resolume, and Chromateq, easily programmed and synchronized for stunning visual displays.
3-year warranty, lifespan ≥ 30,000 hours, 1 BIN.

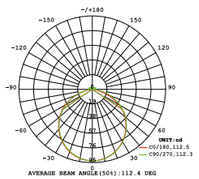

Light Distribution Curve

Dimensions

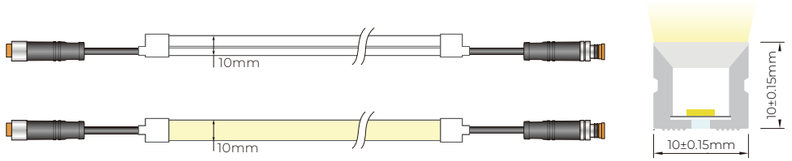

Basic Parameters

Model No.	NP-T1010
Voltage	DC24V
Power(w/m)	12W
Storage Temperature	-25°C~60°C
Ambient Temperature	Tamin=-25℃, Tamax (Tamax45℃)

SPI Digital

SPI RGB

Voltage	DC24 V
Circuit Design	CV
IC Model	WS2811
Pixels/m	10
Power(w/m)	12w
Max. Run Length	5m
Cutting Length	100mm

Parameters

CRI	CCT	lm/m	w/m	lm/w
--	R	67.2	4.8	14.0
	G	193.4	4.8	40.3
	B	31.2	4.8	6.5
	RGB	276	12	23.0

Note:
- CV: Constant Voltage CC: Constant Current.
- Max. Run length refers to single side feed in serial connection.
- The given color temperature is the temperature of finished products.
- The given data are typical values. Due to tolerances of the production process and the electrical components,testing parameters can vary up to 10%.
- The Constant Current version supports PWM dimming, but the PWM frequency must be kept below 2kHz.

Cable Type	Schematic Diagram	Specification	Core	Electrical Properties
PVC Cable		OD : 4.0mm		SPI: Red V+, Green DI/DO, Black V-

Cable Lead

End Cap & Cable Lead Option

Silicone End Cap (IP67)

Front Cable Entry

Side Cable Entry

Bottom Cable Entry

Closed End cap

Accessory

Accessories

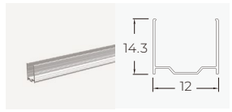

PC Profile
Length:1m/2m/3m



Aluminium Profile
Length: 1m/2m/3m

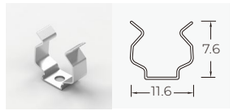

Stainless Steel Mounting clips
Length: 0.8cm

PIXEL T1212



SPI-controlled digital LED neon with WS2811 IC, easy to set up and cost-effective, ideal for small indoor projects.
Supports color-changing effects, gradients, chases, pulsating patterns, and animations.
Compatible with popular platforms like Madrix, Resolume, and Chromateq, easily programmed and synchronized for stunning visual displays.
3-year warranty, lifespan ≥ 30,000 hours, 1 BIN.

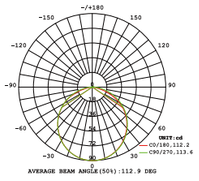

Light Distribution Curve

Dimensions

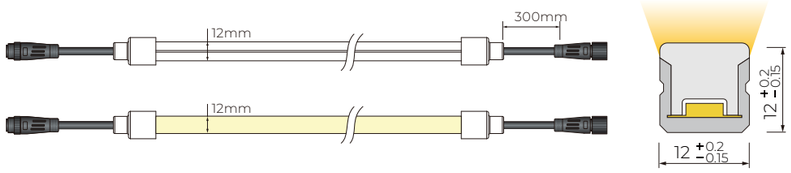

Basic Parameters

Model No.	NP-T1212
Voltage	DC24V
Power(w/m)	12W
Storage Temperature	-25°C~60°C
Ambient Temperature	Tamin=-25℃, Tamax (Tamax45℃)

SPI Digital

SPI RGB

Voltage	DC24 V
Circuit Design	CV
IC Model	WS2811
Pixels/m	10
Power(w/m)	12w
Max. Run Length	5m
Cutting Length	100mm

Parameters

CRI	CCT	lm/m	w/m	lm/w
--	R	60	4.8	12.41
	G	169	4.8	35.21
	B	26.5	4.8	5.52
	RGB	240	12	20

Note:
· CV: Constant Voltage CC: Constant Current.
· Max. Run length refers to single side feed in serial connection.
· The given color temperature is the temperature of finished products.
· The given data are typical values. Due to tolerances of the production process and the electrical components,testing parameters can vary up to 10%.
· The Constant Current version supports PWM dimming, but the PWM frequency must be kept below 2kHz.

Cable Type	Schematic Diagram	Specification	Core	Electrical Properties
PVC Cable		OD : 5.0mm		SPI: Red V+, Green DI/DO, Black V-

Cable Lead

End Cap & Cable Lead Option

Integral end cap (IP67)



Front Cable Entry



Side Cable Entry



Bottom Cable Entry



Closed End cap

Silicone end cap (IP67)



Front Cable Entry



Side Cable Entry



Bottom Cable Entry



Closed End cap

Accessory

Accessories

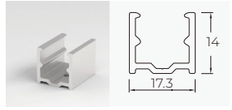

Aluminium Mounting clips
Length: 2cm

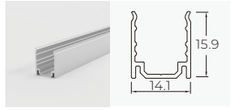

Aluminium Profile
Length: 1m/2m/3m



Stainless Steel Mounting clips
Length: 2cm

PIXEL T1615



DMX512-controlled digital LED neon with stable signal and long transmission range, ideal for large outdoor projects.
Supports color-changing effects, gradients, chases, pulsating patterns, and animations.
Compatible with popular platforms like Madrix, Resolume, and Chromateq, easily programmed and synchronized for stunning visual displays.
3-year warranty, lifespan ≥ 30,000 hours, 1 BIN.

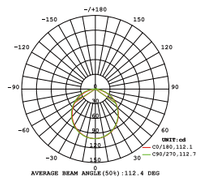

Light Distribution Curve

Dimensions

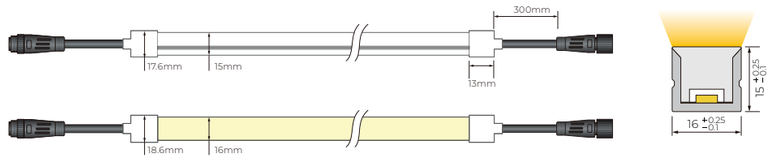

Basic Parameters

Model No.	NP-T1615
Voltage	DC24V
Power(w/m)	12w/15w
Storage Temperature	-25°C~60°C
Ambient Temperature	Tamin=-25℃, Tamax (Table below)

Output	Low Output	Std Output
Power(w/m)	12w	15w
Max. Ambient tempt.(Tamax)	55°C	45°C

SPI RGB

Voltage	DC24 V
Circuit Design	CV
IC Model	UCS8603
Pixels/m	8
Power(w/m)	12w
Max. Run Length	5m
Cutting Length	125mm

Parameters

CRI	CCT	lm/m	w/m	lm/w
--	R	48	4.8	9.6
	G	148	4.8	36.8
	B	32	4.8	6.5
	RGB	262	12	21.8

SPI RGBW

Voltage	DC24 V
Circuit Design	CV
IC Model	UCS2904
Pixels/m	8
Power(w/m)	14.5W
Max. Run Length	5m
Cutting Length	125mm

Parameters

CRI	CCT	lm/m	w/m	lm/w
--	R	42	4.8	8.8
	G	117	4.8	24.4
	B	36	4.8	7.5
>90	W(4000K)	126	4.8	33.8
	RGBW	342	14.5	23.6

DMX512 RGB

Voltage	DC24 V
Circuit Design	CV
IC Model	UCS512C2L
Pixels/m	8
Power(w/m)	12w
Max. Run Length	5m
Cutting Length	125mm

Parameters

CRI	CCT	lm/m	w/m	lm/w
--	R	51	4.8	10.6
	G	191	4.8	39.8
	B	32	4.8	6.7
	RGB	266	12	22.2

DMX512 RGBW

Voltage	DC24 V
Circuit Design	CV
IC Model	UCS512C2L
Pixels/m	8
Power(w/m)	15W
Max. Run Length	5m
Cutting Length	125mm

Parameters

CRI	CCT	lm/m	w/m	lm/w
--	R	44	4.8	9.2
	G	119	4.8	24.8
	B	34	4.8	7.1
>90	W(4000K)	153	4.8	31.9
	RGBW	329	15	21.9

Note:
- CV: Constant Voltage CC: Constant Current.
- Max. Run length refers to single side feed in serial connection.
- The given color temperature is the temperature of finished products.
- The given data are typical values. Due to tolerances of the production process and the electrical components,testing parameters can vary up to 10%.
- The Constant Current version supports PWM dimming, but the PWM frequency must be kept below 2kHz.

Cable Type	Schematic Diagram	Specification	Core	Electrical Properties
PVC Cable	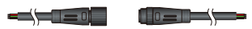	OD: 5.0mm	● ● ●	SPI (Single data cable): Red V+, Green DI/DO, Black V-
	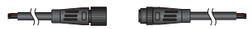	OD: 5.5mm	● ● ● ●	SPI (Dual data cable) : Red V+, Green BI/BO, Blue DI/DO, Black V-
		OD: 5.5mm	● ● ● ○ ●	DMX512 : Red V+, Green PI/PO, Blue AI/AO, White BI/BO, Black V-
Silicone Cable		OD: 5.0mm	● ● ●	SPI : Red V+, Green DI/DO, Black V-
		OD: 6.0mm	● ● ● ●	Breakpoint Transmission : RedV+, Green BI/BO, Blue DI/DO, Black V-
	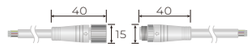	OD: 6.0mm	● ● ● ○ ●	DMX512 : RedV+, Green PI/PO, Blue AI/AO, White BI/BO, Black V-

Cable Lead

End Cap & Cable Lead Option

Integral end cap (IP67)



Front Cable Entry



Side Cable Entry



Bottom Cable Entry



Closed End cap

Silicone end cap (IP67)



Front Cable Entry



Side Cable Entry



Bottom Cable Entry



Closed End cap

Accessory

Accessories

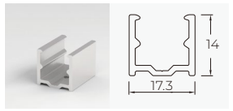

Aluminium Mounting clips
Length: 2cm

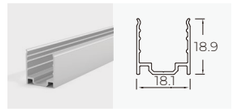

Aluminium Profile
Length: 1m/2m/3m



Stainless Steel Mounting clips
Length: 2cm

PIXEL R16



SPI-controlled digital LED neon with WS2811 IC, 16mm diameter near-round design, offering almost 360-degree illumination. Easy to set up and cost-effective, ideal for small indoor projects. Supports color-changing effects, gradients, chases, pulsating patterns, and animations. Compatible with popular platforms like Madrix, Resolume, and Chromateq, easily programmed and synchronized for stunning visual displays. 3-year warranty, lifespan ≥ 30,000 hours, 1 BIN.

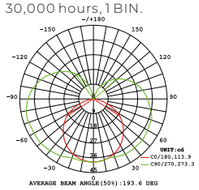

Light Distribution Curve

Dimensions

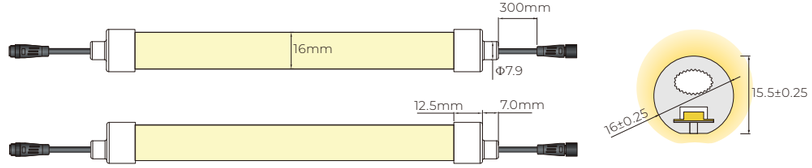

Basic Parameters

Model No.	NP-R16
Voltage	DC24V
Power(w/m)	12w
Storage Temperature	-25°C~60°C
Ambient Temperature	Tamin=-25°C, Tamax (Tamax45°C)

SPI
Digital

SPI RGB

Voltage	DC24 V
Circuit Design	CV
IC Model	WS2811
Pixels/m	10
Power(w/m)	12w
Max. Run Length	5m
Cutting Length	100mm

Parameters

CRI	CCT	lm/m	w/m	lm/w
--	R	73.68	4.8	15.35
	G	215.47	4.8	44.89
	B	34.56	4.8	7.2
	RGB	305.4	12	25.45

Note:
- CV: Constant Voltage CC: Constant Current.
- Max. Run length refers to single side feed in serial connection.
- The given color temperature is the temperature of finished products.
- The given data are typical values. Due to tolerances of the production process and the electrical components,testing parameters can vary up to 10%.
- The Constant Current version supports PWM dimming, but the PWM frequency must be kept below 2kHz.

Cable Type	Schematic Diagram	Specification	Core	Electrical Properties
PVC Cable		OD : 5.0mm		SPI: Red V+, Green DI/DO, Black V-

Cable Lead

End Cap & Cable Lead Option

Silicone end cap (IP67)



Front Cable Entry



Closed End cap

Accessory

Accessories

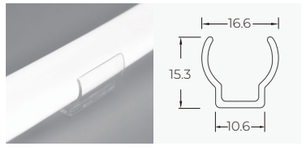

PC Profile
20x16.6x15.3mm(L x W x H)
Accessories:Screw M3x15mm

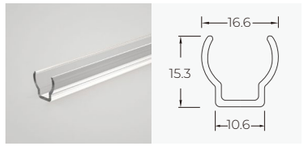

PC Profile
1000(±5)x16.6x15.3mm(L x W x H)
Accessories:Screw M3x15mm

PIXEL S0612



SPI-controlled digital LED neon with WS2811 IC, easy to set up and cost-effective, ideal for small indoor projects.
Supports color-changing effects, gradients, chases, pulsating patterns, and animations.
Compatible with popular platforms like Madrix, Resolume, and Chromateq, easily programmed and synchronized for stunning visual displays.
3-year warranty, lifespan ≥ 30,000 hours, 1 BIN.

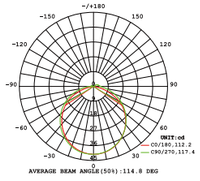

Light Distribution Curve

Dimensions

Basic Parameters

Model No.	NP-S0612
Voltage	DC24V
Power(w/m)	12W
Storage Temperature	-25°C~60°C
Ambient Temperature	Tamin=-25°C, Tamax (Tamax45°C)

SPI
Digital

SPI RGB

Voltage	DC24 V
Circuit Design	CV
IC Model	WS2811
Pixels/m	10
Power(w/m)	12w
Max. Run Length	5m
Cutting Length	100mm

Parameters

CRI	CCT	lm/m	w/m	lm/w
--	R	29.09	4.8	6.06
	G	84.19	4.8	17.54
	B	13.54	4.8	2.82
	RGB	119.52	12	9.96

Note:
- CV: Constant Voltage CC: Constant Current.
- Max. Run length refers to single side feed in serial connection.
- The given color temperature is the temperature of finished products.
- The given data are typical values. Due to tolerances of the production process and the electrical components,testing parameters can vary up to 10%.
- The Constant Current version supports PWM dimming, but the PWM frequency must be kept below 2kHz.

Cable Type	Schematic Diagram	Specification	Core	Electrical Properties
PVC Cable		OD : 4.0mm		SPI: Red V+, Green DI/DO, Black V-

Cable Lead

End Cap & Cable Lead Option

Silicone End Cap (IP67)

Front Cable Entry

Side Cable Entry

Bottom Cable Entry

Closed End cap

Integral End Cap (IP44)

Front Cable Entry

Closed End cap

Accessory

Accessories

Aluminium Profile
Length: 1m/2m/3m

Aluminium Mounting clips
Length: 2cm

Stainless Steel Mounting clips
Length: 2cm

Curved Stainless Steel mounting profile

PIXEL S0817



SPI-controlled digital LED neon with WS2811 IC and an arched, wide-angle design, easy to set up and cost-effective, ideal for small indoor projects.
Supports color-changing effects, gradients, chases, pulsating patterns, and animations.
Compatible with popular platforms like Madrix, Resolume, and Chromateq, easily programmed and synchronized for stunning visual displays.
3-year warranty, lifespan ≥ 30,000 hours, 1 BIN.

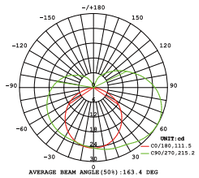

Light Distribution Curve

Dimensions

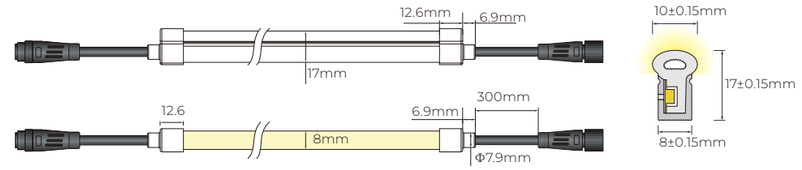

Basic Parameters

Model No.	NP-S0817
Voltage	DC24V
Power(w/m)	12W
Storage Temperature	-25°C~60°C
Ambient Temperature	Tamin=-25°C, Tamax (Tamax45°C)

SPI
Digital

SPI RGB

Voltage	DC24 V
Circuit Design	CV
IC Model	WS2811
Pixels/m	10
Power(w/m)	12w
Max. Run Length	5m
Cutting Length	100mm

Parameters

CRI	CCT	lm/m	w/m	lm/w
--	R	38.78	4.8	8.08
	G	111.21	4.8	23.17
	B	17.80	4.8	3.71
	RGB	157.92	12	13.16

Note:
- CV: Constant Voltage CC: Constant Current.
- Max. Run length refers to single side feed in serial connection.
- The given color temperature is the temperature of finished products.
- The given data are typical values. Due to tolerances of the production process and the electrical components,testing parameters can vary up to 10%.
- The Constant Current version supports PWM dimming, but the PWM frequency must be kept below 2kHz.

Cable Type	Schematic Diagram	Specification	Core	Electrical Properties
PVC Cable		OD : 5.0mm		SPI: Red V+, Green DI/DO, Black V-

Cable Lead

End Cap & Cable Lead Option

Silicone end cap (IP67)



Front Cable Entry



Side Cable Entry



Closed End Cap

Accessory

Accessories

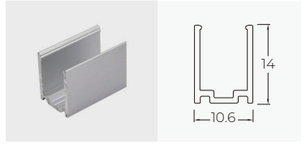

Aluminium Mounting clips
Length: 2cm

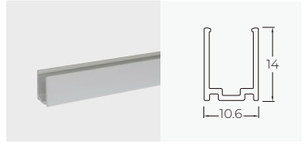

Aluminium Profile
Length: 1m/2m/3m

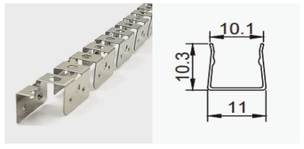

Curved Stainless
Steel mounting profile

PIXEL S1212



SPI-controlled digital LED neon with WS2811 IC, easy to set up and cost-effective, ideal for small indoor projects.
Supports color-changing effects, gradients, chases, pulsating patterns, and animations.
Compatible with popular platforms like Madrix, Resolume, and Chromateq, easily programmed and synchronized for stunning visual displays.
3-year warranty, lifespan ≥ 30,000 hours, 1 BIN.

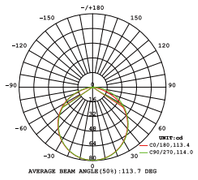

Light Distribution Curve

Dimensions

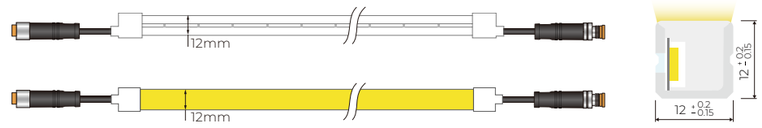

Basic Parameters

Model No.	NP-S1212
Voltage	DC24V
Power(w/m)	12W
Storage Temperature	-25°C~60°C
Ambient Temperature	Tamin=-25°C, Tamax (Tamax45°C)

SPI
Digital

SPI RGB

Voltage	DC24 V
Circuit Design	CV
IC Model	WS2811
Pixels/m	10
Power(w/m)	12w
Max. Run Length	5m
Cutting Length	100mm

Parameters

CRI	CCT	lm/m	w/m	lm/w
--	R	56.93	4.8	11.86
	G	159.26	4.8	33.18
	B	24.82	4.8	5.17
	RGB	225.72	12	18.81

Note:
- CV: Constant Voltage CC: Constant Current.
- Max. Run length refers to single side feed in serial connection.
- The given color temperature is the temperature of finished products.
- The given data are typical values. Due to tolerances of the production process and the electrical components,testing parameters can vary up to 10%.
- The Constant Current version supports PWM dimming, but the PWM frequency must be kept below 2kHz.

Cable Type	Schematic Diagram	Specification	Core	Electrical Properties
PVC Cable		OD : 5.0mm		SPI: Red V+, Green DI/DO, Black V-

Cable Lead

End Cap & Cable Lead Option

Silicone end cap (IP67)



Front Cable Entry



Side Cable Entry

Integral End Cap (IP44)



Closed End Cap



Closed End cap

Accessory

Accessories

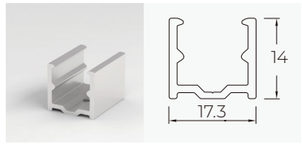

Aluminium Mounting clips
Length: 2cm

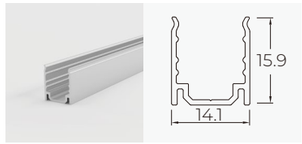

Aluminium Profile
Length: 1m/2m/3m



Stainless Steel Mounting clips
Length: 2cm

PIXEL S1220



DMX512-controlled digital LED neon with stable signal and long transmission range, ideal for large outdoor projects.
Supports color-changing effects, gradients, chases, pulsating patterns, and animations.
Compatible with popular platforms like Madrix, Resolume, and Chromateq, easily programmed and synchronized for stunning visual displays.
3-year warranty, lifespan ≥ 30,000 hours, 1 BIN.

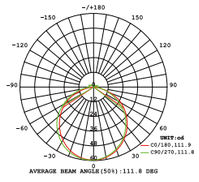

Light Distribution Curve

Dimensions

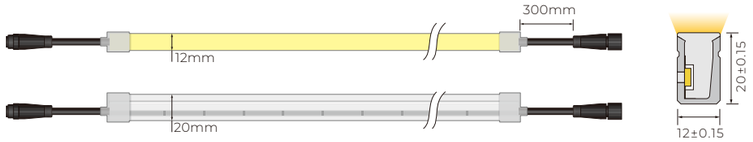

Basic Parameters

Model No.	NP-S1220
Voltage	DC24V
Power(w/m)	12w/15w
Storage Temperature	-25°C~60°C
Ambient Temperature	Tamin=-25°C, Tamax (Table below)

Output	Low Output	Std Output
Power(w/m)	12w	15w
Max. Ambient tempt.(Tamax)	55°C	45°C

SPI Digital

SPI RGB

Voltage	DC24 V
Circuit Design	CV
IC Model	UCS8603
Pixels/m	8
Power(w/m)	12w
Max. Run Length	5m
Cutting Length	125mm

Parameters

CRI	CCT	lm/m	w/m	lm/w
--	R	28	5	5.6
	G	110	5	22.1
	B	20	5	4.0
	RGB	159	12	13.2

SPI Digital

SPI RGBW

Voltage	DC24 V
Circuit Design	CV
IC Model	UCS2904
Pixels/m	8
Power(w/m)	14.5W
Max. Run Length	5m
Cutting Length	125mm

Parameters

CRI	CCT	lm/m	w/m	lm/w
--	R	29	4.8	6.0
	G	78	4.8	16.3
	B	23	4.8	4.8
>90	W(4000K)	96	4.8	20.0
	RGBW	218	14.5	15.0

DMX 512 Digital

DMX512 RGB

Voltage	DC24 V
Circuit Design	CV
IC Model	UCS512C2L
Pixels/m	8
Power(w/m)	12w
Max. Run Length	5m
Cutting Length	125mm

Parameters

CRI	CCT	lm/m	w/m	lm/w
--	R	30	4.8	6.3
	G	115	4.8	24.0
	B	20	4.8	4.2
	RGB	161	12	13.4

DMX 512 Digital

DMX512 RGBW

Voltage	DC24 V
Circuit Design	CV
IC Model	UCS512C2L
Pixels/m	8
Power(w/m)	15W
Max. Run Length	5m
Cutting Length	125mm

Parameters

CRI	CCT	lm/m	w/m	lm/w
--	R	28	4.8	5.8
	G	80	4.8	16.7
	B	16	4.8	3.3
>90	W(4000K)	96	4.8	20.0
	RGBW	211	15	14.1

Note:
- CV: Constant Voltage CC: Constant Current.
- Max. Run length refers to single side feed in serial connection.
- The given color temperature is the temperature of finished products.
- The given data are typical values. Due to tolerances of the production process and the electrical components,testing parameters can vary up to 10%.
- The Constant Current version supports PWM dimming, but the PWM frequency must be kept below 2kHz.

Cable Type	Schematic Diagram	Specification	Core	Electrical Properties
PVC Cable		OD: 5.0mm		SPI (Single data cable): Red V+, Green DI/DO, Black V-
		OD: 5.5mm		SPI (Dual data cable) : Red V+, Green BI/BO, Blue DI/DO, Black V-
		OD: 5.5mm		DMX512 : Red V+, Green PI/PO, Blue AI/AO, White BI/BO, Black V-
Silicone Cable		OD: 5.0mm		SPI : Red V+, Green DI/DO, Black V-
		OD: 6.0mm		Breakpoint Transmission : RedV+, Green BI/BO, Blue DI/DO, Black V-
	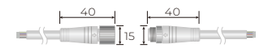	OD: 6.0mm		DMX512 : RedV+, Green PI/PO, Blue AI/AO, White BI/BO, Black V-

Cable Lead

End Cap & Cable Lead Option

Integral end cap (IP67)


Front Cable Entry


Side Cable Entry


Bottom Cable Entry


Closed End cap

Silicone end cap (IP67)


Front Cable Entry


Side Cable Entry


Bottom Cable Entry


Closed End cap

Accessory

Accessories



Aluminium Mounting clips
Length: 2cm

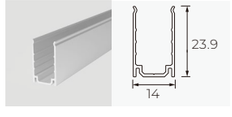

Aluminium Profile
Length: 1m/2m/3m

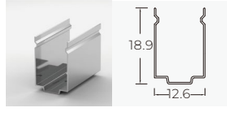

Stainless Steel Mounting clips
Length: 2cm

PIXEL S1225



DMX512-controlled digital LED neon with an arched, wide-angle design, offering stable signal and long transmission range—perfect for large outdoor projects.
Supports color-changing effects, gradients, chases, pulsating patterns, and animations.
Compatible with popular platforms like Madrix, Resolume, and Chromateq, easily programmed and synchronized for stunning visual displays.
3-year warranty, lifespan ≥ 30,000 hours, 1 BIN.

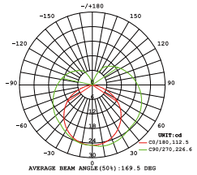

Light Distribution Curve

Dimensions

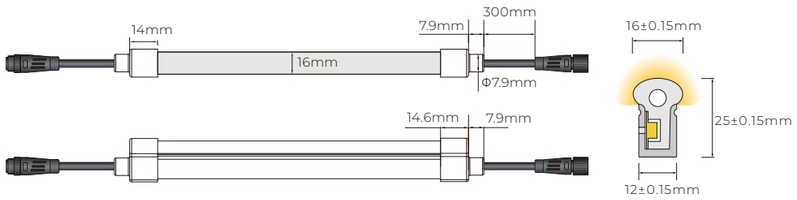

Basic Parameters

Model No.	NP-S1225
Voltage	DC24V
Power(w/m)	12w/15w
Storage Temperature	-25°C~60°C
Ambient Temperature	Tamin=-25°C, Tamax (Table below)

Output	Low Output	Std Output
Power(w/m)	12w	15w
Max. Ambient tempt.(Tamax)	55°C	45°C

SPI RGB

Voltage	DC24 V
Circuit Design	CV
IC Model	UCS8603
Pixels/m	8
Power(w/m)	12w
Max. Run Length	5m
Cutting Length	125mm

Parameters

CRI	CCT	lm/m	w/m	lm/w
--	R	24	5	5.0
	G	102	5	20.4
	B	19	5	3.8
	RGB	145	12	12.1

SPI RGBW

Voltage	DC24 V
Circuit Design	CV
IC Model	UCS2904
Pixels/m	8
Power(w/m)	14.5W
Max. Run Length	5m
Cutting Length	125mm

Parameters

CRI	CCT	lm/m	w/m	lm/w
--	R	24	4.8	5.0
	G	72	4.8	15.0
	B	22	4.8	4.6
>90	W(4000K)	87	4.8	18.1
	RGBW	200	14.5	13.8

DMX512 RGB

Voltage	DC24 V
Circuit Design	CV
IC Model	UCS512C2L
Pixels/m	8
Power(w/m)	12w
Max. Run Length	5m
Cutting Length	125mm

Parameters

CRI	CCT	lm/m	w/m	lm/w
--	R	27	4.8	5.6
	G	107	4.8	22.3
	B	19	4.8	4.0
	RGB	148	12	12.3

DMX512 RGBW

Voltage	DC24 V
Circuit Design	CV
IC Model	UCS512C2L
Pixels/m	8
Power(w/m)	15W
Max. Run Length	5m
Cutting Length	125mm

Parameters

CRI	CCT	lm/m	w/m	lm/w
--	R	26	4.8	5.4
	G	74	4.8	15.4
	B	23	4.8	4.8
>90	W(4000K)	90	4.8	18.8
	RGBW	208	15	13.9

Note:
- CV: Constant Voltage CC: Constant Current.
- Max. Run length refers to single side feed in serial connection.
- The given color temperature is the temperature of finished products.
- The given data are typical values. Due to tolerances of the production process and the electrical components,testing parameters can vary up to 10%.
- The Constant Current version supports PWM dimming, but the PWM frequency must be kept below 2kHz.

Cable Type	Schematic Diagram	Specification	Core	Electrical Properties
PVC Cable	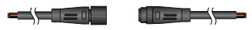	OD: 5.0mm	🔴🟢⚫	SPI (Single data cable): Red V+, Green DI/DO, Black V-
		OD: 5.5mm	🔴🟢🔵⚫	SPI (Dual data cable) : Red V+, Green BI/BO, Blue DI/DO, Black V-
		OD: 5.5mm	🔴🟢🔵⚪⚫	DMX512 : Red V+, Green PI/PO, Blue AI/AO, White BI/BO, Black V-
Silicone Cable		OD: 5.0mm	🔴🟢⚫	SPI : Red V+, Green DI/DO, Black V-
		OD: 6.0mm	🔴🟢🔵⚫	Breakpoint Transmission : RedV+, Green BI/BO, Blue DI/DO, Black V-
	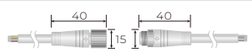	OD: 6.0mm	🔴🟢🔵⚪⚫	DMX512 : RedV+, Green PI/PO, Blue AI/AO, White BI/BO, Black V-

Cable Lead

End Cap & Cable Lead Option

Silicone end cap (IP67)



Front Cable Entry



Closed End Cap

Integral End Cap (IP67)



Front Cable Entry



Closed End cap

Accessory

Accessories

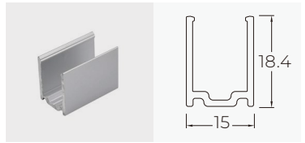

Aluminium Mounting clips
Length: 2cm

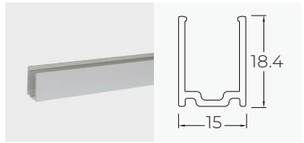

Aluminium Profile
Length: 1m/2m/3m

PIXEL R25



SPI-controlled digital LED neon with WS2811 IC, 25mm diameter, 360° uniform lighting, easy to set up and cost-effective, ideal for small indoor projects.
Supports color-changing effects, gradients, chases, pulsating patterns, and animations.
Compatible with popular platforms like Madrix, Resolume, and Chromateq, easily programmed and synchronized for stunning visual displays.
3-year warranty, lifespan ≥ 30,000 hours, 1 BIN.

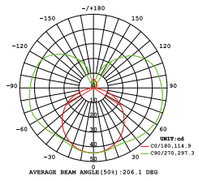

Light Distribution Curve

Dimensions

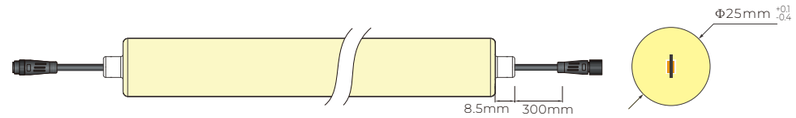

Basic Parameters

Model No.	NP-R25
Voltage	DC24V
Power(w/m)	25w
Storage Temperature	-25°C~60°C
Ambient Temperature	Tamin=-25°C, Tamax (Tamax45°C)

SPI
Digital

SPI RGB

Voltage	DC24 V
Circuit Design	CV
IC Model	WS2811
Pixels/m	10
Power(w/m)	25w
Max. Run Length	5m
Cutting Length	100mm

Parameters

CRI	CCT	lm/m	w/m	lm/w
--	R	91.0	9.1	10.0
	G	268.0	9.1	29.45
	B	41.0	9.1	4.5
	RGB	372.52	22.28	16.72

Note:
- CV: Constant Voltage CC: Constant Current.
- Max. Run length refers to single side feed in serial connection.
- The given color temperature is the temperature of finished products.
- The given data are typical values. Due to tolerances of the production process and the electrical components,testing parameters can vary up to 10%.
- The Constant Current version supports PWM dimming, but the PWM frequency must be kept below 2kHz.

Cable Type	Schematic Diagram	Specification	Core	Electrical Properties
PVC Cable		OD : 5.5mm		SPI: Red V+, Green DI/DO, Black V-
Silicone Cable	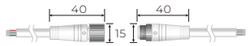	OD : 5.0mm		SPI: Red V+, Green DI/DO, Black V-

Cable Lead

End Cap & Cable Lead Option

Integral end cap (IP67)

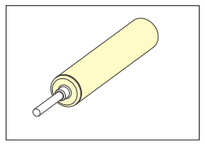

Front Cable Entry

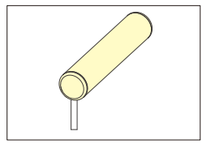

Side Cable Entry

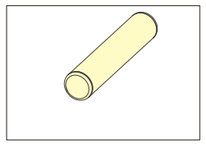

Closed End cap

Accessory

Accessories



PC Clips Set
Transparent PC mounting clips,Tapping screws, Expandable rubber plugs



PC Profile Set
Transparent PC mounting profile, Tapping screws, Expandable rubber plugs



Hanging PC Clips Set
Type: "—" Shape installation
Transparent PC mounting clips, Kit of hanging rope, Screws



Hanging PC Profile Set
Type: "—" Shape installation
Transparent PC mounting profile, Kit of hanging rope, Screws



Mounting Metal Base Set
Type: "I" Shape installation
Kit of metal base, Tapping screws, Expandable rubber plugs



Mounting Metal Base Set
Type: "U" Shape installation
Kit of metal base, Tapping screws, Expandable rubber plugs



Hanging Metal Base Set
Type: "I" Shape installation
Kit of "I" type hanging mounting with rope, Tapping screws, Expandable rubber plugs



Metal Connector for Side Cable Entry
Metal connector with side outlet, Tapping screws



Metal Connector for Front Cable Entry
Metal connector,Tapping screws



Mounting PC clips Set
Type: "Ω" Shape installation
Transparent PC clips, Transparent PC pedestals with one hole, Tapping screws, Expandable rubber plugs



Hanging PC clips Set
Type: "—" Shape installation
"Ω" type transparent PC clips, Transparent PC pedestals with one hole, Kit of hanging rope, Machine screws



Mounting Concealed PC clips Set
Transparent PC pedestals with two holes, Transparent PC pedestals with five holes,Tapping screws, Expandable rubber plugs



Hanging Concealed PC clips Set
Type: "—" Shape installation
Transparent PC pedestals with five holes, Tapping screws, Kit of hanging rope, Machine screws



Adjustable Hanging PC Clips Set
Type: "—" Shape installation
Transparent PC mounting clips, Machine screws, Kit of telescopic rod



Adjustable Hanging PC profile Set
Type: "—" Shape installation
Transparent PC mounting profile, Machine screws,Kit of telescopic rod



Adjustable Hanging PC clips
Type: "—" Shape installation
"Ω" type transparent PC clips, Transparent PC pedestals with one hole, Kit of telescopic rod



Adjustable Hanging with Concealed PC clips
Type: "—" Shape installation
Transparent PC pedestals with five holes, Tapping screws, Kit of telescopic rod, Machine screws



PC Connector for Side Cable Entry
Screws, Transparent side outlet connector



Hanging PC Connector for Side Cable Entry
Screws,Kit of hanging rope, Expandable rubber plugs, Tapping screws, Transparent side outlet connector



PC Connector for Front Cable Entry
Screws,Transparent connector



Hanging PC Connector Set
Screws, Kit of hanging rope, Expandable rubber plugs, Tapping screws, Transparent connector



Hanging PC Tube Set
Tube Length: 1m
Type: "—" Shape installation
Screws,Kit of hanging rope, Expandable rubber plugs, Tapping screws, Transparent circular tube;



Hanging PC Tube Set
Tube Length: 1m
Type: "—" Shape installation
Screws, Kit of hanging rope, Expandable rubber plugs, Tapping screws, Transparent circular tube



The Head



The End



The Head



The End

PIXEL DUAL 1612



SPI-controlled digital LED neon with WS2811 IC and a unique two-sided luminous structure. Easy to set up and cost-effective, ideal for small indoor projects. Supports color-changing effects, gradients, chases, pulsating patterns, and animations. Compatible with popular platforms like Madrix, Resolume, and Chromateq, easily programmed and synchronized for stunning visual displays. 3-year warranty, lifespan ≥ 30,000 hours, 1 BIN.

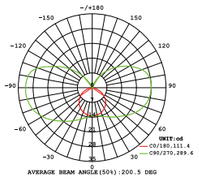

Light Distribution Curve

Dimensions

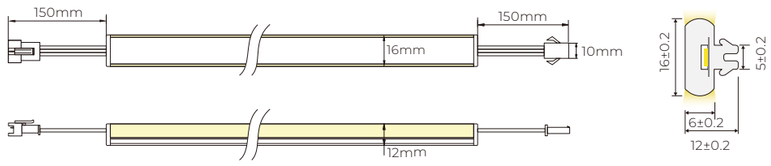

Basic Parameters

Model No.	NP-DUAL-1612
Voltage	DC24V
Power(w/m)	12w
IP Rating	IP65
Storage Temperature	-25°C~60°C
Ambient Temperature	Tamin=-25°C, Tamax (Tamax45°C)

SPI Digital

SPI RGB

Voltage	DC24 V
Circuit Design	CV
IC Model	WS2811
Pixels/m	10
Power(w/m)	12w
Max. Run Length	5m
Cutting Length	100mm

Parameters

CRI	CCT	lm/m	w/m	lm/w
--	R	47.66	4.8	9.93
	G	132.82	4.8	27.67
	B	21.02	4.8	4.38
	RGB	189.12	12	15.76

Note:
- CV: Constant Voltage CC: Constant Current.
- Max. Run length refers to single side feed in serial connection.
- The given color temperature is the temperature of finished products.
- The given data are typical values. Due to tolerances of the production process and the electrical components,testing parameters can vary up to 10%.
- The Constant Current version supports PWM dimming, but the PWM frequency must be kept below 2kHz.

Cable Type	Schematic Diagram	Specification	Core	Electrical Properties
PVC Cable		OD : 5.0mm		SPI: Red V+, Green DI/DO, Black V-

Cable Lead

End Cap & Cable Lead Option

Front Cable Entry



Front Cable Entry



Closed End Cap

PIXEL DUAL 1615



SPI-controlled digital LED neon with WS2811 IC and a unique two-sided luminous structure. Easy to set up and cost-effective, ideal for small indoor projects. Supports color-changing effects, gradients, chases, pulsating patterns, and animations. Compatible with popular platforms like Madrix, Resolume, and Chromateq, easily programmed and synchronized for stunning visual displays. 3-year warranty, lifespan ≥ 30,000 hours, 1 BIN.

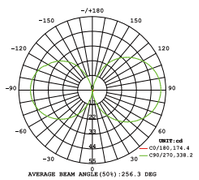

Light Distribution Curve

Dimensions

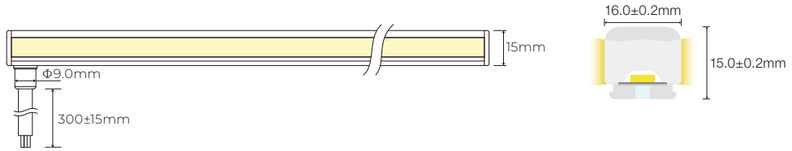

Basic Parameters

Model No.	NP-DUAL-1615
Voltage	DC24V
Power(w/m)	12w / 15w
IP Rating	IP67
Storage Temperature	-25°C~60°C
Ambient Temperature	Tamin=-25°C, Tamax (Tamax45°C)

SPI Digital

SPI RGB

Voltage	DC24 V
Circuit Design	CV
IC Model	UCS1903
Pixels/m	8
Power(w/m)	12w
Max. Run Length	5m
Cutting Length	125mm

Parameters

CRI	CCT	lm/m	w/m	lm/w
--	R	37	5	7.4
	G	107	5	21.3
	B	18	5	3.7
	RGB	153	12	12.8

SPI Digital

SPI RGBW

Voltage	DC24 V
Circuit Design	CV
IC Model	UCS2904
Pixels/m	8
Power(w/m)	15w
Max. Run Length	5m
Cutting Length	125mm

Parameters

CRI	CCT	lm/m	w/m	lm/w
--	R	26	4.8	5.4
	G	74	4.8	15.4
	B	23	4.8	4.8
	W(4000K)	90	4.8	18.8
	RGBW	208	15	13.9

Note:
- CV: Constant Voltage CC: Constant Current.
- Max. Run length refers to single side feed in serial connection.
- The given color temperature is the temperature of finished products.
- The given data are typical values. Due to tolerances of the production process and the electrical components,testing parameters can vary up to 10%.
- The Constant Current version supports PWM dimming, but the PWM frequency must be kept below 2kHz.

Cable Type	Schematic Diagram	Specification	Core	Electrical Properties
Silicone Cable	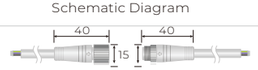	OD: 5.0mm		SPI : Red V+, Green DI/DO, Black V-

Cable Lead

End Cap & Cable Lead Option

Integral End Cap (IP67)



Front Cable Entry



Bottom End Cap



Closed End Cap

Accessory

Accessories



Aluminium Profile
Length: 1m/2m/3m

SPI Cable Connector

T-type 3 channel connector

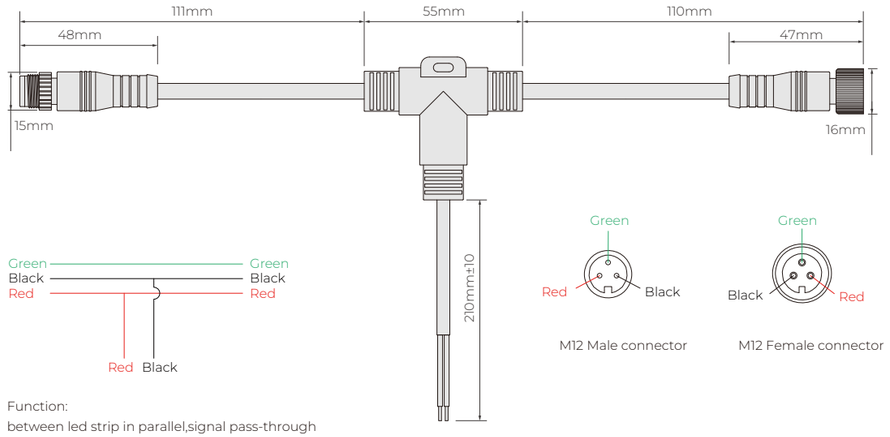

M12 Male connector

M12 Female connector

Function:
between led strip in parallel,signal pass-through

Signal switching cable



M12 Male connector

M12 Female connector

Function:
Keep the signal cable connected in series;
The positive terminal of the power supply is disconnected
(avoid two power supplies connected in parallel).

Control system connection diagram-SPI Signal

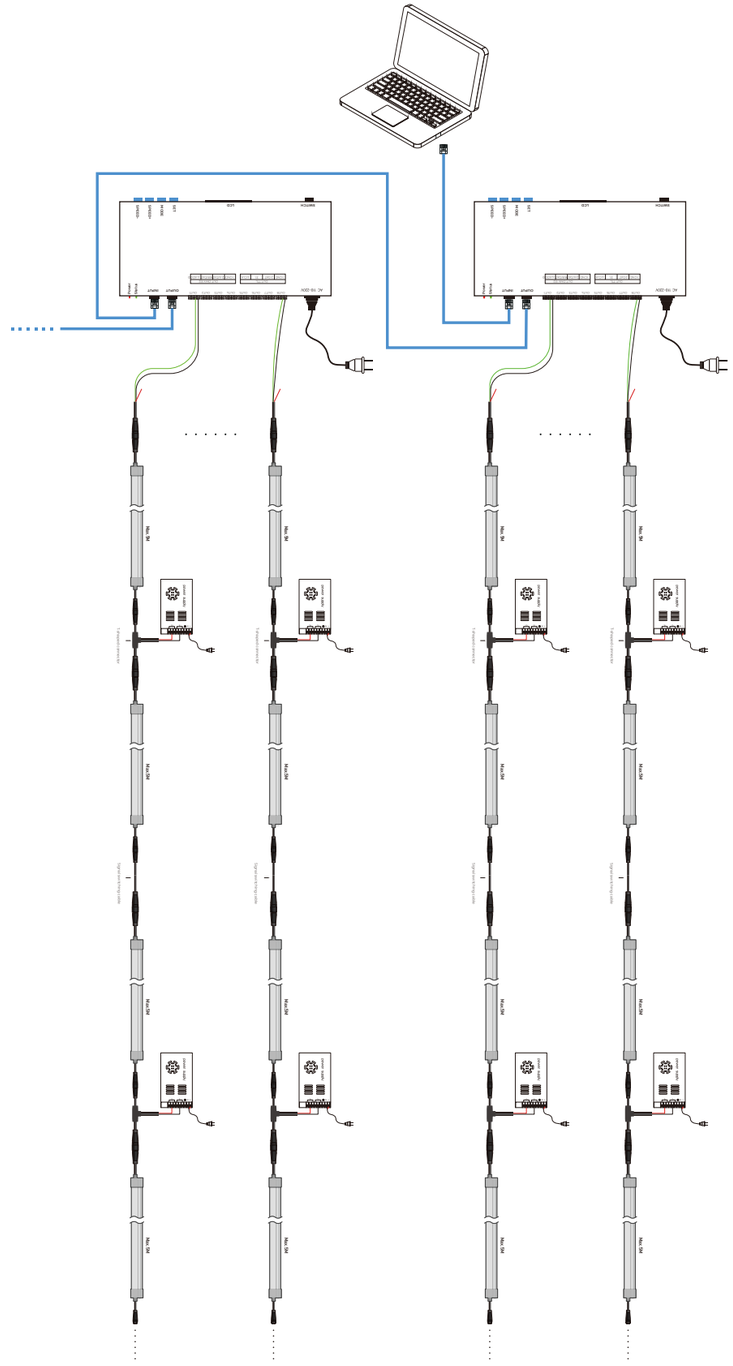

DMX512 Cable Connector

T-type 5 channel connector

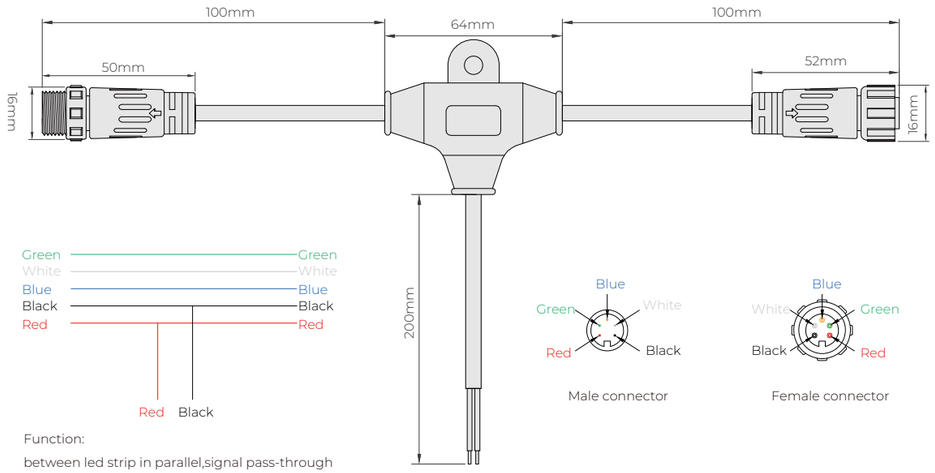

Function:

between led strip in parallel,signal pass-through

Signal switching cable



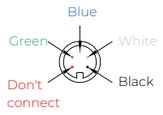

Male connector

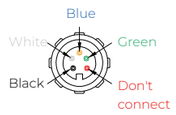

Female connector

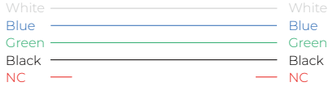

Function:

Keep the signal cable connected in series;
The positive terminal of the power supply is disconnected (avoid two power supplies connected in parallel).

Control system connection diagram-DMX512

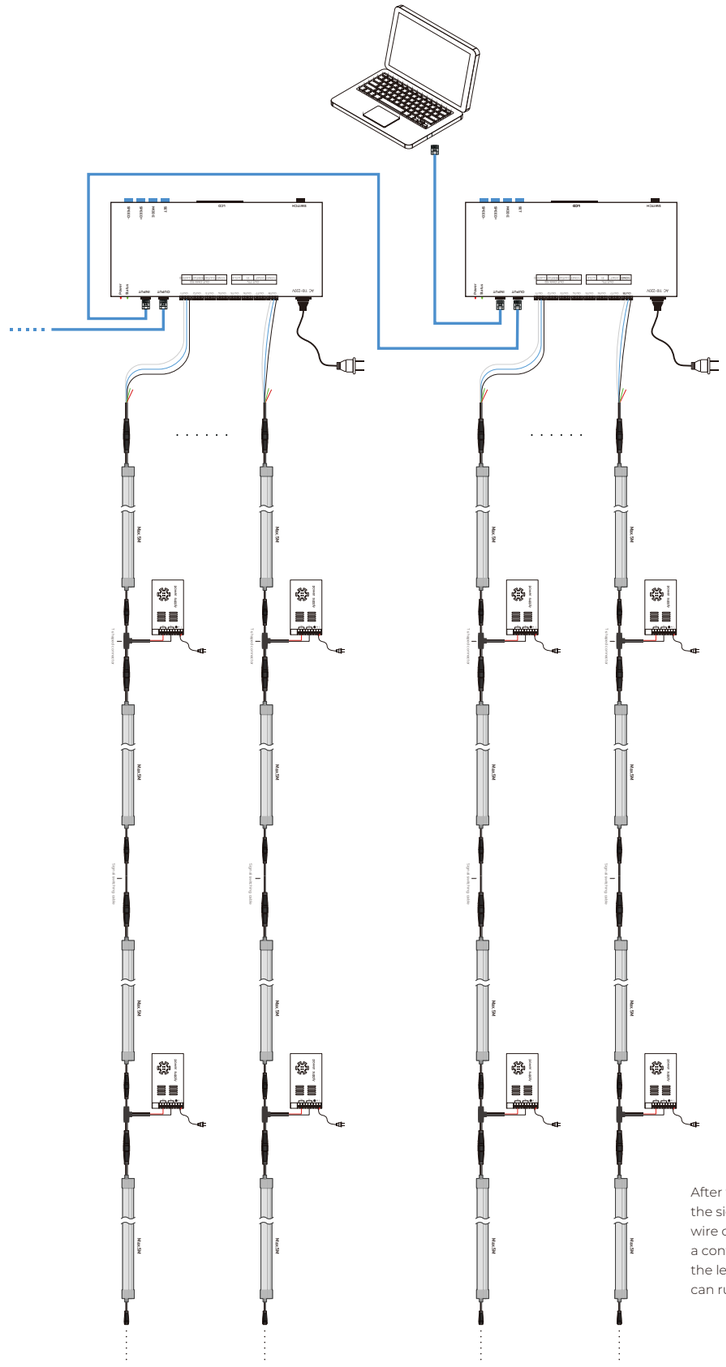

After the led strip is connected to the signal wire and power supply wire correctly, It is necessary to use a controller or corder to address the led strip ,then the controller can run the control effect program.

HIGH EFFICIENCY NEON

The High Efficiency Neon series uses high-efficiency light sources and a unique high-transmittance optical design. With CRI90, it offers up to 95 lm/w.

HIGH EFFICIENCY T1212



High-efficiency light sources with a unique high-transmittance optical design.
Made from Dow SILASTIC™ silicone with high light transmission and an integrated extrusion molding process, featuring IP67 protection.
Dust-resistant matte finish ensures a clean look with uniform, natural light.
5-year warranty, lifespan ≥ 50,000 hours, 1 BIN.

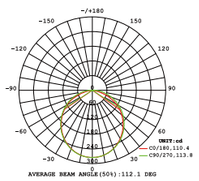

Light Distribution Curve
(24V, 10W, 4000K)

Dimensions

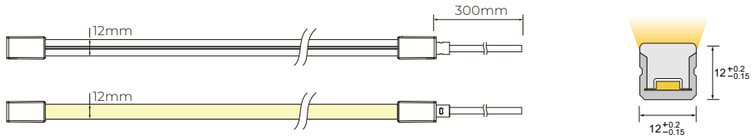

Basic Parameters

Model No.	NH-T1212
Voltage	DC24V
Power(w/m)	5W/10W
Storage Temperature	-25°C~60°C
Ambient Temperature	Tamin=-25℃, Tamax (Tamax45℃)

Output	Low Output	Std Output
Power(w/m)	5w	10w
Max. Ambient tempt.(Tamax)	55°C	45°C

Single color

Single Color

Voltage	DC24 V
Circuit Design	CV/CC
Power(w/m)	5W/10W
Max. Run Length(CC)	8m
Cutting Length	50mm

Parameters

CRI	CCT	lm/m	w/m	lm/w
>90	2700K±150	820	10	82
	3000K±150	880	10	88
	3500K±200	950	10	95
	4000K±300	930	10	93
	5000K±300	940	10	94
	6000K±300	950	10	95

Note:
- CV: Constant Voltage CC: Constant Current.
- Max. Run length refers to single side feed in serial connection.
- The given color temperature is the temperature of finished products.
- The given data are typical values. Due to tolerances of the production process and the electrical components,testing parameters can vary up to 10%.
- The Constant Current version supports PWM dimming, but the PWM frequency must be kept below 2kHz.

Cable Lead

End Cap & Cable Lead Option

Integral **End Cap** (IP67)



Front Cable Entry



Side Cable Entry



Bottom Cable Entry



Closed End Cap

Solder Free **End Cap** (IP67)



Front Cable Entry

Side Cable Entry

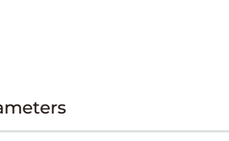

Bottom Cable Entry

Closed End Cap

Silicone **End Cap** (IP67)



Front Cable Entry



Side Cable Entry



Bottom Cable Entry



Closed End Cap

Accessory

Accessories

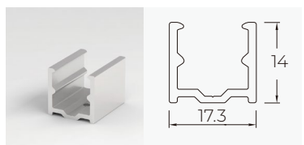

Aluminium Mounting clips
Length: 2cm

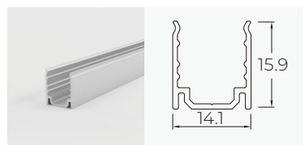

Aluminium Profile
Length: 1m/2m/3m

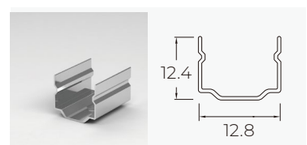

Stainless Steel Mounting clips
Length: 2cm

HIGH EFFICIENCY T1615



High-efficiency light sources with a unique high-transmittance optical design.
Made from Dow SILASTIC™ silicone with high light transmission and an integrated extrusion molding process, featuring IP67 protection.
Dust-resistant matte finish ensures a clean look with uniform, natural light.
5-year warranty, lifespan ≥ 50,000 hours, 1 BIN.

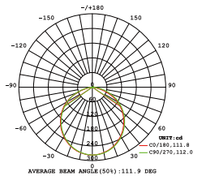

Light Distribution Curve
(24V, 10W, 4000K)

Dimensions

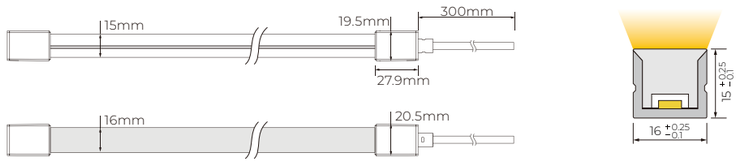

Basic Parameters

Model No.	NH-T1615
Voltage	DC24V
Power(w/m)	5w/10w/15w
Storage Temperature	-25°C~60°C
Ambient Temperature	Tamin=-25°C, Tamax (Table below)

Output	Low Output	Std Output	High Output
Power(w/m)	5w	10w	15w
Max. Ambient tempt.(Tamax)	55°C	45°C	35°C

Single color

Single Color

Voltage	DC24 V
Circuit Design	CV/CC
Power(w/m)	5W/10W/15W
Max. Run Length(CC)	12m
Cutting Length	50mm

Parameters

CRI	CCT	lm/m	w/m	lm/w
>90	2600-2800K	730	10	73
	2900-3100K	770	10	77
	3300-3700K	850	10	85
	3700-4300K	820	10	82
	4700-5300K	900	10	90
	5700-6300K	890	10	89

Note:
- CV: Constant Voltage CC: Constant Current.
- Max. Run length refers to single side feed in serial connection.
- The given color temperature is the temperature of finished products.
- The given data are typical values. Due to tolerances of the production process and the electrical components,testing parameters can vary up to 10%.
- The Constant Current version supports PWM dimming, but the PWM frequency must be kept below 2kHz.

Cable Lead

End Cap & Cable Lead Option

Integral End Cap (IP67)



Front Cable Entry



Side Cable Entry



Bottom Cable Entry



Closed End Cap

Solder Free End Cap (IP67)



Front Cable Entry

Side Cable Entry

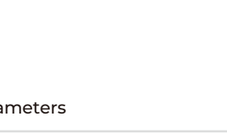

Bottom Cable Entry

Closed End Cap

Solder Free End Cap Without Screws (IP67)



Front Cable Entry



Side Cable Entry



Bottom Cable Entry

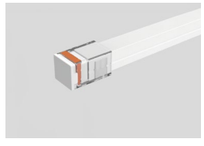

Closed End Cap

Silicone End Cap (IP67)



Front Cable Entry



Side Cable Entry



Bottom Cable Entry



Closed End Cap

Accessory

Accessories

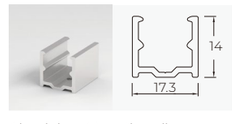

Aluminium Mounting clips
Length: 2cm

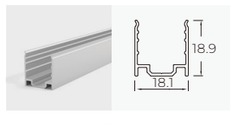

Aluminium Profile
Length: 1m/2m/3m



Stainless Steel Mounting clips
Length: 2cm

HIGH EFFICIENCY S1220



High-efficiency light sources with a unique high-transmittance optical design.
Made from Dow SILASTIC™ silicone with high light transmission and an integrated extrusion molding process, featuring IP67 protection.
Dust-resistant matte finish ensures a clean look with uniform, natural light.
5-year warranty, lifespan ≥ 50,000 hours, 1 BIN.

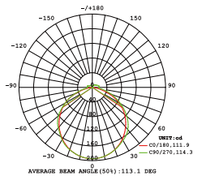

Light Distribution Curve
(24V, 10W, 4000K)

Dimensions

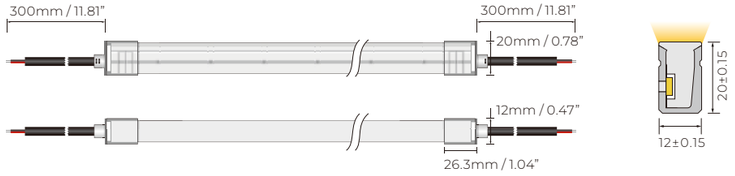

Basic Parameters

Model No.	NH-S1220
Voltage	DC24V
Power(w/m)	5W/10W/15W
Storage Temperature	-25°C~60°C
Ambient Temperature	Tamin=-25℃, Tamax (Tamax45℃)

Output	Low Output	Std Output	High Output
Power(w/m)	5w	10w	15w
Max. Ambient tempt.(Tamax)	55°C	45°C	35°C

Single color

Single Color

Voltage	DC24 V
Circuit Design	CV/CC
Power(w/m)	5W/10W/15W
Max. Run Length(CC)	12m
Cutting Length	50mm

Parameters

CRI	CCT	lm/m	w/m	lm/w
>90	2600-2800K	530	10	53
	2900-3100K	530	10	53
	3300-3700K	580	10	58
	3700-4300K	610	10	61
	4700-5300K	590	10	59
	5700-6300K	590	10	59

Note:
- CV: Constant Voltage CC: Constant Current.
- Max. Run length refers to single side feed in serial connection.
- The given color temperature is the temperature of finished products.
- The given data are typical values. Due to tolerances of the production process and the electrical components,testing parameters can vary up to 10%.
- The Constant Current version supports PWM dimming, but the PWM frequency must be kept below 2kHz.

Cable Lead

End Cap & Cable Lead Option

Integral End Cap **(IP67)**



Front Cable Entry



Side Cable Entry



Bottom Cable Entry



Closed End Cap

Combined End Cap **(IP67)**



Front Cable Entry



Side Cable Entry



Bottom Cable Entry



Closed End Cap

Solder Free End Cap Without Screws (IP67)



Front Cable Entry



Side Cable Entry



Bottom Cable Entry



Closed End Cap

Silicone End Cap **(IP67)**



Front Cable Entry



Side Cable Entry



Bottom Cable Entry



Closed End Cap

Accessory

Accessories

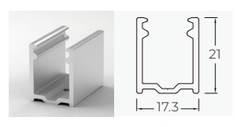

Aluminium Mounting clips
Length: 2cm

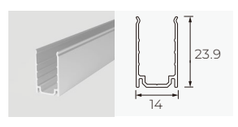

Aluminium Profile
Length: 1m/2m/3m



Stainless Steel Mounting clips
Length: 2cm

BLACK NEON

Unique black design for dark background installation, featuring a specialized optical design for high brightness and uniform illumination.

BLACK T1010



Unique black design for dark backgrounds, with a specialized optical design for high brightness and uniform illumination.
Made from Dow SILASTIC™ silicone with an integrated extrusion molding process, IP67 protection.
Dust-resistant matte finish ensures a clean look with uniform, natural light.
5 years warranty, lifespan ≥ 50,000 hours, 1 Bin.

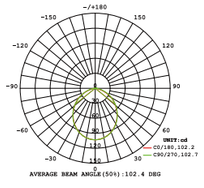

Light Distribution Curve
(24V, 10W, 4000K)

Dimensions

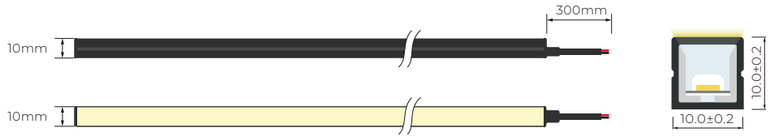

Basic Parameters

Model No.	NB-T1010
Voltage	DC24V
Power(w/m)	10W
Storage Temperature	-25°C~60°C
Ambient Temperature	Tamin=-25°C, Tamax (Tamax45°C)

Output	Std Output
Power(w/m)	10w
Max. Ambient tempt.(Tamax)	45°C

Single color

Single Color

Voltage	DC24 V
Circuit Design	CV/CC
Power(w/m)	10W
Max. Run Length(CC)	5m
Cutting Length	35.7mm

Parameters

CRI	CCT	lm/m	w/m	lm/w
>90	2700K±150	170	10	17.0
	3000K±150	172	10	17.2
	3500K±200	180	10	18.0
	4000K±300	182	10	18.2
	5000K±400	181	10	18.1
	6500K±400	175	10	17.5
--	Red	77	10	7.7
	Green	182	10	18.2
	Blue	33	10	3.3
	Yellow	48	10	4.8
	Orange	71	10	7.1
	Pink	167	10	16.7

Note:
- CV: Constant Voltage CC: Constant Current.
- Max. Run length refers to single side feed in serial connection.
- The given color temperature is the temperature of finished products.
- The given data are typical values. Due to tolerances of the production process and the electrical components,testing parameters can vary up to 10%.
- The Constant Current version supports PWM dimming, but the PWM frequency must be kept below 2kHz.

Cable Lead

End Cap & Cable Lead Option

Integral End Cap (IP67)


Front Cable Entry


Side Cable Entry


Bottom Cable Entry


Closed End Cap

Silicone End Cap (IP67)


Front Cable Entry


Side Cable Entry


Bottom Cable Entry


Closed End Cap

Accessory

Accessories



PC Profile
Length:1m/2m/3m



Aluminium Profile
Length: 1m/2m/3m



Stainless Steel Mounting clips
Length: 0.8cm

BLACK T1615



Unique black design for dark backgrounds, with a specialized optical design for high brightness and uniform illumination.
Made from Dow SILASTIC™ silicone with an integrated extrusion molding process, IP67 protection.
Dust-resistant matte finish ensures a clean look with uniform, natural light.
5 years warranty, lifespan ≥ 50,000 hours, 1 Bin.

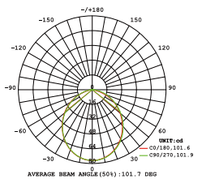

Light Distribution Curve
(24V, 10W, 4000K)

Dimensions

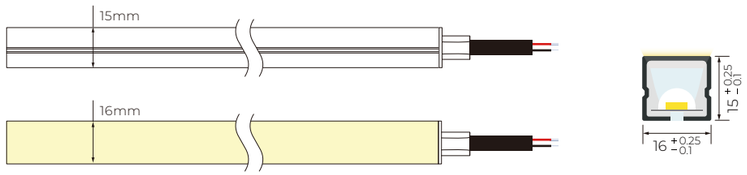

Basic Parameters

Model No.	NB-T1615
Voltage	DC24V
Power(w/m)	5W/10w/15w
Storage Temperature	-25°C~60°C
Ambient Temperature	Tamin=-25°C, Tamax (Tamax45°C)

Output	Low Output	Std Output	High Output
Power(w/m)	5w	10w	15w
Max. Ambient tempt.(Tamax)	55°C	45°C	35°C

Single color

Single Color

Voltage	DC24 V
Circuit Design	CV/CC
Power(w/m)	10W
Max. Run Length(CC)	17m
Cutting Length	50mm

Parameters

CRI	CCT	lm/m	w/m	lm/w
>90	2700K±150	152	10	15.2
	3000K±150	157	10	15.7
	3500K±200	161	10	16.1
	4000K +400 −200	161	10	16.1
	5000K +500 −300	155	10	15.5
	6500K +200 −600	147	10	14.7
--	Red	73	10	7.3
	Green	149	10	14.9
	Blue	27	10	2.7
	Yellow	51	10	5.1
	Orange	64	10	6.4
	Pink	149	10	14.9

Free Cut

Voltage	DC24 V
Circuit Design	CV
Power(w/m)	10w
Max. Run Length	5m
Cutting Length	8.33mm

Parameters

CRI	CCT	lm/m	w/m	lm/w
>90	2700K±150	20.6	10	2.06
	3000K±150	21.1	10	2.11
	4000K±300	20.4	10	2.04
	6500K±400	20.7	10	2.07

Tunable

CCT Tunable

Voltage	DC24 V
Circuit Design	CV
Power(w/m)	10w
Max. Run Length	5m
Cutting Length	62.5mm

Parameters

CRI	CCT	lm/m	w/m	lm/w
>90	2700K	74	5	14.8
	6000K	78	5	15.6
	2700K+6000K	152	10	15.2

RGB

RGB

Voltage	DC24 V
Circuit Design	CV
Power(w/m)	10w
Max. Run Length	5m
Cutting Length	83.3mm

Parameters

CRI	CCT	lm/m	w/m	lm/w
--	R	17	3.3	5.1
	G	51	3.3	15.6
	B	8	3.3	2.3
	RGB	75	10	7.5

RGBW

RGBW

Voltage	DC24 V
Circuit Design	CV
Power(w/m)	15w
Max. Run Length	5m
Cutting Length	83.3mm

Parameters

CRI	CCT	lm/m	w/m	lm/w
--	R	19	3.3	5.8
	G	62	3.3	18.8
	B	10	3.3	3.0
>90	3000K±150	87	5	17.3
	RGBW	172	15	11.5

Note:
- CV: Constant Voltage CC: Constant Current.
- Max. Run length refers to single side feed in serial connection.
- The given color temperature is the temperature of finished products.
- The given data are typical values. Due to tolerances of the production process and the electrical components,testing parameters can vary up to 10%.
- The Constant Current version supports PWM dimming, but the PWM frequency must be kept below 2kHz.

Cable Lead

Cable Lead Option

Silicone End Cap (IP67)



Front Cable Entry



Side Cable Entry



Bottom Cable Entry



Closed End Cap

Integral End Cap (IP67)



Front Cable Entry



Side Cable Entry



Bottom Cable Entry



Closed End Cap

Accessory

Accessories



Stainless Steel Mounting clips
Length: 2cm

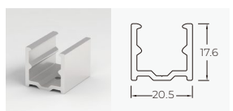

Aluminium Mounting clips
Length: 2cm

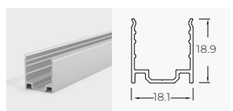

Aluminium Profile
Length: 1m/2m/3m

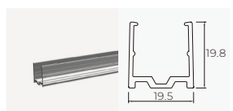

PC Profile
Length: 1m

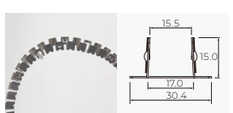

Curved Stainless
Steel mounting profile

BLACK S1220



Unique black design for dark backgrounds, with a specialized optical design for high brightness and uniform illumination.
Made from Dow SILASTIC™ silicone with an integrated extrusion molding process, IP67 protection.
Dust-resistant matte finish ensures a clean look with uniform, natural light.
5 years warranty, lifespan ≥ 50,000 hours, 1 Bin.

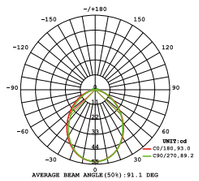

Light Distribution Curve
(24V, 10W, 4000K)

Dimensions

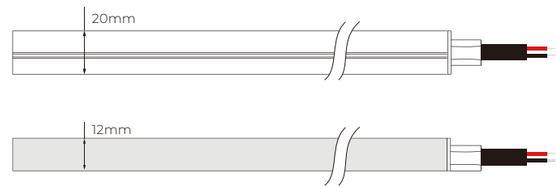

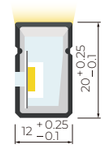

Basic Parameters

Model No.	NB-S1220
Voltage	DC24V
Power(w/m)	5W/10W/15W
Storage Temperature	-25°C~60°C
Ambient Temperature	Tamin=-25℃, Tamax (Tamax45℃)

Output	Low Output	Std Output	High Output
Power(w/m)	5w	10w	15w
Max. Ambient tempt.(Tamax)	55°C	45°C	35°C

Single color

Single Color

Voltage	DC24 V
Circuit Design	CV/CC
Power(w/m)	10w
Max. Run Length(CC)	17m
Cutting Length	50mm

Parameters

CRI	CCT	lm/m	w/m	lm/w
>90	2700K±150	103	10	10.3
	3000K±150	109	10	10.9
	3500K±200	109	10	10.9
	4000K $^{+400}_{-200}$	107	10	10.7
	5000K $^{+500}_{-300}$	110	10	11.0
	6500K $^{+200}_{-600}$	99	10	9.9
--	Red	47	10	4.7
	Green	92	10	9.2
	Blue	15	10	1.5
	Yellow	33	10	3.3
	Orange	40	10	4.0
	Pink	91	10	9.1

Free Cut

Voltage	DC24 V
Circuit Design	CV
Power(w/m)	10w
Max. Run Length	5m
Cutting Length	8.33mm

Parameters

CRI	CCT	lm/m	w/m	lm/w
>90	2700K±150	17.2	10	1.72
	3000K±150	17.8	10	1.78
	4000K±300	17.4	10	1.74
	6500K±400	19.5	10	1.95

Tunable

CCT Tunable

Voltage	DC24 V
Circuit Design	CV
Power(w/m)	10w
Max. Run Length	5m
Cutting Length	62.5mm

Parameters

CRI	CCT	lm/m	w/m	lm/w
>90	2700K	55	5	11.0
	6000K	52	5	10.4
	2700K+6000K	106	10	10.6

RGB

RGB

Voltage	DC24 V
Circuit Design	CV
Power(w/m)	10w
Max. Run Length	5m
Cutting Length	83.3mm

Parameters

CRI	CCT	lm/m	w/m	lm/w
--	R	11	3.3	3.4
	G	33	3.3	9.9
	B	5	3.3	1.4
	RGB	49	10	4.9

RGBW

RGBW

Voltage	DC24 V
Circuit Design	CV
Power(w/m)	15w
Max. Run Length	5m
Cutting Length	83.3mm

Parameters

CRI	CCT	lm/m	w/m	lm/w
--	R	12	3.3	3.5
	G	34	3.3	10.2
	B	6	3.3	1.7
>90	3000K±150	51	5	10.2
	RGBW	102	15	6.8

Note:
- CV: Constant Voltage CC: Constant Current.
- Max. Run length refers to single side feed in serial connection.
- The given color temperature is the temperature of finished products.
- The given data are typical values. Due to tolerances of the production process and the electrical components,testing parameters can vary up to 10%.
- The Constant Current version supports PWM dimming, but the PWM frequency must be kept below 2kHz.

Cable Lead

Cable Lead Option

Silicone End Cap (IP67)



Front Cable Entry



Side Cable Entry



Bottom Cable Entry



Closed End Cap

Integral End Cap (IP67)



Front Cable Entry



Side Cable Entry



Bottom Cable Entry



Closed End Cap

Accessory

Accessories

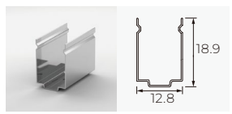

Stainless Steel Mounting clips
Length: 0.8cm

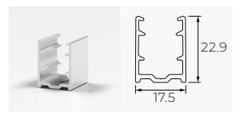

Aluminium Mounting clips
Length: 2cm

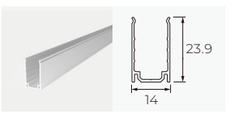

Aluminium Profile
Length: 1m/2m/3m

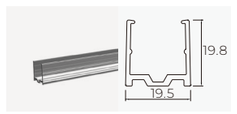

PC Profile
Length: 1m



Use with the profile

BLACK 3D1615



Unique black design for dark backgrounds, with a specialized optical design for high brightness and uniform illumination.
16mm wide luminous surface with top and side bending, adaptable to various installation needs.
Dust-resistant matte finish ensures a clean look with uniform, natural light.
5-year warranty, lifespan ≥ 50,000 hours, 1 BIN.

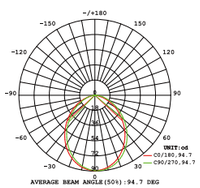

Light Distribution Curve
(24V, 10W, 4000K)

Dimensions



Basic Parameters

Model No.	NB-3D1615
Voltage	DC24V
Power(w/m)	5W/10W
Storage Temperature	-25°C~60°C
Ambient Temperature	Tamin=-25°C,Max.+55°C

Single color

Single Color

Voltage	DC24 V
Circuit Design	CV
Power(w/m)	5W/10w
Max. Run Length	5m
Cutting Length	35.7mm

Parameters

CRI	CCT	lm/m	w/m	lm/w
>90	2700K±150	121	10	12.1
	3000K±150	133	10	13.3
	3500K±200	138	10	13.8
	4000K±300	132	10	13.2
	5000K±400	126	10	12.6
	6500K±400	127	10	12.7
--	Red	55	10	5.5
	Green	132	10	13.2
	Blue	22	10	2.2
	Yellow	36	10	3.6
	Orange	49	10	4.9
	Pink	126	10	12.6

Note:
- CV: Constant Voltage CC: Constant Current.
- Max. Run length refers to single side feed in serial connection.
- The given color temperature is the temperature of finished products.
- The given data are typical values. Due to tolerances of the production process and the electrical components,testing parameters can vary up to 10%.
- The Constant Current version supports PWM dimming, but the PWM frequency must be kept below 2kHz.

Cable Lead

Cable Lead Option

Silicone End Cap (IP67)



Front Cable Entry

Side Cable Entry



Bottom Cable Entry

Closed End Cap

Integral End Cap (IP67)



Front Cable Entry



Side Cable Entry



Bottom Cable Entry



Closed End Cap

Accessory

Accessories



Stainless Steel Mounting clips
Length: 2cm

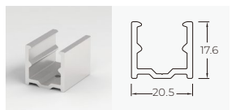

Aluminium Mounting clips
Length: 2cm

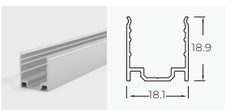

Aluminium Profile
Length: 1m/2m/3m

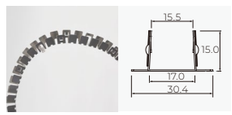

Curved Stainless
Steel mounting profile



Use with the profile

BLACK R25



Unique black design for dark backgrounds, with a specialized optical design for high brightness and uniform illumination.
13mm diameter with 360° uniform lighting.
Dust-resistant matte finish ensures a clean look with uniform, natural light.
5-year warranty, lifespan ≥ 50,000 hours, 1 BIN.

Dimensions



Basic Parameters

Model No.	NB-R25
Voltage	DC24V
Power(w/m)	5W/10W
Storage Temperature	0°C~60°C
Ambient Temperature	Tamin=-25°C, Tamax (Table below)

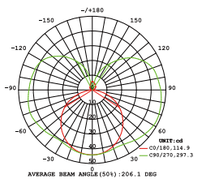

Light Distribution Curve
(24V, 10W, 4000K)

Single color

Single Color

Voltage	DC24 V
Circuit Design	CV
Power(w/m)	5W/10W
Max. Run Length	5m

Parameters

CRI	CCT	lm/m	w/m	lm/w
>90	2400K±150	75	10	7
	2700K±150	78	10	7.4
	3000K±150	83	10	7.8
	3500K±200	82	10	7.8
	4000K±300	80	10	7.7
	5000K±300	75	10	7.2
--	R: 620-630nm	40	10	3.8
	G: 520-530nm	73	10	6.5
	B: 465-475nm	12	10	1.1
	Y: 585-595nm	29	10	2.8
	Pink	62	10	5.8

Free Cut

Voltage	DC24 V
Circuit Design	CV
Power(w/m)	10W
Max. Run Length	5m
Cutting Length	8.33mm

Parameters

CRI	CCT	lm/m	w/m	lm/w
>90	2700K±150	78	10	7.8
	3000K±150	83	10	8.3
	4000K±300	80	10	8
	6500K±400	75	10	7.5

Tunable

CCT Tunable

Voltage	DC24 V
Circuit Design	CV
Power(w/m)	5W/10W
Max. Run Length	5m

Parameters

CRI	CCT	lm/m	w/m	lm/w
>90	3000K	64	10	6.2
	4000K	31	10	6
	2300K	33	10	6.4

RGB

RGB

Voltage	DC24 V
Circuit Design	CV
Power(w/m)	5W/10W
Max. Run Length	5m

Parameters

CRI	CCT	lm/m	w/m	lm/w
--	R: 620-630nm	4.6	10	2.5
	G: 520-530nm	15	10	2
	B: 465-475nm	1.7	10	4.6
	RGB	21	10	0.6

RGBW

RGBW

Voltage	DC24 V
Circuit Design	CV
Power(w/m)	16W
Max. Run Length	5m

Parameters

CRI	CCT	lm/m	w/m	lm/w
--	R: 620-630nm	2.6	16	0.6
	G: 520-530nm	5.7	16	1.8
	B: 465-475nm	19.4	16	4.8
	RGB	29.3	16	2.4
>90	3000K	25.9	16	6.5

Note:
- CV: Constant Voltage CC: Constant Current.
- Max. Run length refers to single side feed in serial connection.
- The given color temperature is the temperature of finished products.
- The given data are typical values. Due to tolerances of the production process and the electrical components,testing parameters can vary up to 10%.
- The Constant Current version supports PWM dimming, but the PWM frequency must be kept below 2kHz.

Cable Lead

End Cap & Cable Lead Option

Intergral End Cap (IP67)

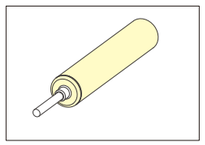

Front Cable Entry

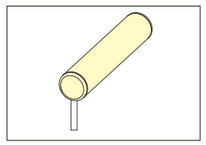

Side Cable Entry

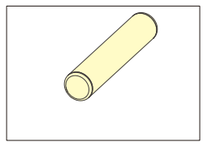

Closed End cap

Accessory

Accessories



PC Clips Set
Transparent PC mounting clips,Tapping screws, Expandable rubber plugs



PC Profile Set
Transparent PC mounting profile, Tapping screws, Expandable rubber plugs



Hanging PC Clips Set
Type: "—" Shape installation
Transparent PC mounting clips, Kit of hanging rope, Screws



Hanging PC Profile Set
Type: "—" Shape installation
Transparent PC mounting profile, Kit of hanging rope, Screws



Mounting Metal Base Set
Type: "I" Shape installation
Kit of metal base, Tapping screws, Expandable rubber plugs



Mounting Metal Base Set
Type: "U" Shape installation
Kit of metal base, Tapping screws, Expandable rubber plugs



Hanging Metal Base Set
Type: "I" Shape installation
Kit of "I" type hanging mounting with rope, Tapping screws, Expandable rubber plugs



Metal Connector for Side Cable Entry
Metal connector with side outlet, Tapping screws



Metal Connector for Front Cable Entry
Metal connector,Tapping screws



Mounting PC clips Set
Type: "Ω" Shape installation
Transparent PC clips, Transparent PC pedestals with one hole, Tapping screws, Expandable rubber plugs



Hanging PC clips Set
Type: "—" Shape installation
"Ω" type transparent PC clips, Transparent PC pedestals with one hole, Kit of hanging rope, Machine screws



Mounting Concealed PC clips Set
Transparent PC pedestals with two holes, Transparent PC pedestals with five holes,Tapping screws, Expandable rubber plugs



Hanging Concealed PC clips Set
Type: "—" Shape installation
Transparent PC pedestals with five holes, Tapping screws, Kit of hanging rope, Machine screws



Adjustable Hanging PC Clips Set
Type: "—" Shape installation
Transparent PC mounting clips, Machine screws, Kit of telescopic rod



Adjustable Hanging PC profile Set
Type: "—" Shape installation
Transparent PC mounting profile, Machine screws,Kit of telescopic rod



Adjustable Hanging PC clips
Type: "—" Shape installation
"Ω" type transparent PC clips, Transparent PC pedestals with one hole, Kit of telescopic rod



Adjustable Hanging with Concealed PC clips
Type: "—" Shape installation
Transparent PC pedestals with five holes, Tapping screws, Kit of telescopic rod, Machine screws



PC Connector for Side Cable Entry
Screws, Transparent side outlet connector



Hanging PC Connector for Side Cable Entry
Screws,Kit of hanging rope, Expandable rubber plugs, Tapping screws, Transparent side outlet connector



PC Connector for Front Cable Entry
Screws,Transparent connector



Hanging PC Connector Set
Screws, Kit of hanging rope, Expandable rubber plugs, Tapping screws, Transparent connector



Hanging PC Tube Set
Tube Length: 1m
Type: "—" Shape installation
Screws,Kit of hanging rope, Expandable rubber plugs, Tapping screws, Transparent circular tube;



Hanging PC Tube Set
Tube Length: 1m
Type: "—" Shape installation
Screws, Kit of hanging rope, Expandable rubber plugs, Tapping screws, Transparent circular tube

FREE CUTTING NEON

Free cutting design for precise installation, allowing cuts at any point to avoid dark areas caused by mismatched lengths.

TOP BEND NEON

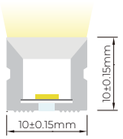

Sectional View

NS-T1010S Page 036

Voltage	DC24 V
Circuit Design	CV
Power(w/m)	5w/10w
Max. Run Length	5m
Cutting Length	8.33mm

Parameters

CRI	CCT	lm/m	w/m	lm/w
>90	2700K±150	710	10	71.0
	3000K±150	740	10	74.0
	4000K±300	770	10	77.0
	5000K±400	760	10	76.0
	6500K±400	750	10	75.0

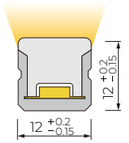

Sectional View

NS-T1212 Page 039

Voltage	DC24 V
Circuit Design	CV
Power(w/m)	5w/10w
Max. Run Length	5m
Cutting Length	8.33mm

Free Cut Parameters

CRI	CCT	lm/m	w/m	lm/w
>90	2700K±150	700	10	70.0
	3000K±150	730	10	73.0
	4000K±300	750	10	75.0
	5000K±400	740	10	74.0
	6500K±400	730	10	73.0

Sectional View

NS-T1615 Page 042

Voltage	DC24 V
Circuit Design	CV
Power(w/m)	5w/10w/15w
Max. Run Length	5m
Cutting Length	8.33mm

Free Cut Parameters

CRI	CCT	lm/m	w/m	lm/w
>90	2700K±150	690	10	69.0
	3000K±150	710	10	71.0
	4000K±300	730	10	73.0
	5000K±400	720	10	72.0
	6500K±400	710	10	71.0



Sectional View

NS-T2016 Page 049

Voltage	DC24 V
Circuit Design	CV
Power(w/m)	5w/10w/15w
Max. Run Length	5m
Cutting Length	8.33mm

Free Cut Parameters

CRI	CCT	lm/m	w/m	lm/w
>90	2700K±150	570	10	57.0
	3000K±150	580	10	58.0
	4000K±300	600	10	60.0
	5000K±400	590	10	59.0
	6500K±400	570	10	57.0

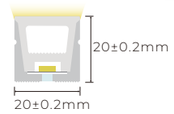

Sectional View

NS-T2020 Page 052

Voltage	DC24 V
Circuit Design	CV
Power(w/m)	10w
Max. Run Length	5m
Cutting Length	8.33mm

Free Cut Parameters

CRI	CCT	lm/m	w/m	lm/w
>90	2700K±150	570	10	57.0
	3000K±150	580	10	58.0
	4000K±300	580	10	58.0
	5000K±400	590	10	59.0
	6500K±400	570	10	57.0

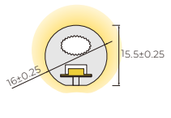

Sectional View

NS-D16 Page 061

Voltage	DC24 V
Circuit Design	CV
Power(w/m)	5w/10w
Max. Run Length	5m
Cutting Length	8.33mm

Free Cut Parameters

CRI	CCT	lm/m	w/m	lm/w
>90	2700K±150	700	10	70.0
	3000K±150	730	10	73.0
	4000K±300	750	10	75.0
	5000K±400	740	10	74.0
	6500K±400	730	10	73.0

SIDE BEND NEON

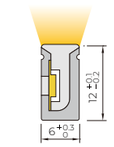

Sectional View

NS-S0612 Page 068

Voltage	DC24 V
Circuit Design	CV
Power(w/m)	5w/10w
Max. Run Length	5m
Cutting Length	8.33mm

Free Cut Parameters

CRI	CCT	lm/m	w/m	lm/w
>90	2700K±150	300	10	30.0
	3000K±150	325	10	32.5
	4000K±300	348	10	34.8
	5000K±400	340	10	34.0
	6500K±400	325	10	32.5

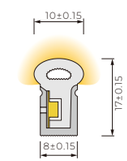

Sectional View

NS-S0817 Page 071

Voltage	DC24 V
Circuit Design	CV
Power(w/m)	5w/10w
Max. Run Length	5m
Cutting Length	8.33mm

Free Cut Parameters

CRI	CCT	lm/m	w/m	lm/w
>90	2700K±150	570	10	57.0
	3000K±150	580	10	58.0
	4000K±300	600	10	60.0
	5000K±400	590	10	59.0
	6500K±400	570	10	57.0

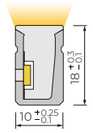

Sectional View

NS-S1018

Page 076

Voltage	DC24 V
Circuit Design	CV
Power(w/m)	5w/10w/15w
Max. Run Length	5m
Cutting Length	8.33mm

Free Cut Parameters

CRI	CCT	lm/m	w/m	lm/w
>90	2700K±150	320	10	320
	3000K±150	345	10	345
	4000K±300	366	10	366
	5000K±400	350	10	350
	6500K±400	345	10	345

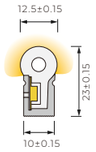

Sectional View

NS-S1023

Page 079

Voltage	DC24 V
Circuit Design	CV
Power(w/m)	5w/10w/15w
Max. Run Length	5m
Cutting Length	8.33mm

Free Cut Parameters

CRI	CCT	lm/m	w/m	lm/w
>90	2700K±150	395	10	39.5
	3000K±150	410	10	41.0
	4000K±300	434	10	43.4
	5000K±400	420	10	42.0
	6500K±400	420	10	42.0

Sectional View

NS-S1220

Page 085

Voltage	DC24 V
Circuit Design	CV
Power(w/m)	5w/10w/15w
Max. Run Length	5m
Cutting Length	8.33mm

Free Cut Parameters

CRI	CCT	lm/m	w/m	lm/w
>90	2700K±150	300	10	30.0
	3000K±150	310	10	31.0
	4000K±300	330	10	33.0
	5000K±400	320	10	32.0
	6500K±400	310	10	31.0

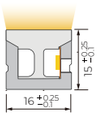

Sectional View

NS-S1615

Page 092

Voltage	DC24 V
Circuit Design	CV
Power(w/m)	5w/10w/15w
Max. Run Length	5mm
Cutting Length	8.33mm

Free Cut Parameters

CRI	CCT	lm/m	w/m	lm/w
>90	2700K±150	590	10	59.0
	3000K±150	600	10	60.0
	4000K±300	620	10	62.0
	5000K±400	610	10	61.0
	6500K±400	600	10	60.0



Sectional View

NS-S2020

Page 098

Voltage	DC24 V
Circuit Design	CV
Power(w/m)	5w/10w/15w
Max. Run Length	5m
Cutting Length	8.33mm

Free Cut Parameters

CRI	CCT	lm/m	w/m	lm/w
>90	2700K±150	400	10	40.0
	3000K±150	425	10	42.5
	4000K±300	442	10	44.2
	5000K±400	430	10	43.0
	6500K±400	415	10	41.5

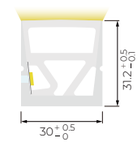

Sectional View

NS-S3032

Page 101

Voltage	DC24 V
Circuit Design	CV
Power(w/m)	16w/20w/24w
Max. Run Length	5mm
Cutting Length	8.33mm

Free Cut Parameters

CRI	CCT	lm/m	w/m	lm/w
>90	2700K±150	485	10	48.5
	3000K±150	512	10	51.2
	4000K±300	535	10	53.5
	5000K±400	510	10	51.0
	6500K±400	500	10	50.0

ROUND 360° NEON

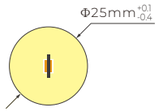

Sectional View

NS-R25

Page 118

Voltage	DC24 V
Circuit Design	CV
Power(w/m)	5w/10w
Max. Run Length	5m
Cutting Lengt	8.33mm

Free Cut Parameters

CRI	CCT	lm/m	w/m	lm/w
>90	2700K±150	517	10	51.7
	3000K±150	529	10	52.9
	4000K±300	556	10	55.6
	6500K±400	586	10	58.6

BLACK NEON

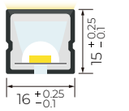

Sectional View

NB-T1615 Page 188

Voltage	DC24 V
Circuit Design	CV
Power(w/m)	5w/10w/15w
Max. Run Length	5m
Cutting Length	8.33mm

Free Cut Parameters

CRI	CCT	lm/m	w/m	lm/w
>90	2700K±150	20.6	10	2.06
	3000K±150	21.1	10	2.11
	4000K±300	20.4	10	2.04
	6500K±400	20.7	10	2.07

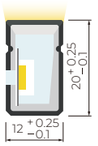

Sectional View

NB-S1220 Page 191

Voltage	DC24 V
Circuit Design	CV
Power(w/m)	5w/10w
Max. Run Length	5m
Cutting Length	8.33mm

Free Cut Parameters

CRI	CCT	lm/m	w/m	lm/w
>90	2700K±150	17.2	10	1.72
	3000K±150	17.8	10	1.78
	4000K±300	17.4	10	1.74
	6500K±400	19.5	10	1.95

Sectional View

NB-R25 Page 196

Voltage	DC24 V
Circuit Design	CV
Power(w/m)	5W/10W
Max. Run Length	5m
Cutting Length	8.33mm

Free Cut Parameters

CRI	CCT	lm/m	w/m	lm/w
>90	2700K±150	78	10	7.8
	3000K±150	83	10	8.3
	4000K±300	80	10	8
	6500K±400	75	10	7.5

DUAL NEON

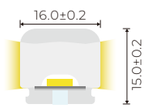

Sectional View

ND-1615 Page 211

Voltage	DC24 V
Circuit Design	CV/CC
Power(w/m)	5w/10w
Max. Run Length	5m
Cutting Length	8.33mm

Free Cut Parameters

CRI	CCT	lm/m	w/m	lm/w
>90	2700K±150	580	10	58.0
	3000K±150	600	10	60.0
	4000K±300	620	10	62.0
	5000K±400	610	10	61.0
	6500K±400	600	10	60.0

RECESSED NEON

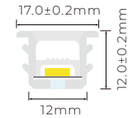

Sectional View

NR-T1212 Page 218

Voltage	DC24 V
Circuit Design	CV
Power(w/m)	10w
Max. Run Length	5m
Cutting Length	8.33mm

Free Cut Parameters

CRI	CCT	lm/m	w/m	lm/w
>90	2700K±150	514	10	51.4
	3000K±150	536	10	53.6
	4000K±300	571	10	57.1
	6500K±400	585	10	58.5

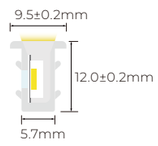

Sectional View

NR-S0612 Page 224

Voltage	DC24 V
Circuit Design	CV
Power(w/m)	10w
Max. Run Length	5m
Cutting Length	8.33mm

Free Cut Parameters

CRI	CCT	lm/m	w/m	lm/w
>90	2700K±150	300	10	30.0
	3000K±150	325	10	32.5
	4000K±300	348	10	34.8
	5000K±400	340	10	34.0
	6500K±400	325	10	32.5



Sectional View

NR-S0817 Page 227

Voltage	DC24 V
Circuit Design	CV
Power(w/m)	10W
Max. Run Length	5m
Cutting Length	8.33mm

Free Cut Parameters

CRI	CCT	lm/m	w/m	lm/w
>90	2700K±150	346.2	10	34.6
	3000K±150	363.5	10	36.3
	4000K±300	380.8	10	38.1
	5000K±400	372.1	10	37.2
	6500K±400	363.4	10	36.3

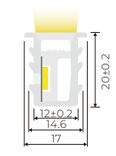

Sectional View

NR-S1220 Page 230

Voltage	DC24 V
Circuit Design	CV
Power(w/m)	10W
Max. Run Length	5m
Cutting Length	8.33mm

Free Cut Parameters

CRI	CCT	lm/m	w/m	lm/w
>90	2700K±150	300	10	30.0
	3000K±150	325	10	32.5
	4000K±300	351	10	35.1
	5000K±400	330	10	33.0
	6500K±400	310	10	31.0

DUAL NEON

Unique two-sided luminous structure designed for ambient lighting, perfect for different environments.

DUAL 1612



Unique two-sided luminous structure, ideal for ambient lighting in various environments.
Tri-color silicone extrusion with a clear window for easy cutting.
Dust-resistant matte finish ensures a clean look with uniform, natural light.
Run length > 10m, production length up to 30m.
5 years warranty, lifespan ≥ 50,000 hours, 1 Bin.

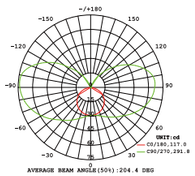

Light Distribution Curve
(24V, 10W, 4000K)

Dimensions

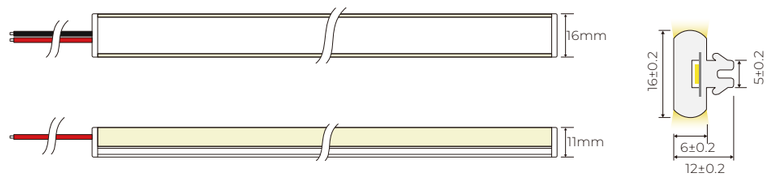

Basic Parameters

Model No.	ND-1612
Voltage	DC24V
Power(w/m)	10W
Storage Temperature	-25°C~60°C
Ambient Temperature	Tamin=-25℃, Tamax (Table below)

Output	Std Output
Power(w/m)	10w
Max. Ambient tempt.(Tamax)	45°C

Single color

Single Color

Voltage	DC24 V
Circuit Design	CC/CV
Power(w/m)	10w
Max. Run Length(CC)	13m
Cutting Length	50mm

Parameters

CRI	CCT	lm/m	w/m	lm/w
>90	2400K±150	520	10	52
	2700K±150	520	10	52
	3000K±150	550	10	55
	4000K±300	600	10	60
	6500K±500	550	10	55
--	Red	210	10	21
	Green	550	10	55
	Blue	110	10	11
	Yellow	210	10	21
	Pink	480	10	48

Tunable

CCT Tunable

Voltage	DC24 V
Circuit Design	CV
Power(w/m)	10w
Max. Run Length	5m
Cutting Length	62.5mm

Parameters

CRI	CCT	lm/m	w/m	lm/w
>90	2700K	285	5	57
	6000K	295	5	59
	2700K+6000K	580	10	58

RGB

RGB

Voltage	DC24 V
Circuit Design	CV
Power(w/m)	10w
Max. Run Length	5m
Cutting Length	50mm

Parameters

CRI	CCT	lm/m	w/m	lm/w
--	R	41.25	3.3	12.5
	G	145.2	3.3	44
	B	24.75	3.3	7.5
	RGB	220	10	22

SPI Digital

SPI RGB

Voltage	DC24 V
IC Model	WS2811
Power(w/m)	12
Pixels/m	10
Cutting Length	100mm

Parameters

CRI	CCT	lm/m	w/m	lm/w
--	R	47.66	4.8	9.93
	G	132.82	4.8	27.67
	B	21.02	4.8	4.38
	RGB	189.12	12	15.76

Cable Lead

End Cap & Cable Lead Option

Integral End Cap (IP67)



Front Cable Entry



Closed End Cap

DUAL 1615



Unique two-sided luminous structure, ideal for ambient lighting in various environments.
Tri-color silicone extrusion with a clear window for easy cutting.
Dust-resistant matte finish ensures a clean look with uniform, natural light.
Run length > 10m, production length up to 30m.
5 years warranty, lifespan ≥ 50,000 hours, 1 Bin.

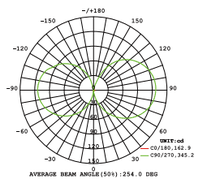

Light Distribution Curve
(24V, 10W, 4000K)

Dimensions

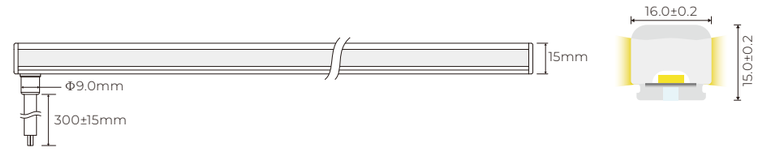

Basic Parameters

Model No.	ND-1615
Voltage	DC24V
Power(w/m)	5W/10W/15W
Storage Temperature	-25°C~60°C
Ambient Temperature	Tamin=-25℃, Tamax (Table below)

Output	Std Output
Power(w/m)	5W~15W
Max. Ambient tempt.(Tamax)	45°C

Single color

Single Color

Voltage	DC24 V
Circuit Design	CV/CC
Power(w/m)	5W/10W/15W
Max. Run Length(CC)	17m
Cutting Length	50mm

Parameters

CRI	CCT	lm/m	w/m	lm/w
>90	2700K±150	604	10	60.4
	3000K±150	617	10	61.7
	3500K±200	620	10	62.0
	4000K $^{+400}_{-200}$	638	10	63.8
	5000K $^{+500}_{-300}$	637	10	63.7
	6500K $^{+200}_{-600}$	636	10	63.6
--	Red	242	10	24.2
	Green	599	10	59.9
	Blue	121	10	12.1
	Yellow	181	10	18.1
	Orange	224	10	22.4
	Pink	524	10	52.4

Free Cut

Voltage	DC24 V
Circuit Design	CV/CC
Power(w/m)	10w
Max. Run Length	17m
Cutting Length	8.33mm

Parameters

CRI	CCT	lm/m	w/m	lm/w
>90	2700K±150	580	10	58.0
	3000K±150	600	10	60.0
	4000K±300	620	10	62.0
	5000K±400	610	10	61.0
	6500K±400	600	10	60.0

Tunable

CCT Tunable

Voltage	DC24 V
Circuit Design	CV
Power(w/m)	10w
Max. Run Length(CC)	5m
Cutting Length	62.5mm

Parameters

CRI	CCT	lm/m	w/m	lm/w
>90	2700K	294	5	58.7
	6000K	319	5	63.7
	2700K+6000K	609	10	60.9

RGB

RGB

Voltage	DC24 V
Circuit Design	CV
Power(w/m)	10w
Max. Run Length(CC)	5m
Cutting Length	83.3mm

Parameters

CRI	CCT	lm/m	w/m	lm/w
--	R	61	3.3	18.6
	G	224	3.3	68.0
	B	38	3.3	11.4
	RGB	327	10	32.7

RGBW

RGBW

Voltage	DC24 V
Circuit Design	CV
Power(w/m)	15w
Max. Run Length(CC)	5m
Cutting Length	83.3mm

Parameters

CRI	CCT	lm/m	w/m	lm/w
--	R	62	3.3	18.7
	G	232	3.3	70.4
	B	43	3.3	13.0
>90	3000K±150	304	5	60.7
	RGBW	626	15	41.7

Note:
- CV: Constant Voltage CC: Constant Current.
- Max. Run length refers to single side feed in serial connection.
- The given color temperature is the temperature of finished products.
- The given data are typical values. Due to tolerances of the production process and the electrical components,testing parameters can vary up to 10%.
- The Constant Current version supports PWM dimming, but the PWM frequency must be kept below 2kHz.

Cable Lead

End Cap & Cable Lead Option

Integral End Cap (IP67)



Front Cable Entry



Bottom End Cap



Closed End Cap

Accessory

Accessories



Aluminium Profile
Length: 1m/2m/3m

RECESSED NEON

Unique winged design for recessed installation, no profiles needed.

RECESSED T0606



Unique winged design with a 6mm slim luminous surface, ideal for recessed installation in indoor outlines and furniture, no profiles needed.
Tri-color silicone extrusion with a clear window for easy cutting.
High-density LED strip inside ensures uniform, glare-free light emission.
5 years warranty, lifespan ≥ 50,000 hours, 1 Bin.

Dimensions

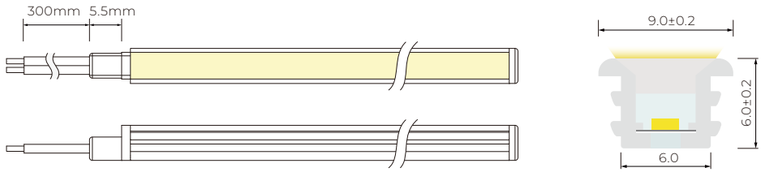

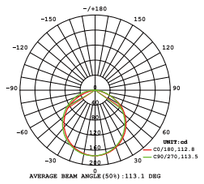

Light Distribution Curve
(24V, 10W, 4000K)

Basic Parameters

Model No.	NR-T0606
Voltage	DC24V
Power(w/m)	6W
Storage Temperature	-25°C~60°C
Ambient Temperature	Tamin=-25°C, Tamax (Table below)

Output	Std Output
Power(w/m)	3W~6W
Max. Ambient tempt.(Tamax)	-25°C~55°C

Single color

Single Color

Voltage	DC24 V
Circuit Design	CV
Power(w/m)	6W
Max. Run Length	5m
Cutting Length	25mm

Parameters

CRI	CCT	lm/m	w/m	lm/w
>90	1800K±100	288	6	48.0
	2400K±150	336	6	56.0
	2700K±150	378	6	63.0
	3000K±150	381	6	63.5
	3500K±200	378	6	63.0
	4000K±300	397	6	66.2
	5700K±400	372	6	62.0
--	Red	160	6	6.5
	Green	402	6	72.5
	Blue	85	6	14.2
	Yellow	119	6	11.4
	Orange	149	6	12.9

Note:
- CV: Constant Voltage CC: Constant Current.
- Max. Run length refers to single side feed in serial connection.
- The given color temperature is the temperature of finished products.
- The given data are typical values. Due to tolerances of the production process and the electrical components,testing parameters can vary up to 10%.
- The Constant Current version supports PWM dimming, but the PWM frequency must be kept below 2kHz.

Cable Lead

End Cap & Cable Lead Option

Solder Free End Cap (IP44)



Front Cable Entry



Closed End Cap

RECESSED T1212



12mm flat luminous surface with a unique winged design for recessed installation, no profiles needed.
Tri-color silicone extrusion with a clear window for easy cutting, IP44 waterproof.
Dust-resistant matte finish ensures a clean look with uniform, natural light.
Run length > 10m, production length up to 30m.
5 years warranty, lifespan ≥ 50,000 hours, 1 Bin.

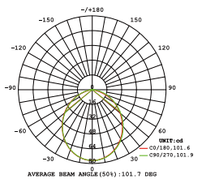

Light Distribution Curve
(24V, 10W, 4000K)

Dimensions

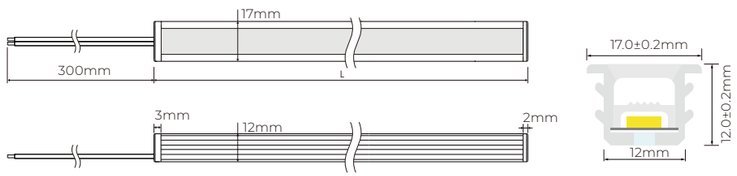

Basic Parameters

Model No.	NR-T1212
Voltage	DC24V
Power(w/m)	10W
Storage Temperature	-25°C~60°C
Ambient Temperature	Tamin=-25°C, Tamax (Tamax45°C)

Single color

Single Color

Voltage	DC24 V
Circuit Design	CV/CC
Power(w/m)	10W
Max. Run Length(CC)	13m
Cutting Length	50mm

Parameters

CRI	CCT	lm/m	w/m	lm/w
>90	2700K±150	514	10	51.4
	3000K±150	536	10	53.6
	4000K±300	571	10	57.1
	6500K±500	585	10	58.5
--	Red	247	10	24.7
	Green	603	10	60.3
	Blue	137	10	13.7
	Yellow	179	10	17.9
	Orange	251	10	25.1
	Pink	473	10	47.3

Free Cut

Voltage	DC24 V
Circuit Design	CV
Power(w/m)	10w
Max. Run Length	5m
Cutting Length	8.33mm

Parameters

CRI	CCT	lm/m	w/m	lm/w
>90	2700K±150	514	10	51.4
	3000K±150	536	10	53.6
	4000K±300	571	10	57.1
	6500K±400	585	10	58.5

Tunable

CCT Tunable

Voltage	DC24 V
Circuit Design	CV
Power(w/m)	10w
Max. Run Length	5m
Cutting Length	62.5mm

Parameters

CRI	CCT	lm/m	w/m	lm/w
>90	2700K	270	5	53.9
	6000K	302	5	60.4
	2700K+6000K	570	10	57.0

RGB

RGB

Voltage	DC24 V
Circuit Design	CV
Power(w/m)	10w
Max. Run Length	5m
Cutting Length	50mm

Parameters

CRI	CCT	lm/m	w/m	lm/w
--	R	55	3.3	16.7
	G	172	3.3	52.1
	B	33	3.3	9.9
	RGB	265	10	26.5

SPI
Digital

SPI RGB

Voltage	DC24 V
IC Model	WS2811
Power(w/m)	12.5
Pixels/m	10
Cutting Length	100mm

Parameters

CRI	CCT	lm/m	w/m	lm/w
--	R	62	4.8	13.0
	G	188	4.8	39.2
	B	34	4.8	7.1
	RGB	277	12.5	22.2

Note:
- CV: Constant Voltage CC: Constant Current.
- Max. Run length refers to single side feed in serial connection.
- The given color temperature is the temperature of finished products.
- The given data are typical values. Due to tolerances of the production process and the electrical components,testing parameters can vary up to 10%.
- The Constant Current version supports PWM dimming, but the PWM frequency must be kept below 2kHz.

Cable Lead

Cable Lead Option

Integral End Cap (IP44)

Front Cable Entry

Closed End Cap

RECESSED T1615



16mm flat luminous surface with a unique winged design for recessed installation, no profiles needed.
Tri-color silicone extrusion with a clear window for easy cutting, IP44 waterproof.
Dust-resistant matte finish ensures a clean look with uniform, natural light.
Run length > 10m, production length up to 30m.
5 years warranty, lifespan ≥ 50,000 hours, 1 Bin.

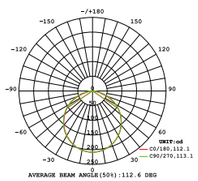

Light Distribution Curve
(24V, 10W, 4000K)

Dimensions

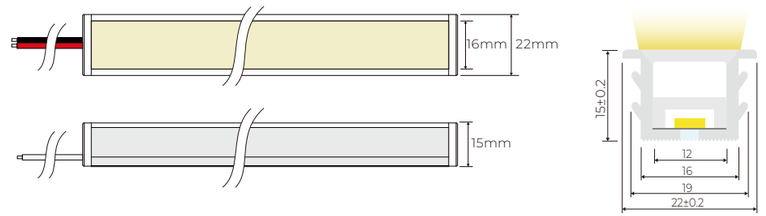

Basic Parameters

Model No.	NR-T1615
Voltage	DC24V
Power(w/m)	5W/10W/15W
Storage Temperature	-25°C~60°C
Ambient Temperature	Tamin=-25°C, Tamax (Tamax45°C)

Single color

Single Color

Voltage	DC24 V
Circuit Design	CC/CV
Power(w/m)	10w
Max. Run Length(CC)	17m
Cutting Length	50mm

Parameters

CRI	CCT	lm/m	w/m	lm/w
>90	2400K±150	488	10	48.8
	2600K±150	560	10	56
	3000K±150	607	10	60.7
	4100K±200	663	10	66.3
	6000K±300	630	10	63
--	R	256	10	25.6
	G	666	10	66.6
	B	157	10	15.7
	Yellow	198	10	19.8
	Orange	258	10	25.8
	Pink	576	10	57.6

Tunable

CCT Tunable

Voltage	DC24 V
Circuit Design	CV
Power(w/m)	10w
Max. Run Length	5m
Cutting Length	62.5mm

Parameters

CRI	CCT	lm/m	w/m	lm/w
>90	2700K	348	5	69.6
	6000K	366	5	73.2
	2700K+6000K	674	10	67.4

RGB

RGB

Voltage	DC24 V
Circuit Design	CV
Power(w/m)	10w
Max. Run Length	5m
Cutting Length	83.33mm

Parameters

CRI	CCT	lm/m	w/m	lm/w
--	R	71	3.3	21.5
	G	284	3.3	86.1
	B	56	3.3	17.0
	RGB	419	10	41.9

RGBW

RGBW

Voltage	DC24 V
Circuit Design	CV
Power(w/m)	10w
Max. Run Length	5m
Cutting Length	83.3mm

Parameters

CRI	CCT	lm/m	w/m	lm/w
--	R	57	2.5	22.8
	G	226	2.5	90.4
	B	48	2.5	19.2
>90	W: 3000K	177	2.5	70.8
	RGB	326	7.5	43.5
	RGBW	505	10	50.5

DMX 512 Digital

DMX512 RGB

Voltage	DC24 V
IC Model	SM17512
Power(w/m)	12
Pixel(PCS)	8
Cutting Length	125mm

Parameters

CRI	CCT	lm/m	w/m	lm/w
--	R	54	4	13.5
	G	200	4	50
	B	36	4	9
	RGB	277	12	23

Note:
- CV: Constant Voltage CC: Constant Current.
- Max. Run length refers to single side feed in serial connection.
- The given color temperature is the temperature of finished products.
- The given data are typical values. Due to tolerances of the production process and the electrical components,testing parameters can vary up to 10%.
- The Constant Current version supports PWM dimming, but the PWM frequency must be kept below 2kHz.

Cable Lead

End Cap & Cable Lead Option

Integral End Cap (IP44)



Front Cable Entry



Closed End Cap

RECESSED S0612



Unique winged design with a 6mm slim luminous surface, ideal for recessed installation in indoor outlines and furniture, no profiles needed.
Tri-color silicone extrusion with a clear window for easy cutting.
High-density LED strip inside ensures uniform, glare-free light emission.
5 years warranty, lifespan ≥ 50,000 hours, 1 Bin.

Dimensions

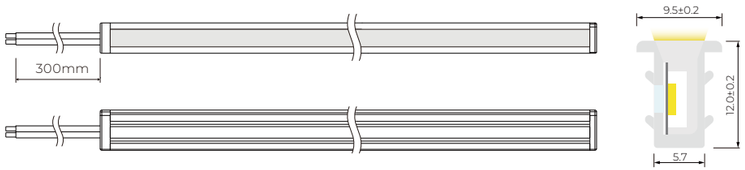

Basic Parameters

Model No.	NR-S0612
Voltage	DC24V
Power(w/m)	10W
Storage Temperature	-25°C~60°C
Ambient Temperature	Tamin=-25°C, Tamax (Tamax 45°C)

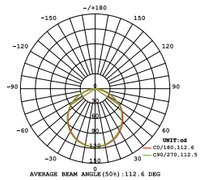

Light Distribution Curve
(24V, 10W, 4000K)

Single color

Single Color

Voltage	DC24 V
Circuit Design	CC/CV
Power(w/m)	10w
Max. Run Length(CC)	13m
Cutting Length	50mm

Parameters

CRI	CCT	lm/m	w/m	lm/w
>90	2700K±150	277	10	27.7
	3000K±150	282	10	28.2
	4000K±300	303	10	30.3
	6500K±500	312	10	31.2
--	Red	148	10	14.8
	Green	369	10	36.9
	Blue	86	10	8.6
	Yellow	106	10	10.6
	Orange	145	10	14.5
	Pink	270	10	27.0

Free Cut

Voltage	DC24 V
Circuit Design	CV
Power(w/m)	10w
Max. Run Length	5m
Cutting Length	8.33mm

Parameters

CRI	CCT	lm/m	w/m	lm/w
>90	2700K±150	300	10	30.0
	3000K±150	325	10	32.5
	4000K±300	348	10	34.8
	5000K±400	340	10	34.0
	6500K±400	325	10	32.5

Tunable

CCT Tunable

Voltage	DC24 V
Circuit Design	CV
Power(w/m)	10w
Max. Run Length(CC)	5m
Cutting Length	62.5mm

Parameters

CRI	CCT	lm/m	w/m	lm/w
>90	2700K	143	5	28.6
	6000K	157	5	31.4
	2700K+6000K	297	10	29.7

RGB

RGB

Voltage	DC24 V
Circuit Design	CV
Power(w/m)	10w
Max. Run Length(CC)	5m
Cutting Length	50mm

Parameters

CRI	CCT	lm/m	w/m	lm/w
--	R	28	3.3	8.4
	G	87	3.3	26.4
	B	16	3.3	4.8
	RGB	132	10	13.2

SPI
Digital

SPI RGB

Voltage	DC24 V
IC Model	WS2811
Power(w/m)	12.5W
Pixels/m	10
Cutting Length	100mm

Parameters

CRI	CCT	lm/m	w/m	lm/w
--	R	16	4.8	3.4
	G	45	4.8	9.3
	B	8	4.8	1.7
	RGB	94	12.5	7.5

Note:
- CV: Constant Voltage CC: Constant Current.
- Max. Run length refers to single side feed in serial connection.
- The given color temperature is the temperature of finished products.
- The given data are typical values. Due to tolerances of the production process and the electrical components,testing parameters can vary up to 10%.
- The Constant Current version supports PWM dimming, but the PWM frequency must be kept below 2kHz.

Cable Lead

Cable Lead Option

Integral End Cap (IP44)



Front Cable Entry



Closed End Cap

RECESSED S0817



Unique winged design for recessed installation with no profiles needed, combined with an arched structure and curved luminous surface for a wide beam angle.
Tri-color silicone extrusion with a clear window for easy cutting, IP44waterproof.
Dust-resistant matte finish ensures a clean look with uniform, natural light.
Run length > 10m, production length up to 30m.
5 years warranty, lifespan ≥ 50,000 hours, 1 Bin.

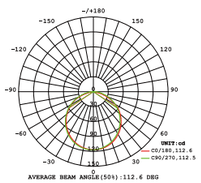

Light Distribution Curve
(24V, 10W, 4000K)

Dimensions

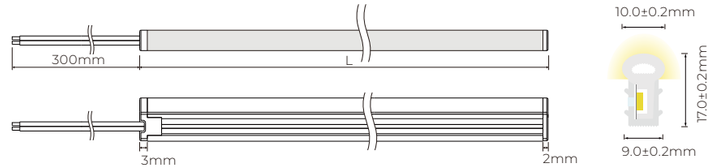

Basic Parameters

Model No.	NR-S0817
Voltage	DC24V
Power(w/m)	10W
Storage Temperature	-25°C~60°C
Ambient Temperature	Tamin=-25°C, Tamax (Tamax 45°C)

Single color

Single Color

Voltage	DC24 V
Circuit Design	CC/CV
Power(w/m)	10W
Max. Run Length(CC)	13m
Cutting Length	50mm

Parameters

CRI	CCT	lm/m	w/m	lm/w
>90	2700K±150	340	10	34.0
	3000K±150	359	10	35.9
	4000K±300	405	10	40.5
	6500K±500	394	10	39.4
--	Red	185	10	18.5
	Green	453	10	45.3
	Blue	105	10	10.5
	Yellow	138	10	13.8
	Orange	186	10	18.6
	Pink	347	10	34.7

Free Cut

Voltage	DC24 V
Circuit Design	CV
Power(w/m)	10W
Max. Run Length	5m
Cutting Length	8.33mm

Parameters

CRI	CCT	lm/m	w/m	lm/w
>90	2700K±150	346.2	10	34.6
	3000K±150	363.5	10	36.3
	4000K±300	380.8	10	38.1
	5000K±400	372.1	10	37.2
	6500K±400	363.4	10	36.3

Tunable

CCT Tunable

Voltage	DC24 V
Circuit Design	CV
Power(w/m)	10W
Max. Run Length	5m
Cutting Length	62.5mm

Parameters

CRI	CCT	lm/m	w/m	lm/w
>90	2700K	175.3	5	35.1
	6000K	197.5	5	39.5
	2700K+6000K	371.4	10	37.1

RGB

RGB

Voltage	DC24 V
Circuit Design	CV
Power(w/m)	10W
Max. Run Length	5m
Cutting Length	50mm

Parameters

CRI	CCT	lm/m	w/m	lm/w
--	R	37	3.3	11.1
	G	113	3.3	34.3
	B	20	3.3	6.2
	RGB	175	10	17.5

SPI Digital

SPI RGB

Voltage	DC24 V
IC Model	WS2811
Power(w/m)	12.5W
Pixel(PCS)	10
Cutting Length	100mm

Parameters

CRI	CCT	lm/m	w/m	lm/w
--	R	40	4.8	8.3
	G	121	4.8	25.1
	B	21	4.8	4.4
	RGB	177	12.5	14.2

Note:
- CV: Constant Voltage CC: Constant Current.
- Max. Run length refers to single side feed in serial connection.
- The given color temperature is the temperature of finished products.
- The given data are typical values. Due to tolerances of the production process and the electrical components,testing parameters can vary up to 10%.
- The Constant Current version supports PWM dimming, but the PWM frequency must be kept below 2kHz.

Cable Lead

Cable Lead Option

Integral End Cap (IP44)

Front Cable Entry

Closed End Cap

RECESSED S1220



12mm flat luminous surface with a unique winged design for recessed installation, no profiles needed.
Tri-color silicone extrusion with a clear window for easy cutting, IP44 waterproof.
Dust-resistant matte finish ensures a clean look with uniform, natural light.
Run length > 10m, production length up to 30m.
5 years warranty, lifespan ≥ 50,000 hours, 1 Bin.

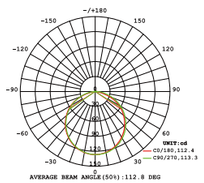

Light Distribution Curve
(24V, 10W, 4000K)

Dimensions

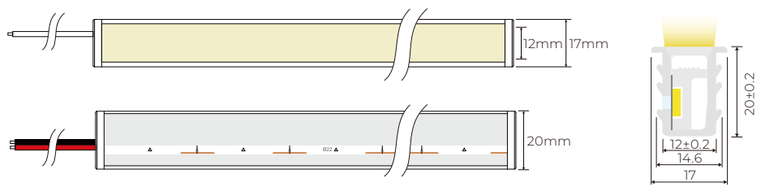

Basic Parameters

Model No.	NR-S1220
Voltage	DC24V
Power(w/m)	10W
Storage Temperature	-25°C~60°C
Ambient Temperature	Tamin=-25°C, Tamax (Tamax 45°C)

Single color

Single Color

Voltage	DC24 V
Circuit Design	CC/CV
Power(w/m)	10W
Max. Run Length(CC)	17m
Cutting Length	50mm

Parameters

CRI	CCT	lm/m	w/m	lm/w
>90	2400K $^{+150}_{-50}$	374	10	37.4
	2700K±100	365	10	36.5
	3000K±150	370	10	37
	4000K±200	407	10	40.7
--	5800K±300	378	10	37.8
	R	169	10	16.9
	G	427	10	42.7
	B	98	10	9.8
	Yellow	126	10	12.6
	Orange	167	10	16.7
	Pink	346	10	34.6

Free Cut

Voltage	DC24 V
Circuit Design	CV
Power(w/m)	10W
Max. Run Length	5m
Cutting Length	8.33mm

Parameters

CRI	CCT	lm/m	w/m	lm/w
>90	2700K±150	300	10	30.0
	3000K±150	325	10	32.5
	4000K±300	351	10	35.1
	5000K±400	330	10	33.0
	6500K±400	310	10	31.0

Tunable

CCT Tunable

Voltage	DC24 V
Circuit Design	CV
Power(w/m)	10W
Max. Run Length	5m
Cutting Length	62.5mm

Parameters

CRI	CCT	lm/m	w/m	lm/w
>90	2700K	226	5	45.2
	6000K	241	5	48.2
	2700K+6000K	462	10	46.2

RGB

RGB

Voltage	DC24 V
Circuit Design	CV
Power(w/m)	10W
Max. Run Length	5m
Cutting Length	83.33mm

Parameters

CRI	CCT	lm/m	w/m	lm/w
--	R	45	3.3	13.6
	G	173	3.3	52.4
	B	34	3.3	10.3
	RGB	254	10	25.4

RGBW

RGBW

Voltage	DC24 V
Circuit Design	CV
Power(w/m)	10w
Max. Run Length	5m
Cutting Length	83.3mm

Parameters

CRI	CCT	lm/m	w/m	lm/w
--	R	34	2.5	13.6
	G	132	2.5	52.8
	B	29	2.5	11.6
>90	W: 3000K	107	2.5	42.8
	RGB	195	7.5	26
	RGBW	302	10	30.2

DMX 512 Digital

DMX512 RGB

Voltage	DC24 V
IC Model	SM17512
Power(w/m)	12
Pixels/m	8
Cutting Length	125mm

Parameters

CRI	CCT	lm/m	w/m	lm/w
--	R	36	12	9
	G	128	12	32
	B	23	12	6
	RGB	178	12	15

Note:
- CV: Constant Voltage CC: Constant Current.
- Max. Run length refers to single side feed in serial connection.
- The given color temperature is the temperature of finished products.
- The given data are typical values. Due to tolerances of the production process and the electrical components,testing parameters can vary up to 10%.
- The Constant Current version supports PWM dimming, but the PWM frequency must be kept below 2kHz.

Cable Lead

End Cap & Cable Lead Option

Integral End Cap (IP44)



Front Cable Entry



Closed End Cap

AC230V NEON

Unique high-voltage design for direct mains connection, no LED driver needed, enabling longer connections and easier installation.

AC230V T1607



Dimensions

High-voltage design for direct mains connection, no LED driver needed, allowing longer connections and easier installation.
Run length up to 50m, production length up to 50m.
Dust-resistant matte finish ensures a clean look.
3 years warranty, lifespan ≥ 30,000 hours, 1 BIN

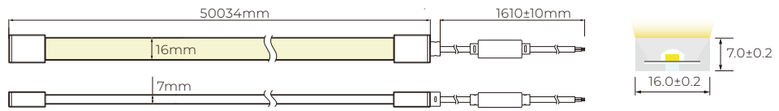

Basic Parameters

Model No.	NA-T1607
Voltage	AC230V
Power(w/m)	12W
Storage Temperature	-25°C~60°C
Ambient Temperature	Tamin=-25°C, Tamax (45°C)

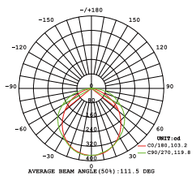

Light Distribution Curve
(230V, 10W, 4000K)

Single color

Single Color

Voltage	AC230
Circuit Design	AC
Power(w/m)	12W
Max. Run Length(CC)	50m
Cutting Length	100mm

Parameters

CRI	CCT	lm/m	w/m	lm/w
>90	1800K±100	575	12	47.9
	2400K±150	726	12	60.5
	2700K±150	810	12	67.5
	3000K±150	791	12	65.9
	3500K±200	840	12	70.0
	4000K±300	913	12	76.0
	5000K±400	863	12	71.9
	6500K±400	869	12	72.4

Note:
- Max. Run length refers to single side feed in serial connection.
- The given color temperature is the temperature of finished products.
- The given data are typical values. Due to tolerances of the production process and the electrical components,testing parameters can vary up to 10%.

Cable Lead

Cable Lead Option

Solder Free End Cap Without Screws (IP65)



Front Cable Entry



Closed End Cap

Silicone End Cap(IP65)



Front Cable Entry



Closed End Cap

Accessory

Accessories



PC Mounting clips
Length: 14mm

AC230V T1615



High-voltage design for direct mains connection, no LED driver needed, allowing longer connections and easier installation.
Run length up to 30m, production length up to 30m.
Dust-resistant matte finish ensures a clean look with uniform, natural light.
3 years warranty, lifespan ≥ 30,000 hours, 1 BIN

Dimensions

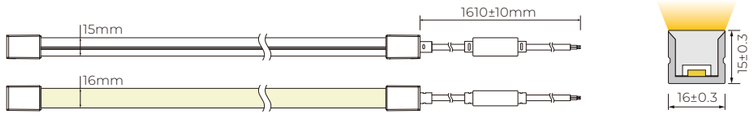

Basic Parameters

Model No.	NA-T1615
Voltage	AC230V
Power(w/m)	12W
Storage Temperature	-25°C~60°C
Ambient Temperature	Tamin=-25°C, Tamax (45°C)

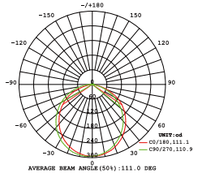

Light Distribution Curve
(230V, 10W, 4000K)

Single color

Single Color

Voltage	AC230
Circuit Design	AC
Power(w/m)	12W
Max. Run Length(CC)	30m
Cutting Length	100mm

Parameters

CRI	CCT	lm/m	w/m	lm/w
>90	1800K±100	476	12	39.7
	2400K±150	599	12	49.9
	2700K±150	644	12	53.7
	3000K±150	665	12	55.4
	3500K±200	693	12	57.8
	4000K±300	684	12	57.0
	5000K±400	689	12	57.4
	6500K±400	689	12	57.4

Note:
- Max. Run length refers to single side feed in serial connection.
- The given color temperature is the temperature of finished products.
- The given data are typical values. Due to tolerances of the production process and the electrical components,testing parameters can vary up to 10%.

Cable Lead

Cable Lead Option

Solder Free End Cap Without Screws (IP67)



Front Cable Entry



Closed End Cap

Accessory

Accessories

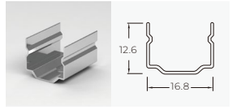

Stainless Steel Mounting clips
Length: 2cm

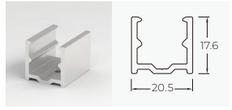

Aluminium Mounting clips
Length: 2cm

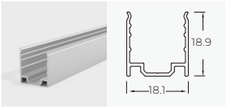

Aluminium Profile
Length: 1m/2m/3m

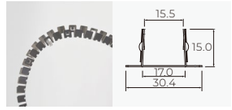

Curved Stainless
Steel mounting profile
Length: 0.5m

AC230V S1220



Dimensions

High-voltage design for direct mains connection, no LED driver needed, allowing longer connections and easier installation.
Run length up to 30m, production length up to 30m.
Dust-resistant matte finish ensures a clean look with uniform, natural light.
3 years warranty, lifespan ≥ 30,000 hours, 1 BIN

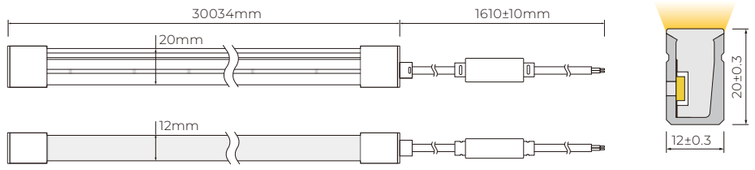

Basic Parameters

Model No.	NA-S1220
Voltage	AC230V
Power(w/m)	12W
Storage Temperature	-25°C~60°C
Ambient Temperature	Tamin=-25°C, Tamax (45°C)

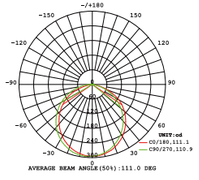

Light Distribution Curve
(230V, 10W, 4000K)

Single color

Single Color

Voltage	AC230
Circuit Design	AC
Power(w/m)	12W
Max. Run Length(CC)	30m
Cutting Length	100mm

Parameters

CRI	CCT	lm/m	w/m	lm/w
>90	1800K±100	349	12	29.1
	2400K±150	427	12	35.6
	2700K±150	487	12	40.6
	3000K±150	503	12	41.9
	3500K±200	521	12	43.4
	4000K±300	519	12	43.3
	5000K±400	529	12	44.1
	6500K±400	516	12	43.0

Note:
· Max. Run length refers to single side feed in serial connection.
· The given color temperature is the temperature of finished products.
· The given data are typical values. Due to tolerances of the production process and the electrical components,testing parameters can vary up to 10%.

Cable Lead

Cable Lead Option

Solder Free End Cap Without Screws (IP67)



Front Cable Entry



Closed End Cap

Accessory

Accessories



Stainless Steel Mounting clips
Length: 2cm

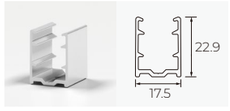

Aluminium Mounting clips
Length: 2cm

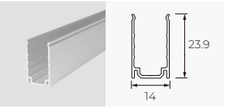

Aluminium Profile
Length: 1m/2m/3m

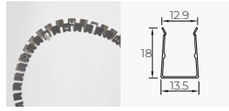

Curved Stainless
Steel mounting profile
Length: 0.5m

AC12V-24V NEON

Designed for seamless integration with existing 12V AC systems, ensuring effortless installation, ideal for retrofit lighting applications.

AC12-24V T1615



Seamlessly integrates with 12V AC systems for easy installation, perfect for retrofit lighting.
Made from Dow SILASTIC™ silicone with high transmission and an integrated extrusion process, featuring IP67 protection.
Resists hydrochloric acid, corrosion, flames, and UV yellowing through 9 rigorous tests.
Dust-resistant matte finish ensures a clean look with uniform, natural light.
3 years warranty, lifespan ≥30,000 hours, 1 BIN

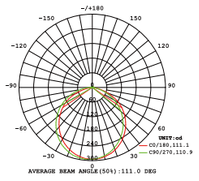

Light Distribution Curve
(12V, 10W, 4000K)

Dimensions

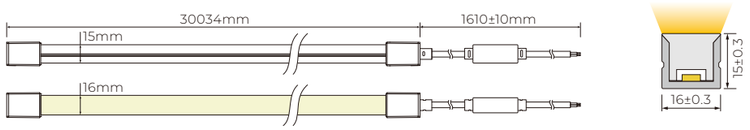

Basic Parameters

Model No.	NA-T1615
Voltage	AC12V
Power(w/m)	10W
Storage Temperature	-25°C~60°C
Ambient Temperature	Tamin=-25°C, Tamax (45°C)

Single color

Single Color

Voltage	AC12
Circuit Design	AC
Power(w/m)	10W
Max. Run Length(CC)	30m
Cutting Length	35.71mm

Parameters

CRI	CCT	lm/m	w/m	lm/w
>90	2700K±150	504	10	50.4
	3000K±150	525	10	52.5
	4000K±300	542	10	54.2
	5000K±400	524	10	52.4
	6500K±400	524	10	52.4

Note:
- Max. Run length refers to single side feed in serial connection.
- The given color temperature is the temperature of finished products.
- The given data are typical values. Due to tolerances of the production process and the electrical components,testing parameters can vary up to 10%.

Cable Lead

Cable Lead Option

Integral End Cap (IP67)


Front Cable Entry


Side Cable Entry


Bottom Cable Entry


Closed End Cap

Solder Free End Cap (IP67)


Front Cable Entry

Side Cable Entry

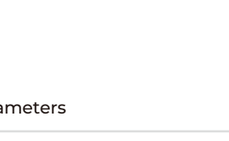
Bottom Cable Entry

Closed End Cap

Solder Free End Cap Without Screws (IP67)


Front Cable Entry


Side Cable Entry


Bottom Cable Entry


Closed End Cap

Silicone End Cap (IP67)


Front Cable Entry


Side Cable Entry


Bottom Cable Entry


Closed End Cap

Accessory

Accessories

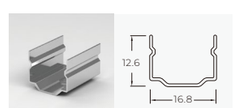

Stainless Steel Mounting clips
Length: 2cm

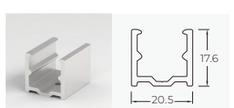

Aluminium Mounting clips
Length: 2cm

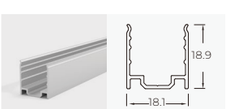

Aluminium Profile
Length: 1m/2m/3m

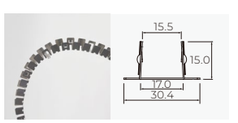

Curved Stainless
Steel mounting profile
Length: 0.5m

ECO NEON

Features Mini Cutting LED strip with an 8.3mm cutting unit, allowing precise customization for any installation length without dark areas. RTR (Reel to Reel) technology reduces solder joints, enhancing reliability and cost-efficiency.

ECO T1010



10mm wide luminous surface, slim and delicate.
Tri-color silicone extrusion with a clear window for easy cutting.
Dust-resistant matte finish ensures a clean, uniform, and natural light.
Features Mini Cutting LED strip with an 8.3mm cutting unit, allowing precise customization length.
RTR technology reduces solder joints, improving reliability and cost-efficiency.
5-year warranty, lifespan ≥ 50,000 hours, 1 Bin.

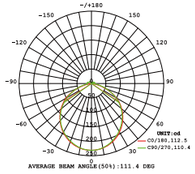

Light Distribution Curve
(24V, 10W, 4000K)

Dimensions

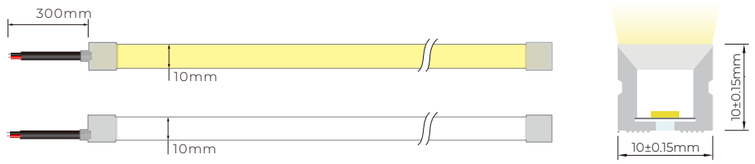

Basic Parameters

Model No.	NE-T1010
Voltage	DC24V
Power(w/m)	5w/10w
Storage Temperature	-25°C~60°C
Ambient Temperature	Tamin=-25°C, Tamax (Table below)

Output	Low Output	Std Output
Power(w/m)	5w	10w
Max. Ambient tempt.(Tamax)	55°C	45°C

Single color

Single Color

Voltage	DC24 V
Circuit Design	CV
Power(w/m)	10w
Max. Run Length	5m
Cutting Length	7.14mm

Parameters

CRI	CCT	lm/m	w/m	lm/w
>90	2700K	720	10	72
	3000K	730	10	73
	3500K	740	10	74
	4000K	750	10	75

Note:
- CV: ConstVoltant Voltage CC: Constant Current.
- Max. Run length refers to single side feed in serial connection.
- The given color temperature is the temperature of finished products.
- The given data are typical values. Due to tolerances of the production process and the electrical components,testing parameters can vary up to 10%.
- The Constant Current version supports PWM dimming, but the PWM frequency must be kept below 2kHz.

Cable Lead

End Cap & Cable Lead Option

Silicone End Cap (IP67)



Front Cable Entry



Side Cable Entry



Bottom Cable Entry



Closed end cap

Accessory

Accessories



Aluminium Profile
Length: 1m/2m/3m

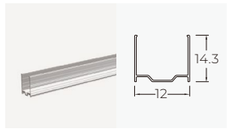

PC Profile
Length: 1m/2m/3m

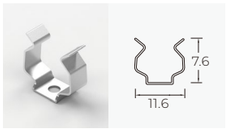

Stainless Steel Mounting clips
Length: 0.8cm

ECO 3D1615



15mm wide luminous surface, popular and robust.
Tri-color silicone extrusion with a clear window for easy cutting.
Dust-resistant matte finish ensures a clean, uniform, natural light.
Features Mini Cutting LED strip with 8.3mm units for precise length customization.
RTR technology reduces solder joints, enhancing reliability and cost-efficiency.
5-year warranty, lifespan ≥ 50,000 hours, 1 Bin.

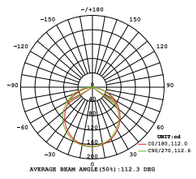

Light Distribution Curve
(24V, 10W, 4000K)

Dimensions

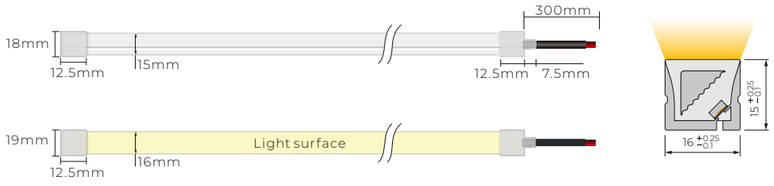

Basic Parameters

Model No.	NE-3D1615
Working Voltage	DC24V
Rated Power(w/m)	10w
Storage Temperature	-25°C~60°C
Ambient Temperature	Tamin=-25°C, Tamax (Table below)

Single color

Single Color

Voltage	DC24 V
Circuit Design	CV
Power(w/m)	10w
Max. Run Length	5m
Cutting Length	8.33mm

Parameters

CRI	CCT	lm/m	w/m	lm/w
>90	2700K	620	10	62
	3000K	630	10	63
	3500K	640	10	64
	4000K	650	10	65

Note:
- CV: ConstVoltant Voltage CC: Constant Current.
- Max. Run length refers to single side feed in serial connection.
- The given color temperature is the temperature of finished products.
- The given data are typical values. Due to tolerances of the production process and the electrical components,testing parameters can vary up to 10%.
- The Constant Current version supports PWM dimming, but the PWM frequency must be kept below 2kHz.

Cable Lead

Cable Lead Option

Integral End Cap (IP67)


Front Cable Entry


Side Cable Entry


Bottom Cable Entry


Closed End cap

Solder Free End Cap (IP67)


Front Cable Entry

Side Cable Entry


Bottom Cable Entry

Closed End cap

Solder Free End Cap Without Screws (IP67)


Front Cable Entry


Side Cable Entry


Bottom Cable Entry

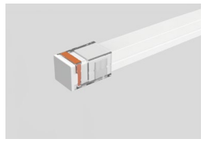
Closed End cap

Silicone End Cap (IP67)


Front Cable Entry


Side Cable Entry


Bottom Cable Entry


Closed End cap

Accessory

Accessories



Stainless Steel Mounting clips
Length: 2cm

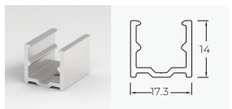

Aluminium Mounting clips
Length: 2cm

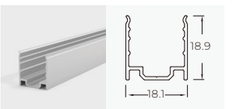

Aluminium Profile
Length: 1m/2m/3m



Curved Stainless
Steel mounting profile

ECO S0612



6mm wide luminous surface, slim and delicate.
Tri-color silicone extrusion with a clear window for easy cutting.
Dust-resistant matte finish ensures a clean, uniform, and natural light.
Features Mini Cutting LED strip with an 8.3mm cutting unit, allowing precise customization length.
RTR technology reduces solder joints, improving reliability and cost-efficiency.
5-year warranty, lifespan ≥ 50,000 hours, 1 Bin.

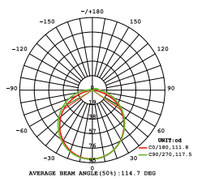

Light Distribution Curve
(24V, 10W, 4000K)

Dimensions

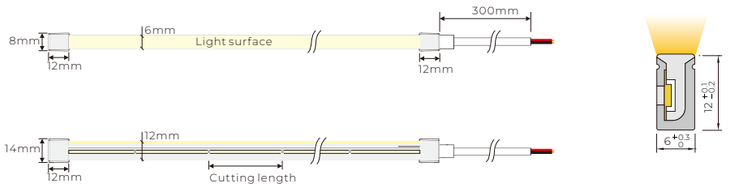

Basic Parameters

Model No.	NE-S0612
Voltage	DC24V
Power(w/m)	10w
Storage Temperature	-25°C~60°C
Ambient Temperature	Tamin=-25°C, Tamax (Table below)

Single color

Single Color

Voltage	DC24 V
Circuit Design	CV
Power(w/m)	10w
Max. Run Length	5m
Cutting Length	8.33mm

Parameters

CRI	CCT	lm/m	w/m	lm/w
>90	2700K	270	10	27
	3000K	280	10	28
	3500K	290	10	29
	4000K	300	10	30

Note:
- CV: ConstVoltant Voltage CC: Constant Current.
- Max. Run length refers to single side feed in serial connection.
- The given color temperature is the temperature of finished products.
- The given data are typical values. Due to tolerances of the production process and the electrical components,testing parameters can vary up to 10%.
- The Constant Current version supports PWM dimming, but the PWM frequency must be kept below 2kHz.

Cable Lead

End Cap & Cable Lead Option

Silicone End Cap (IP67)



Front Cable Entry



Side Cable Entry



Bottom Cable Entry



Closed End cap

Integral End Cap (IP44)

Front Cable Entry

Closed End cap

Accessory

Accessories

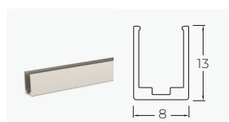

Aluminium Profile
Length: 1m/2m/3m

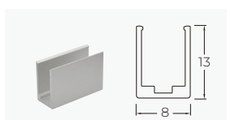

Aluminium Mounting clips
Length: 2cm



Stainless Steel Mounting clips
Length: 2cm



Curved Stainless Steel mounting profile

ECO S1220



12mm wide luminous surface, popular and robust.
Tri-color silicone extrusion with a clear window for easy cutting.
Dust-resistant matte finish ensures a clean, uniform, natural light.
Features Mini Cutting LED strip with 8.3mm units for precise length customization.
RTR technology reduces solder joints, enhancing reliability and cost-efficiency.
5-year warranty, lifespan ≥ 50,000 hours, 1 Bin.

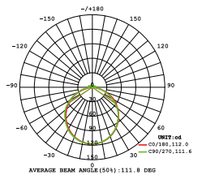

Light Distribution Curve
(24V, 10W, 4000K)

Dimensions

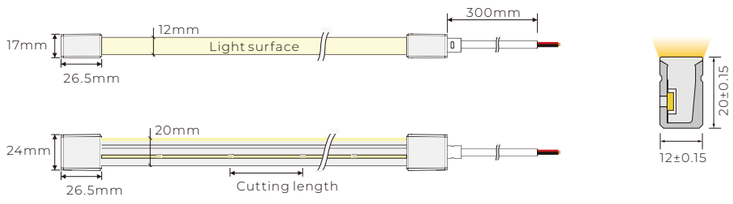

Basic Parameters

Model No.	NE-S1220
Voltage	DC24V
Power(w/m)	10w
Storage Temperature	-25°C~60°C
Ambient Temperature	Tamin=-25°C, Tamax (Table below)

Single color

Single Color

Voltage	DC24 V
Circuit Design	CV
Power(w/m)	10w
Max. Run Length	5m
Cutting Length	8.33mm

Parameters

CRI	CCT	lm/m	w/m	lm/w
>90	2700K	420	10	42
	3000K	430	10	43
	3500K	440	10	44
	4000K	450	10	45

Note:
- CV: ConstVoltant Voltage CC: Constant Current.
- Max. Run length refers to single side feed in serial connection.
- The given color temperature is the temperature of finished products.
- The given data are typical values. Due to tolerances of the production process and the electrical components,testing parameters can vary up to 10%.
- The Constant Current version supports PWM dimming, but the PWM frequency must be kept below 2kHz.

Cable Lead

Cable Lead Option

Integral End Cap(IP67)


Front Cable Entry


Side Cable Entry


Bottom Cable Entry


Closed End cap

Solder Free End Cap(IP67)


Front Cable Entry


Side Cable Entry


Bottom Cable Entry


Closed End cap

Solder Free End Cap Without Screws (IP67)


Front Cable Entry


Side Cable Entry


Bottom Cable Entry

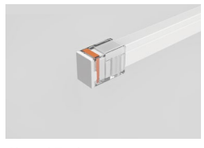
Closed End cap

Silicone End Cap(IP67)


Front Cable Entry


Side Cable Entry


Bottom Cable Entry


Closed End cap

Accessory

Accessories

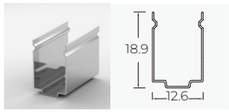

Stainless Steel Mounting clips
Length: 2cm

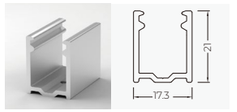

Aluminium Mounting clips
Length: 2cm

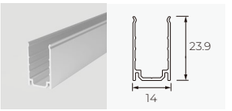

Aluminium Profile
Length: 1m/2m/3m



Curved Stainless
Steel mounting profile

SKYLINE NEON

SKYLINE is a creative 3D lighting solution with flexible installation options. It can be configured as black neon or double-sided LED neon, enhancing the space's charm and creating a cool, attractive atmosphere.

SKYNEON DUAL 1815



Unique design with double-sided light emitting for creative 3D space lighting, perfect for adding a cool, stylish touch to any environment.
Available in both black and white finishes to suit various design needs. Flexible installation with an anti-gravity design, featuring internal steel wire to stay straight in the air. Dust-resistant matte finish ensures a clean look with uniform, natural light. 5-year warranty, lifespan ≥ 50,000 hours, 1 BIN.

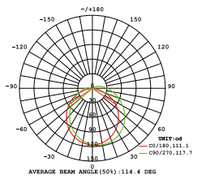

Light Distribution Curve
(24V, 10W, 4000K)

Dimensions

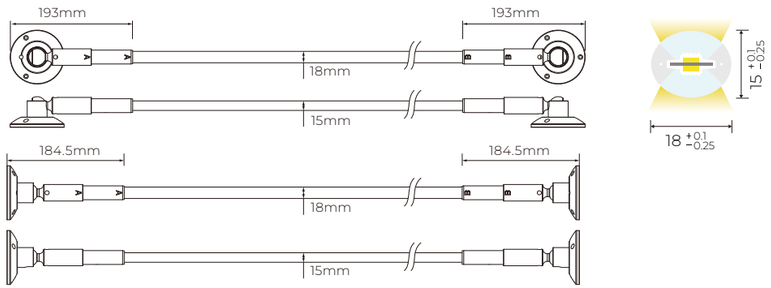

Basic Parameters

Model No.	NK-D1815
Voltage	DC24V
Power(w/m)	5W/10W
Storage Temperature	-25°C~55°C
Ambient Temperature	Tamin=-25°C, Tamax (Tamax 45°C)

Single color

Single Color

Voltage	DC24 V
Circuit Design	CV
Power(w/m)	5W/10W
Max. Run Length	5m
Cutting Length	25mm

Parameters

CRI	CCT	lm/m	w/m	lm/w
>90	1800K±100	346	10	34.6
	2400K±150	420	10	42.0
	2700K±150	460	10	46.0
	3000K±150	466	10	46.6
	3500K±200	464	10	46.4
	4000K±300	495	10	49.5
	5000K±400	492	10	49.2
	5700K±400	460	10	46.0
--	Red	190	10	19.0
	Green	560	10	56.0
	Blue	102	10	10.2
	Yellow	128	10	12.8
	Orange	138	10	13.8
	Pink	438	10	43.8

Tunable

CCT Tunable

Voltage	DC24 V
Circuit Design	CV
Power(w/m)	10w
Max. Run Length	5m
Cutting Length	62.5mm

Parameters

CRI	CCT	lm/m	w/m	lm/w
>90	2700K	205	5	41.0
	6000K	189	5	37.7
	2700K+6000K	392	10	39.2

RGB

RGB

Voltage	DC24 V
Circuit Design	CV
Power(w/m)	10w
Max. Run Length	5mm
Cutting Length	50mm

Parameters

CRI	CCT	lm/m	w/m	lm/w
--	R	34	3.3	10.3
	G	119	3.3	36.2
	B	18	3.3	5.6
	RGB	186	10	18.6

SPI
Digital

Digital SPI

Voltage	DC12 V
IC Model	UCS1903
Power(w/m)	13
Pixels/m	100
Cutting Length	10mm

Parameters

CRI	CCT	lm/m	w/m	lm/w
--	R	42	4.5	1.6
	G	109	4.5	4.2
	B	23	4.5	0.9
	RGB	166	11.5	6.4

Note:
- CV: ConstVoltant Voltage CC: Constant Current.
- Max. Run length refers to single side feed in serial connection.
- The given color temperature is the temperature of finished products.
- The given data are typical values. Due to tolerances of the production process and the electrical components,testing parameters can vary up to 10%.
- The Constant Current version supports PWM dimming, but the PWM frequency must be kept below 2kHz.

Accessory

Accessories



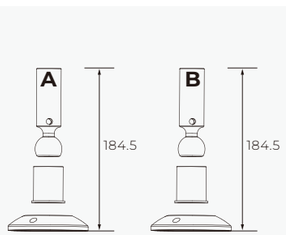

SKYNEON BLACK 1815



Unique black design for creative 3D space lighting, perfect for adding a cool, stylish touch to any environment.
Flexible installation with an anti-gravity design, featuring internal steel wire to stay straight in the air.
Dust-resistant matte finish ensures a clean look with uniform, natural light.
5-year warranty, lifespan ≥ 50,000 hours, 1 BIN.

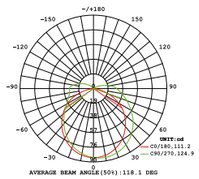

Light Distribution Curve
(24V, 10W, 4000K)

Dimensions

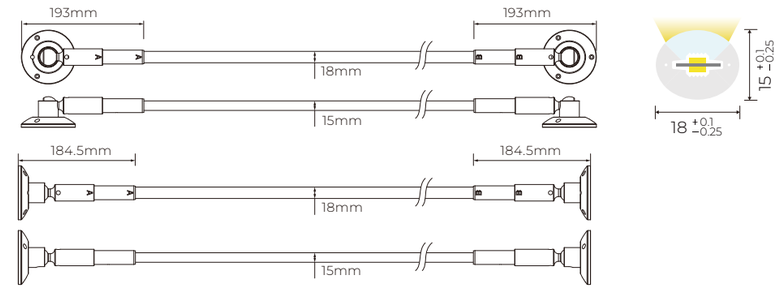

Basic Parameters

Model No.	NK-1815B
Voltage	DC24V
Power(w/m)	5W/10W
Storage Temperature	-25°C~60°C
Ambient Temperature	Tamin=-25°C, Tamax (Tamax 45°C)

Single color

Single Color

Voltage	DC24 V
Circuit Design	CV
Power(w/m)	5W/10W
Max. Run Length	5m
Cutting Length	50mm

Parameters

CRI	CCT	lm/m	w/m	lm/w
>90	1800K±100	78	10	7.8
	2400K±150	98	10	9.8
	2700K±150	98	10	9.8
	3000K±150	96	10	9.6
	3500K±200	107	10	10.7
	4000K±300	105	10	10.5
	5000K±400	103	10	10.3
	6000K±400	105	10	10.5
--	Red	39	10	3.9
	Green	95	10	9.5
	Blue	19	10	1.9
	Yellow	26	10	2.6
	Orange	32	10	3.2
	Pink	89	10	8.9

Tunable

CCT Tunable

Voltage	DC24 V
Circuit Design	CV
Power(w/m)	10w
Max. Run Length	5m
Cutting Length	62.5mm

Parameters

CRI	CCT	lm/m	w/m	lm/w
>90	2700K	51	5	10.2
	6000K	53	5	10.6
	2700K+6000K	104	10	10.4

RGB

RGB

Voltage	DC24 V
Circuit Design	CV
Power(w/m)	10w
Max. Run Length	5mm
Cutting Length	50mm

Parameters

CRI	CCT	lm/m	w/m	lm/w
--	R	9	3.3	2.7
	G	30	3.3	9.0
	B	4	3.3	1.2
	RGB	42	10	4.2

SPI Digital

Digital SPI

Voltage	DC24 V
IC Model	UCS1903
Power(w/m)	13
Pixels/m	100
Cutting Length	10mm

Parameters

CRI	CCT	lm/m	w/m	lm/w
--	R	7	13	0.5
	G	20	13	1.5
	B	4	13	0.3
	RGB	30	13	2.3

Note:

- CV: ConstVoltant Voltage CC: Constant Current.
- Max. Run length refers to single side feed in serial connection.
- The given color temperature is the temperature of finished products.
- The given data are typical values. Due to tolerances of the production process and the electrical components,testing parameters can vary up to 10%.
- The Constant Current version supports PWM dimming, but the PWM frequency must be kept below 2kHz.

Accessory

Accessories

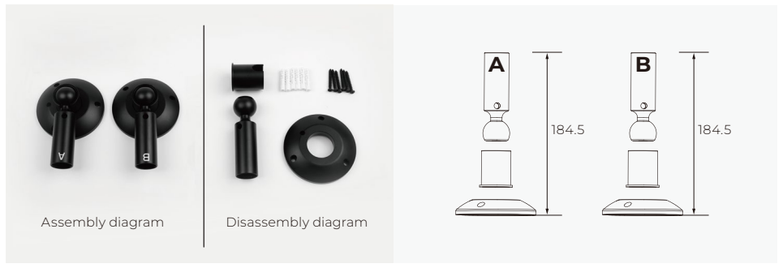

NEON SAMPLE KIT

The LED Neon Sample Kit is a portable collection of popular neon models, powered by 5VDC via Type-C or DC adapter, making it easy to carry and showcase to clients anytime, anywhere.



LED STRIP

LED strips are available in two main types: COB and SMD. Each offers unique features like 'Single Color', 'Tunable White', RGBX, and Pixel, etc., allowing users to choose the right product based on their project’s needs for functionality, application, or budget.

COLOR CONSISTENCY

▶ Color temperature control

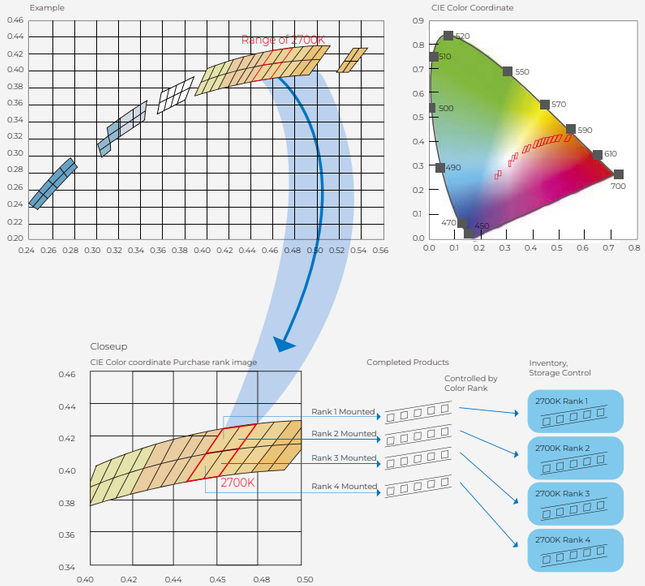

SDCM<3-Step

Only a single Bin is chosen from the LED packages for each and every customer order. After machine selection, all LEDs undergo an additional visual inspection. Every order comes with both document records and actual LED samples for comparison. Custom colors are available, as we have our own LED packaging facilities.

Please be aware that some of the color temperatures of products sold by deviate from industry standards to meet specific customer needs. For these cases, has established its own guidelines.

Light color consistency is a crucial measure of LED strip quality, and the quality of the LED source is determined by its components. Each step in the manufacturing of LED components, such as phosphor ratio control, glue dispensing, sorting, SMT, and testing, is strictly controlled. To ensure that we deliver flawless products to our customers, inspections and comparisons of color consistency are performed. Below are the key steps:

Step 1

First, inspect the appearance of the LED chip to ensure the surface is clean, free of stains and spots, and that there is no bridging in the solder.



Step 2

Second, place the finished product on the testing shelf and turn on the lights to identify defects such as dead LEDs, poor soldering, cracked glue, and excessive brightness.



Step 3

Third, cover the LED source with a PMMA board and observe the color of the finished products. Compare the color with the initial sample to ensure color consistency. Mark any defective products with labels.



Step 4

Fourth, any defective products will be returned for analysis and repair.



FULL SPECTRUM

Fidelity Index (Rf) Based On The Tm-30

TM-30 is an advanced method developed by the IES for evaluating the color rendering capabilities of white light sources. Unlike CRI and extended CRI, which use 8 and 15 color samples respectively, TM-30 employs 99 color samples in its calculations. This provides a much more reliable and statistically representative metric for assessing a light source's ability to accurately render colors. Similar to CRI, the highest possible score for the fidelity index (Rf) under TM-30 is 100.

Full Color Gamut (Rg) As Per Tm-30-15

In addition to offering a more accurate measure of color fidelity, the TM-30 method introduces another aspect of color quality through the Gamut Index (Rg). This index reveals the range of colors a white light source can produce through reflection. A score near 100 indicates that the light source reproduces colors with saturation levels similar to those produced by an incandescent bulb (2700K) or daylight (5600K/6500K). For LEDs with good color quality, Rg typically falls between 80 and 120, with higher scores indicating greater saturation levels.



CRI>95





Violet Chip Full Spectrum (Natural Light Series)

CRI UP TO 98

Closely resembling the spectrum of natural sunlight, this lighting technology enhances the colors of objects, making them appear as they would under natural light. The product features high color fidelity with an Rf score above 98 and strong color saturation, evidenced by an Rg score of at least 100. Furthermore, it minimizes harmful blue light, offering a healthier lighting solution.

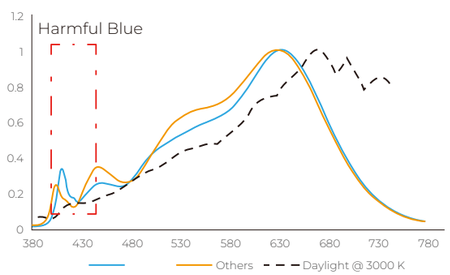

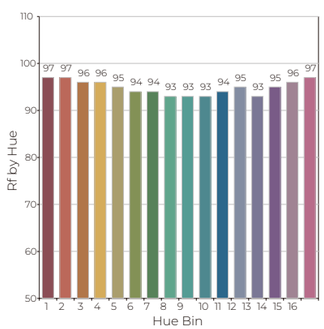

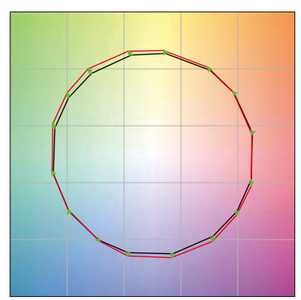

COLOR TEMPERATURE

Various color temperatures allow you to select the ideal light source for different environments as needed.



Sunrise	Morning	Noon	Afternoon	Sunset
<2000K	3500-4500K	5500-6500K	3500-4500K	<2000K

CSP VS COB VS SMD STRIP

Items	CSP	COB	SMD
Structure	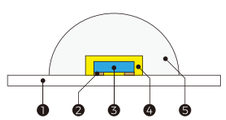	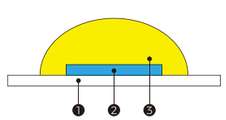	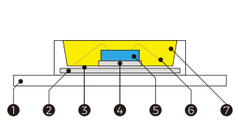
Structure	CSP LED ❶ FPCB ❷ Metal plate ❸ Chip ❹ Phosphor glue ❺ Silicone	❶ FPCB ❷ Chip ❸ Phosphor glue	SMD LED ❶ FPCB board ❷ Frame ❸ Electrode ❹ Ag paste ❺ Chip ❻ Gold wire ❼ Phosphor glue
Production Process	The CSP LEDs are mounted on the flexible PCB and coated with a milky silicone layer.	The blue chips are bonded to a flexible PCB and coated with phosphor glue.	The SMD LEDs are mounted on the flexible PCB
Color Consistency	★★★	★★	★★★★
Efficiency	★★	★★	★★★
Anti-bending Resistance	★★★★	★★	★★★
Brightness per LED	★★	★★	★★★★
Vulcanization Resistance	★★★★	★★★★	★★
Application Suggestion	Ideal for applications requiring high-quality white or mixed color linear lighting.	Offers higher production efficiency and cost benefits for linear white lighting.	Perfect for lighting applications that demand high efficiency and brightness.

R2R VS S2S STRIP

The reel-to-reel process uses a complete set of equipment to produce entire rolls up to 25 meters long, with few or no solder joints. In contrast, the sheet-to-sheet process has solder joints every 0.5 meters on the flexible PCB.

Items	R2R*	S2S*
Image	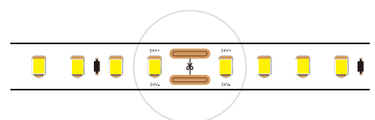	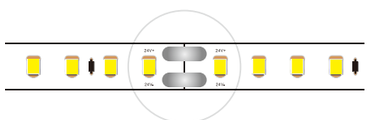
Sodering Points	Few Per Reel	Every 0.5m
Risk Of Broken	Ultra Low	Low
Size Accuracy	★★★	★★
Production Efficiency	★★★	★
Cost Effective	★★★	★

*R2R:Reel to reel, S2S: sheet to sheet

IC VS RESISTOR STRIP

Items	Resistor	IC
Image		
Brightness Consistency	No	Yes
Power Accuracy	★★	★★★
Working Length	★★	★★★
Life Span	★★	★★★
Price Competitive	★★★	★★

IP APPLICATIONS

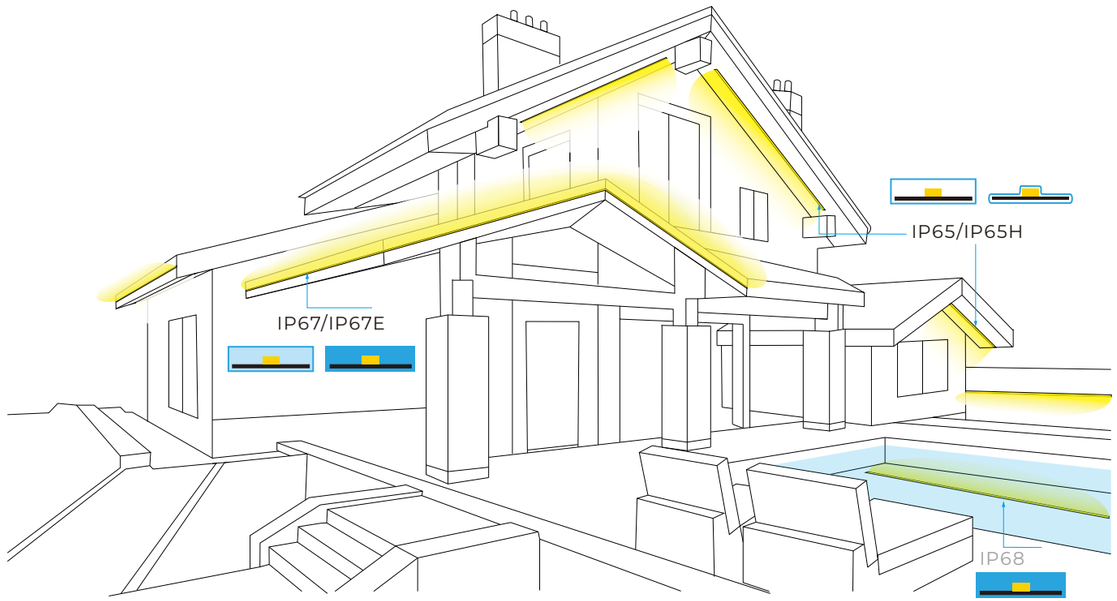

IP PROCESS

IP Rate	Structure	Description	Application
IP20	Bare Led Strip	Non-waterproof	Indoor Use
IP52	Silicone Led Strip	Silicone Coating	Damp Environments E.g. Kitchen, Bathroom
IP65H	Empty Inside Heat Shrink Tube Led Strip	Heat Shrink Tube	Semi-outdoor Raining Environments E.g. Porch, Eaves
IP65	Silicone Tube Empty Inside Led Strip	Silicone Tube	Semi-outdoor Raining Environments E.g. Porch, Eaves
IP65E	Silicone Tube Empty Inside Led Strip	Silicone Tube Extrusion	Semi-outdoor Raining Environments E.g. Porch, Eaves
IP67	Silicone Tube Silicone Inside Led Strip	Silicone Filling	Outdoor Use
IP67E	Silicone Extrusion Led Strip	Silicone Extrusion	Outdoor Use
IP68	PU Extrusion Led Strip	PU Extrusion	Under Water Within 2 Meters Deep.



CUSTOMIZATION

BIN

ONE BIN ONLY

Available to customize one specific BIN or various BIN

CABLE

m/reel

Available to customize cable type or length within the technology supporting range

POWER

Power

Available to customize power(wattage) within the technology supporting range

REEL & BAG

Anti-static Bag

Available to customize reel and anti-static bag

CRI

CRI

Available to customize CRI range

CONNECTOR

Connector

Available to customize connector for all IP grade

PCB

PCB

Available to customize size and thickness, also could print with color LOGO on PCB

PACKING

Packing

Available to customize the special packaging

COLOR

Available to customize specific color or wavelength

LABEL

Label

Available to customize label

LENGTH

m/reel

Available to customize the length within the technology supporting range

LED STRIP SOLUTION

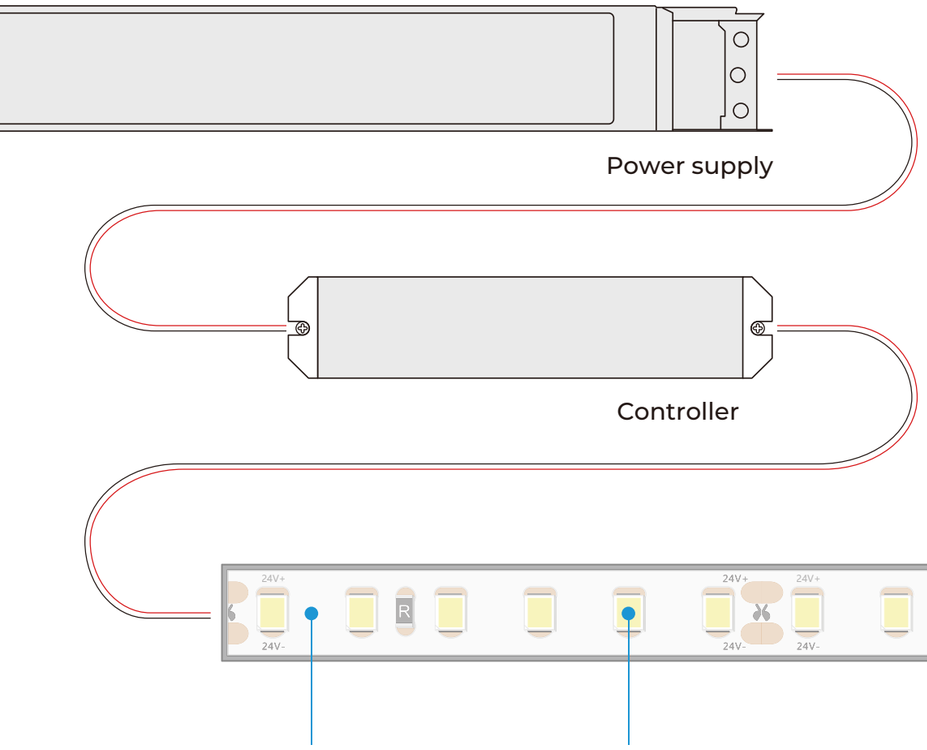

Connector

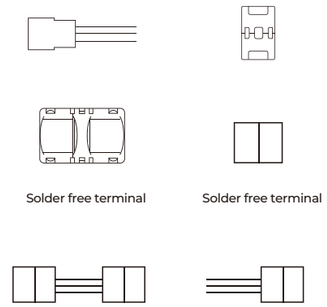

Cables



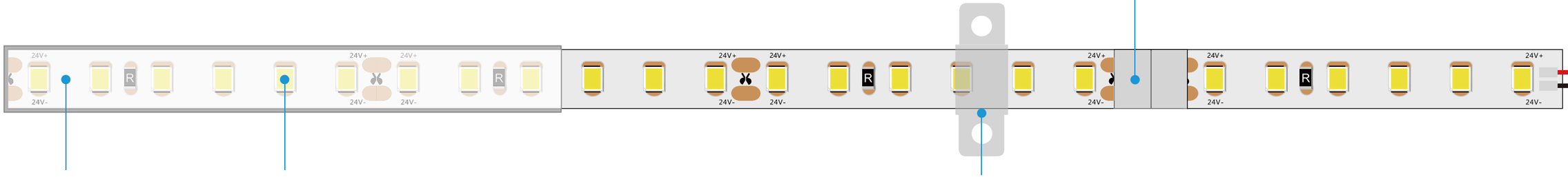

LED Strip



LY120-S2835-12V-8mm



LY160-S2835-24V-8mm

Various models available, customize your LED strip as needed

LED

CRI > 80 | CRI > 90 | CRI > 95

1900 K | 2300 K | 2700 K | 3000 K | 3500 K | 4000 K | 5000 K | 6000 K | R | G | B

ONE BIN
SDCM<3

Various options, optional ordering, Customizable CCT & BIN

Installation

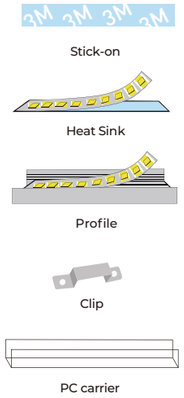

Package

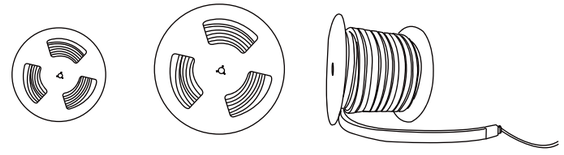

Environmentally friendly packaging

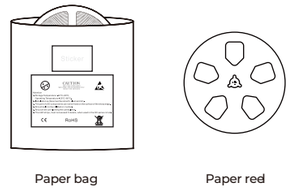

ORDERING CODE

Product — Customization

LY 120 - S2835 W27 - B24 - CRI90 - IP67 - 30 D - 500

1 2 3 4 5 6 7 8 9 10 11

Simple steps, comprehensively open for personal product customization

	Code 1
	LY

Number of LEDs	Code 2
60leds/m	60
120leds/m	120

LED Type	Code 3
SMD2835	S2835

CCT/Color	Code 4
2700K	W27
3000K	W30
4000K	W40
6000K	W60
Red	R
Green	G
Blue	B
Tunable White	TW
RGB	RGB
RGBW	RGBW
RGBTW	RGBTW

PCB Color	Code 5
White	W
Black	B

Input Voltage	Code 6
12V	12
24V	24

CRI	Code 7
CRI>80	CRI80
CRI>90	CRI90

IP Rating	Code 8
None waterproof	IP20
Silicone coating	IP52
Nano coating	IP65N (Indoor or 45° shelter outdoor)
Heat shrink tube	IP65H
Silicone tube	IP65
Silicone tube extrusion	IP65E
Silicone filling	IP67
Silicone extrusion	IP67E
PU extrusion	IP67U

Wire Length	Code 9
30CM	30
50CM	50
100CM	100

Entry Cable	Code 10
One end	S
Dual end	D

Strip Length	Code 11
5m/reel	500
10m/reel	1000
15m/reel	1500
50m/reel	5000

WIRE RECOGNITION

COLOR	PIN	Wire	Color indication	Wiring instructions
White	2PIN			Red: V+ Black: V-
CCT	3PIN			Black: V+ White: W- Yellow: C-
RGB	4PIN			Black: V+ Red: R- Green: G- Blue: B-
RGBW	5PIN			Black: V+ Red: R- Green: G- Blue: B- White: W-
RGBCCT	6PIN	/		Black: V+ Red: R- Green: G- Blue: B- White: W- Yellow: C-
SPI	3PIN		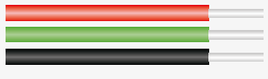	Red: V+ Green: DAT Blue: GND
DMX	5PIN			Black: DAT Red: V+ Green: PI Blue: A/DAT+ White: B/DAT-

COB PLUS

COB PLUS combines the advantages of LED neon and LED strips. Available in widths of 8mm, 10mm, 12mm, and 14mm. Provides consistent light output for a smooth, clean appearance. IP65 protection makes it suitable for both indoor and semi-outdoor environments. DIY connectors make it easy to cut and re-connect the COB PLUS on-site.

COB PLUS 8



Dimensions

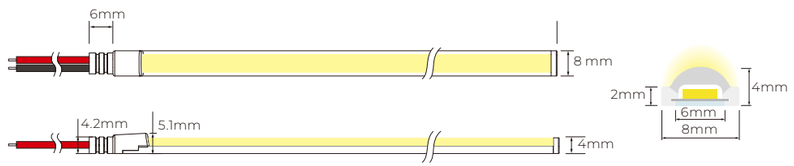

Basic Parameters

Model No.	COB PLUS 8
Voltage	DC24V
Power(w/m)	5w/10w
Storage Temperature	-25°C~60°C
Ambient Temperature	Tamin=-25°C, (Table below)

Output	Low Output	High Output
Power(w/m)	5w	10w
Max. Ambient tempt.(Tamax)	55°C	45°C

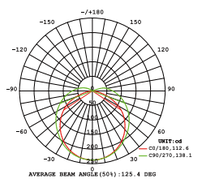

Light Distribution Curve
(24V, 10W, 4000K)

Single color

Single Color

Voltage	DC24 V
Circuit Design	CV
Power(w/m)	5W/10W
Max. Run Length(CC)	5m
Cutting Length	50mm

Parameters

CRI	CCT	lm/m	w/m	lm/w
>90	2400	1010	10	101
	2700	1019	10	101.9
	3000	1046	10	104.6
	3500	1130	10	113
	4000	1077	10	107.7
	5000	1028	10	102.8
	6500	1056	10	105.6
--	R	293	10	29.3
	G	685	10	68.5
	B	134	10	13.4
	Yellow	223	10	22.3
	Orange	274	10	27.4
	Pink	602	10	60.2

Note:
- CV: Constant Voltage
- Max. Run length refers to single side feed in serial connection.
- The given color temperature is the temperature of finished products.
- The given data are typical values. Due to tolerances of the production process and the electrical components,testing parameters can vary up to 10%.

Cable Lead

Cable Lead Option

Integral End Cap (IP65)

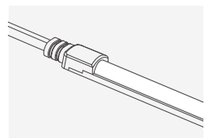

Front Cable Entry

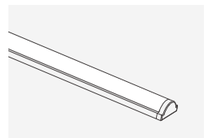

Closed End Cap

Accessory

Accessories



PC Clip
Length: 2cm



Aluminium Profile
Length: 1m/2m/3m



End Cap



Closed End Cap

COB PLUS 10



Dimensions

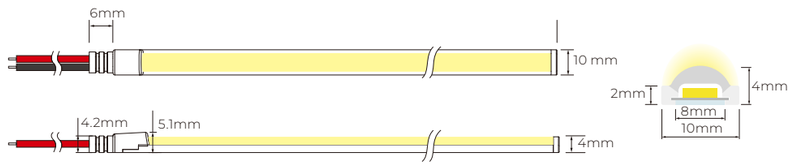

Basic Parameters

Model No.	COB PLUS 10
Voltage	DC24V
Power(w/m)	5w/10w
Storage Temperature	-25°C~60°C
Ambient Temperature	Tamin=-25°C, (Table below)

Output	Low Output	High Output
Power(w/m)	5w	10w
Max. Ambient tempt.(Tamax)	55°C	45°C

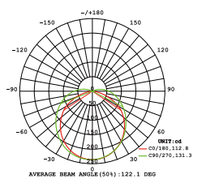

Light Distribution Curve
(24V, 10W, 4000K)

Single color

Single Color

Voltage	DC24 V
Circuit Design	CV
Power(w/m)	5W/10W
Max. Run Length	5m
Cutting Length	25mm

Parameters

CRI	CCT	lm/m	w/m	lm/w
>90	2400K	815	10	81.5
	2700K	822	10	82.2
	3000K	829	10	82.9
	3500K	918	10	91.8
	4000K	866	10	86.6
	5000K	869	10	86.9
	6500K	886	10	88.6
--	R	308	10	30.8
	G	707	10	70.7
	B	137	10	13.7
	Yellow	226	10	22.6
	Orange	278	10	27.8
	Pink	567	10	56.7

Tunable

CCT Tunable

Voltage	DC24 V
Circuit Design	CV
Power(w/m)	10w
Max. Run Length	5m
Cutting Length	83.3mm

Parameters

CRI	CCT	lm/m	w/m	lm/w
>90	2700K	415	5	83.0
	6000K	418	5	83.6
	2700K+6000K	826	10	82.6

RGB

RGB

Voltage	DC24 V
Circuit Design	CV
Power(w/m)	10w
Max. Run Length	5m
Cutting Length	50mm

Parameters

CRI	CCT	lm/m	w/m	lm/w
--	R	60	10	18.2
	G	176	10	53.3
	B	32	10	9.7
	RGB	268	10	26.8

SPI
Digital

Digital SPI

Voltage	DC5 V
IC Model	UCS1903
Power(w/m)	8W
Pixel(PCS)	100
Cutting Length	10mm

Parameters

CRI	CCT	lm/m	w/m	lm/w
--	R	19.8	8	7.4
	G	59.3	8	22.2
	B	11.5	8	4.3
	RGB	87.3	8	10.9

Note:

- CV: Constant Voltage
- Max. Run length refers to single side feed in serial connection.
- The given color temperature is the temperature of finished products.
- The given data are typical values. Due to tolerances of the production process and the electrical components,testing parameters can vary up to 10%.

Cable Lead

Cable Lead Option

Integral End Cap (IP65)

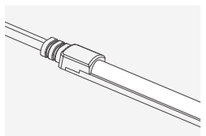

Front Cable Entry

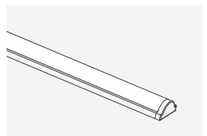

Closed End Cap

Accessory

Accessories



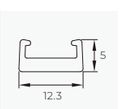

PC Clip
Length: 2cm



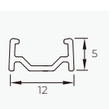

Aluminium Profile
Length: 1m/2m/3m



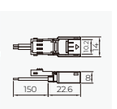

10mm Quick Connector



End Cap



Closed End Cap

COB PLUS 12



Dimensions

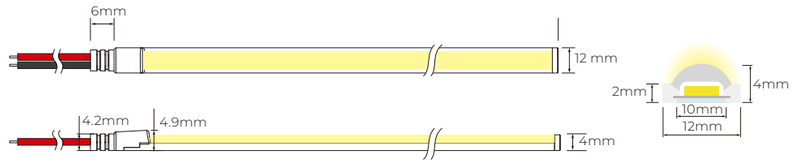

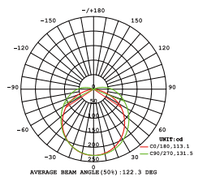

Light Distribution Curve
(24V, 10W, 4000K)

Basic Parameters

Model No.	COB PLUS 12
Voltage	DC24V
Power(w/m)	5w/10w/15w
Storage Temperature	-25°C~60°C
Ambient Temperature	Tamin=-25°C, (Table below)

Output	Low Output	Std Output	High Output
Power(w/m)	5w	10w	15w
Max. Ambient tempt.(Tamax)	55°C	45°C	35°C

Single color

Single Color

Voltage	DC24 V
Circuit Design	CV
Power(w/m)	5w/10w/15w
Max. Run Length	5m
Cutting Length	25mm

Parameters

CRI	CCT	lm/m	w/m	lm/w
>90	2400K	826	10	82.6
	2700K	833	10	83.3
	3000K	840	10	84
	3500K	930	10	93
	4000K	851	10	85.1
	5000K	854	10	85.4
	6500K	867	10	86.7
--	R	281	10	28.1
	G	628	10	62.8
	B	121	10	12.1
	Yellow	200	10	20
	Orange	246	10	24.6
	Pink	519	10	51.9

Tunable

CCT Tunable

Voltage	DC24 V
Circuit Design	CV
Power(w/m)	10w/15w
Max. Run Length	5m
Cutting Length	83.3mm

Parameters

CRI	CCT	lm/m	w/m	lm/w
>90	2700K	422	5	84.4
	6500K	434	5	86.8
	4000K±300	849	10	84.9

RGB

RGB

Voltage	DC24 V
Circuit Design	CV
Power(w/m)	10w/15w
Max. Run Length	5m
Cutting Length	50mm

Parameters

CRI	CCT	lm/m	w/m	lm/w
--	R	54	10	16.4
	G	175	10	53.0
	B	31	10	9.4
	RGB	264	10	26.4

SPI Digital

Digital SPI

Voltage	DC12 V
IC Model	UCS1903
Power(w/m)	13W
Pixel(PCS)	100
Cutting Length	10mm

Parameters

CRI	CCT	lm/m	w/m	lm/w
--	R	42.6	13	3.3
	G	141.6	13	10.9
	B	33	13	2.5
	RGB	208.5	13	16.0

Note:

- CV: Constant Voltage
- Max. Run length refers to single side feed in serial connection.
- The given color temperature is the temperature of finished products.
- The given data are typical values. Due to tolerances of the production process and the electrical components,testing parameters can vary up to 10%.

Cable Lead

Cable Lead Option

Integral End Cap (IP65)

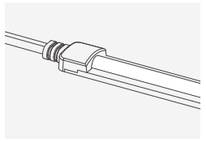

Front Cable Entry

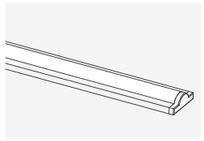

Closed End Cap

Accessory

Accessories

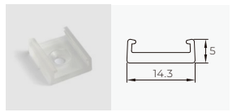

PC Clip
Length: 1.5cm



Aluminium Profile
Length: 1m/2m/3m



12mm Quick Connector



End Cap



Closed End Cap

COB PLUS 14



Dimensions



Basic Parameters

Model No.	COB PLUS 14
Voltage	DC24V
Power(w/m)	5w/10w/15w
Storage Temperature	-25°C~60°C
Ambient Temperature	Tamin=-25°C, (Table below)

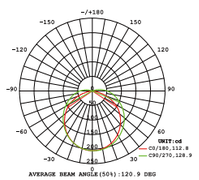

Light Distribution Curve

(24V, 10W, 4000K)

Output	Low Output	Std Output	High Output
Power(w/m)	5w	10w	15w
Max. Ambient tempt.(Tamax)	55°C	45°C	35°C

Single color

Single Color

Voltage	DC24 V
Circuit Design	CV
Power(w/m)	5w/10w/15w
Max. Run Length	5m
Cutting Length	25mm

Parameters

CRI	CCT	lm/m	w/m	lm/w
>90	2400K	845	10	84.5
	2700K	853	10	85.3
	3000K	858	10	85.8
	3500K	950	10	95
	4000K	862	10	86.2
	5000K	869	10	86.9
	6500K	879	10	87.9
--	R	282	10	28.2
	G	674	10	67.4
	B	123	10	12.3
	Yellow	223	10	22.3
	Orange	274	10	27.4
	Pink	534	10	53.4

Tunable

CCT Tunable

Voltage	DC24 V
Circuit Design	CV
Power(w/m)	10w/15w
Max. Run Length	5m
Cutting Length	83.3mm

Parameters

CRI	CCT	lm/m	w/m	lm/w
>90	2700K	437	5	87.4
	6500K	447	5	89.4
	4000K±300	860	10	86

RGB

RGB

Voltage	DC24 V
Circuit Design	CV
Power(w/m)	10w/15w
Max. Run Length	5m
Cutting Length	50mm

Parameters

CRI	CCT	lm/m	w/m	lm/w
--	R	49	10	14.8
	G	169	10	51.2
	B	30	10	9.1
	RGB	260	10	26.0

RGBW

RGBW

Voltage	DC24 V
Circuit Design	CV
Power(w/m)	15w
Max. Run Length	5m
Cutting Length	83.33mm

Parameters

CRI	CCT	lm/m	w/m	lm/w
--	R	58	3	19.3
	G	173	3	57.7
	B	23	3	7.7
>90	W: 3000K	480	6	80.0
	RGBW	698	15	46.5

RGBWW

RGBWW

Voltage	DC24 V
Circuit Design	CV
Power(w/m)	9w/10W
Max. Run Length	5m
Cutting Length	71.4mm

Parameters

CRI	CCT	lm/m	w/m	lm/w
--	R	58	3	19.3
	G	171	3	57
	B	33	3	11
	RGB	248	9	27.6
>90	2700K±100K	360	5	72
	5500K±300K	357	5	71.4
	3800K±200K	722	10	72.2

SPI Digital

Digital SPI

Voltage	DC12 V
IC Model	UCS1903
Power(w/m)	13W
Pixel(PCS)	100
Cutting Length	10mm

Parameters

CRI	CCT	lm/m	w/m	lm/w
--	R	44.4	13	3.4
	G	143	13	11.0
	B	33.5	13	2.6
	RGB	210	13	16.2

Note:

- CV: Constant Voltage
- Max. Run length refers to single side feed in serial connection.
- The given color temperature is the temperature of finished products.
- The given data are typical values. Due to tolerances of the production process and the electrical components,testing parameters can vary up to 10%.

Cable Lead

Cable Lead Option

Integral End Cap (IP65)

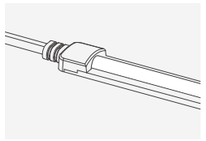

Front Cable Entry

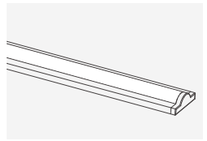

Closed End Cap

Accessory

Accessories



PC Clip
Length: 2cm



Aluminium Profile
Length: 1m/2m/3m



14mm Quick Connector



End Cap



Closed End Cap

COB SINGLE COLOR

Single color COB LED strip lights feature a high LED density and a 180° beam angle, delivering bright, uniform illumination with excellent color consistency (SDCM ≤ 3). These energy-efficient, durable lights are ideal for under-cabinet, patio, deck, and accent lighting.



SINGLE COLOR FREE CUTTING 480Chips/m 8/10mm

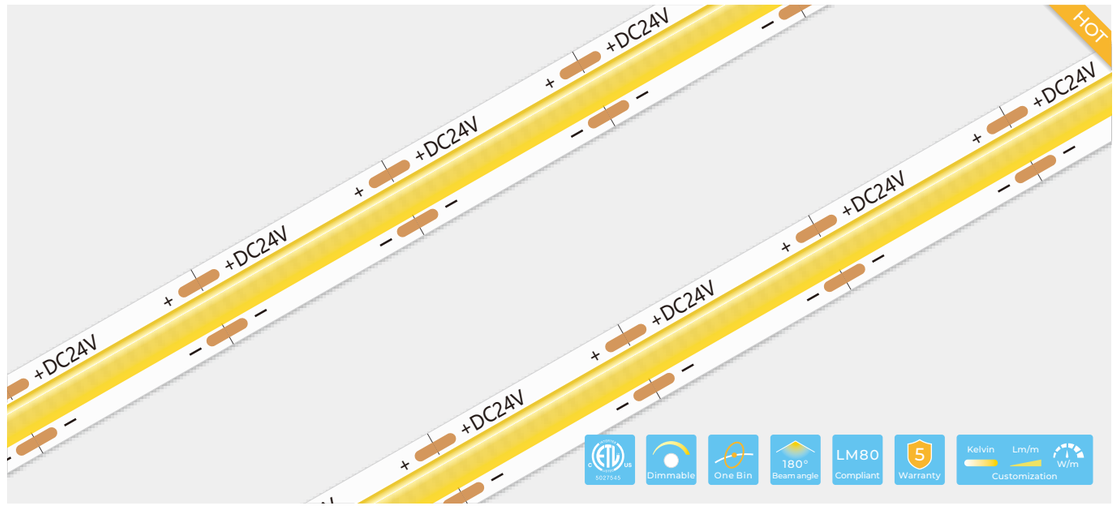

Dimensions & Waterproof

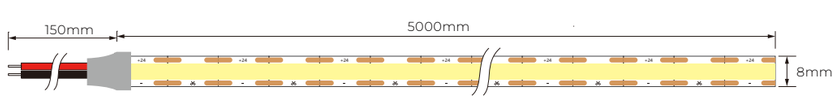

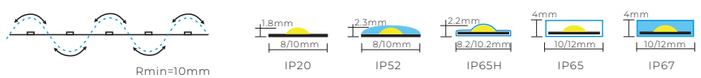

Product Specification

Power(W)	5W / 10W / 15W
Voltage(V)	DC12V/DC24V
Max.run length(M)	5m
Ambient Temperature	-25°C~+45°C
Storage Temperature	-25°C~+60°C

Order code: LY480-COBW30-W24-8mm-10W-FC-IP20

- CCT:W27/W30/W40/W60
- Voltage:W12/W24
- 8mm/10mm
- Power:5W/10W/15W
- IP:IP20/IP52/IP65H/IP65/IP67

Product Photometrics (The data base on IP20 24V)

CRI	CCT	lm/m	w/m
>90	2700K±100	485.25	5
	3000K±150	561.65	5
	4000K±250	598.35	5
	6000K±300	608.10	5
	2700K±100	1015.10	10
	3000K±150	1075.50	10
	4000K±250	1114.70	10
	6000K±300	1211.30	10
	2700K±100	1461.45	15
	3000K±150	1498.50	15
	4000K±250	1692.60	15
	6000K±300	1769.10	15

SINGLE COLOR 480Chips/m 10mm

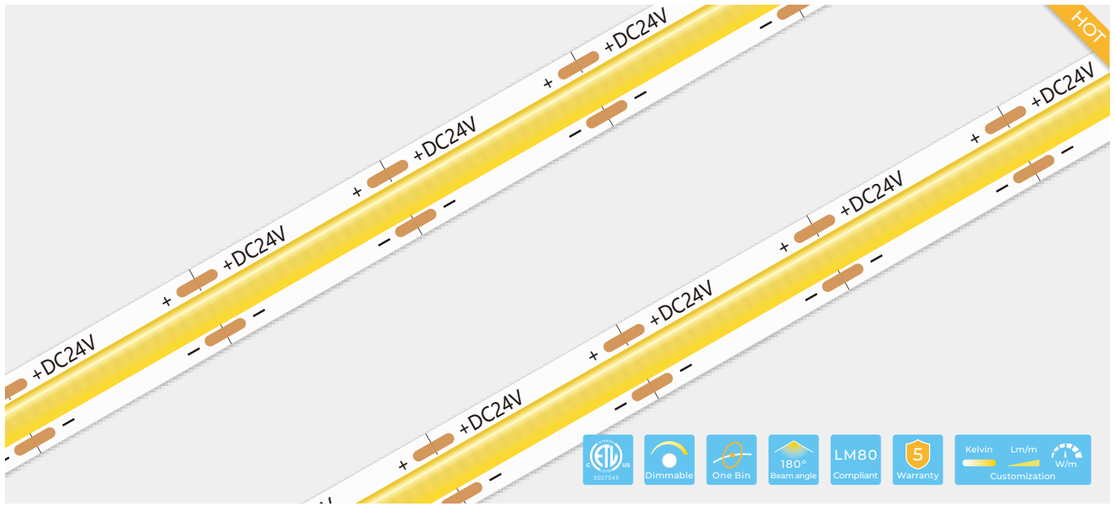

Dimensions & Waterproof

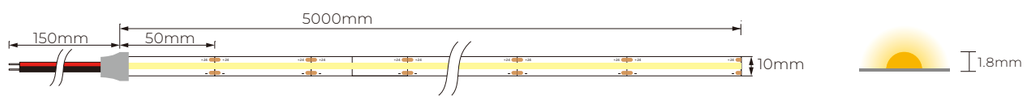

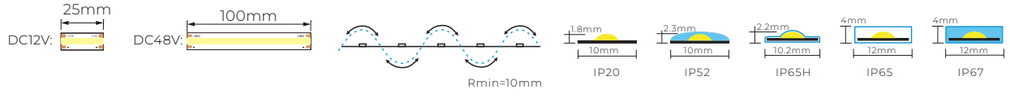

Product Specification

Power(W)	5W / 10W / 15W
Voltage(V)	DC12V/DC24V/DC48V
Max.run length(M)	5m
Ambient Temperature	-25°C~+45°C
Storage Temperature	-25°C~+60°C

Order code: LY480-COBW30-W24-10mm-10W-IP20

- CCT:W27/W30/W40/W60
- Voltage:W12/W24/W48
- Power:5W/10W/15W
- IP:IP20/IP52/IP65H/IP65/IP67

Product Photometrics (The data base on IP20 12/24V)

CRI	CCT	lm/m	w/m
>90	2700K±100	490	5
	3000K±150	545	5
	4000K±250	575	5
	6000K±300	595	5
	2700K±100	980	10
	3000K±150	1090	10
	4000K±250	1150	10
	6000K±300	1190	10
	2700K±100	1470	15
	3000K±150	1635	15
	4000K±250	1725	15
	6000K±300	1785	15

SINGLE COLOR 512Chips/m 8mm

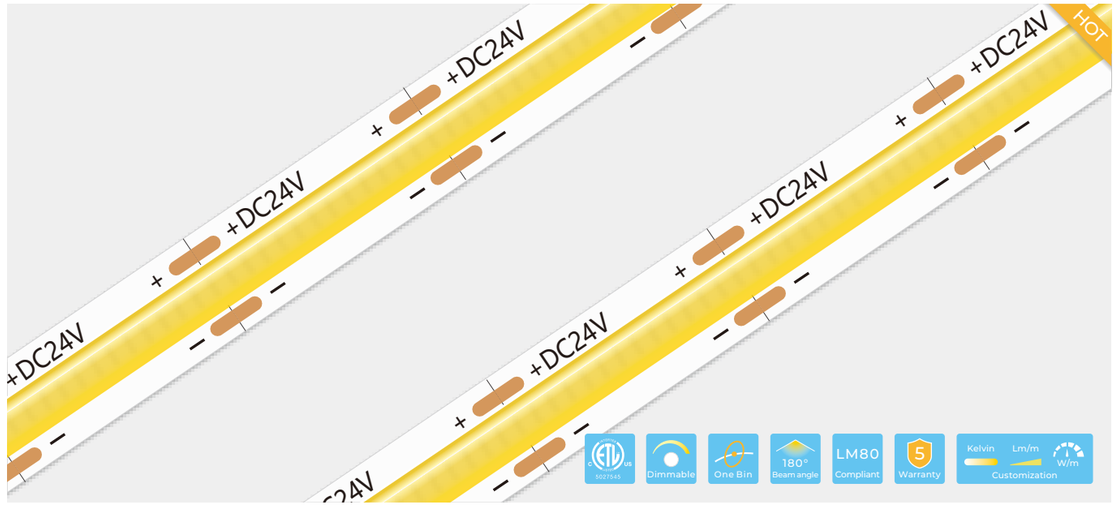

Dimensions & Waterproof

Product Specification

Power(W)	10W
Voltage(V)	DC24V
Max.run length(M)	5m
Ambient Temperature	-25°C~+45°C
Storage Temperature	-25°C~+60°C

Product Photometrics (The data base on IP20 24V)

CRI	CCT	lm/m	w/m
>90	2700K	880	10
	3000K	930	10
	4000K	1070	10
	6000K	1140	10

Order code: LY512-COBW30-W24-8mm-10W-IP20

CCT:W27/W30/W40/W60

IP:IP20/IP52/IP65H/IP65/IP67

SINGLE COLOR 512Chips/m 10mm

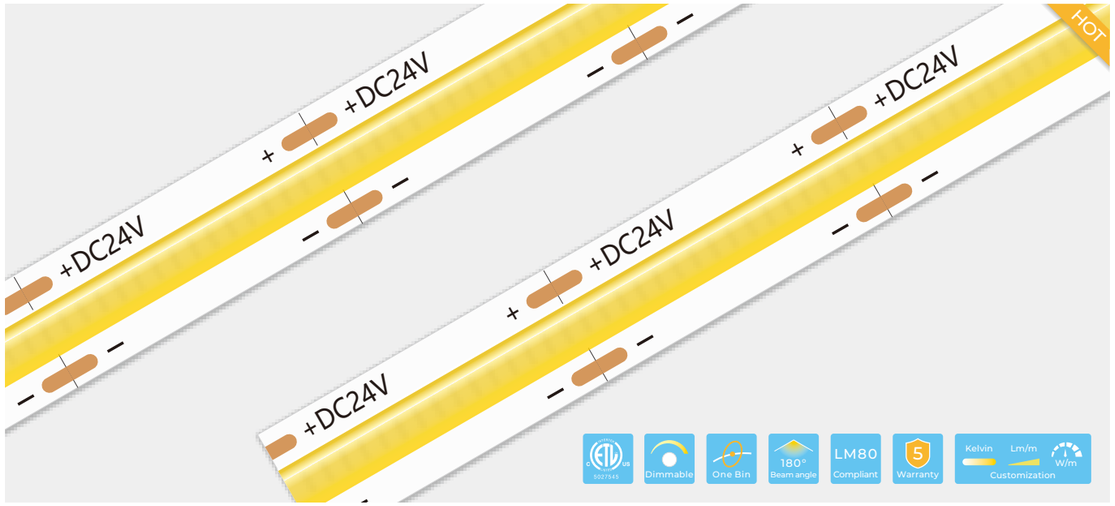

Dimensions & Waterproof

Product Specification

Power(W)	14W
Voltage(V)	DC24V
Max.run length(M)	5m
Ambient Temperature	-25°C~+45°C
Storage Temperature	-25°C~+60°C

Product Photometrics (The data base on IP20 24V)

CRI	CCT	lm/m	w/m
>90	2700K	1204	14
	3000K	1246	14
	4000K	1414	14
	6000K	1554	14

Order code: LY512-COBW30-W24-10mm-14W-IP20

CCT:W27/W30/W40/W60

IP:IP20/IP52/IP65H/IP65/IP67

COB TUNABLE WHITE

Tunable White COB LED strip lights provide adjustable color temperatures, ranging from warm to cool white (usually 1800K to 6500K or 2700K to 6500K). With a high LED density and a 180° beam angle, they deliver bright, uniform illumination. The color temperature can be easily controlled using a remote, a wired tunable white LED controller, or a DMX controller, making them a versatile lighting solution for any space.

TUNABLE WHITE 576Chips/m 10mm

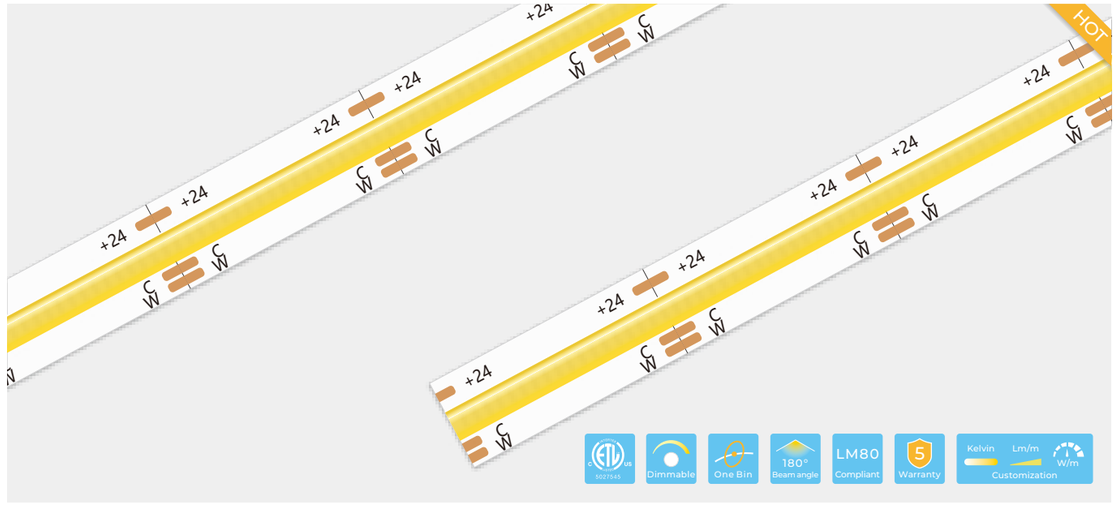

Dimensions & Waterproof

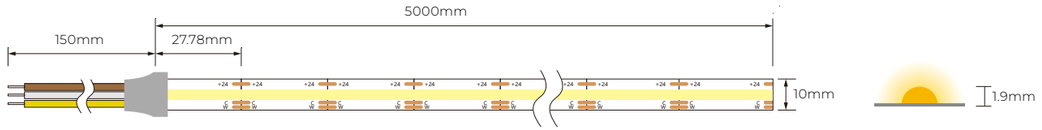

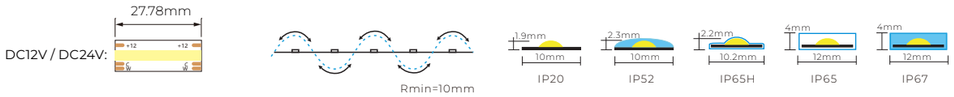

Product Specification

Power(W)	15W
Voltage(V)	DC12V/DC24V
Max.run length(M)	5m
Ambient Temperature	-25°C~+45°C
Storage Temperature	-25°C~+60°C

Product Photometrics

CRI	CCT	lm/m	w/m
>90	2700K	652.5	7.5
	6000K	787.5	7.5
	2700K+6000K	1440	15

Order code: LY576-COBTW-W24-10mm-15W-IP20

Voltage:W12/W24

IP:IP20/IP52/IP65H/IP65/IP67

TUNABLE WHITE 608Chips/m 10mm

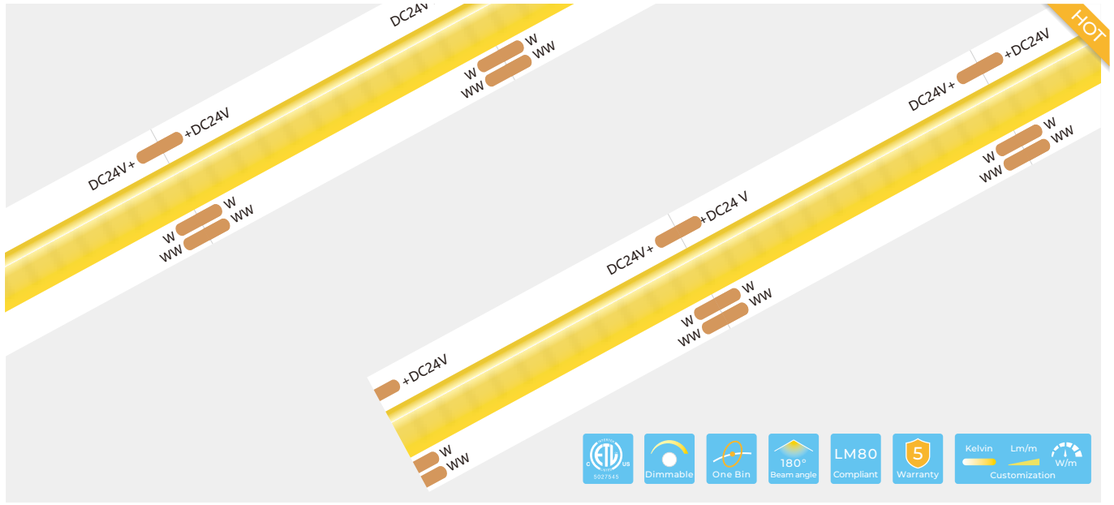

Dimensions & Waterproof

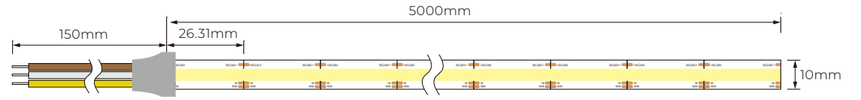

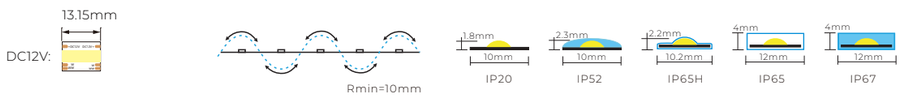

Product Specification

Power(W)	22W
Voltage(V)	DC12V/DC24V
Max.run length(M)	5m
Ambient Temperature	-25°C~+45°C
Storage Temperature	-25°C~+60°C

Product Photometrics (24V)

CRI	CCT	lm/m	w/m
>90	2700K	858	11
	6000K	1144	11
	2700K+6500K	1980	22

Product Photometrics (12V)

CRI	CCT	lm/m	w/m
>90	2700K	814	11
	6000K	1100	11
	2700K+6500K	1892	22

Order code: LY608-COBTW-W24-10mm-22W-IP20

Voltage:W12/W24

IP:IP20/IP52/IP65H/IP65/IP67

TUNABLE WHITE 640Chips/m 10mm

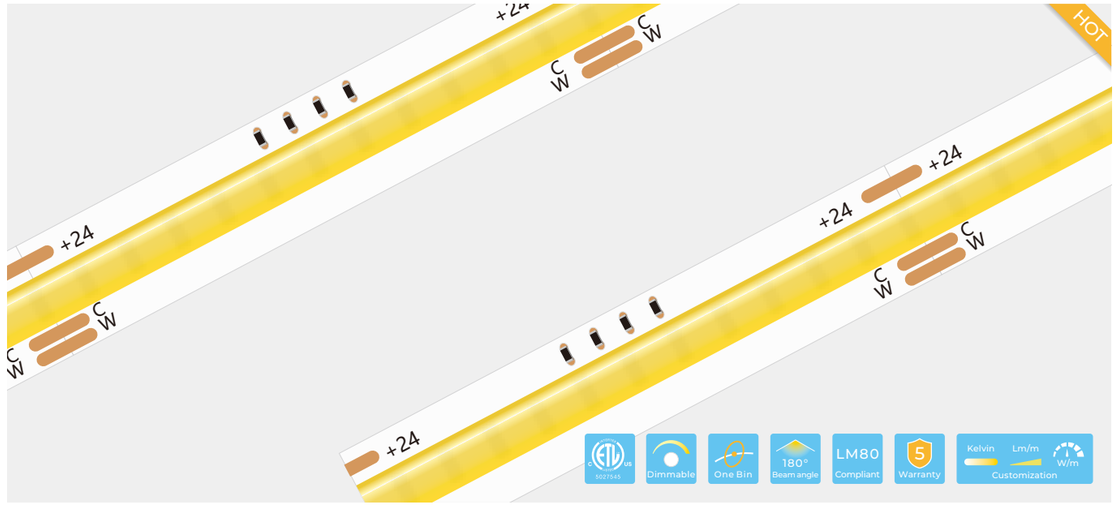

Dimensions & Waterproof

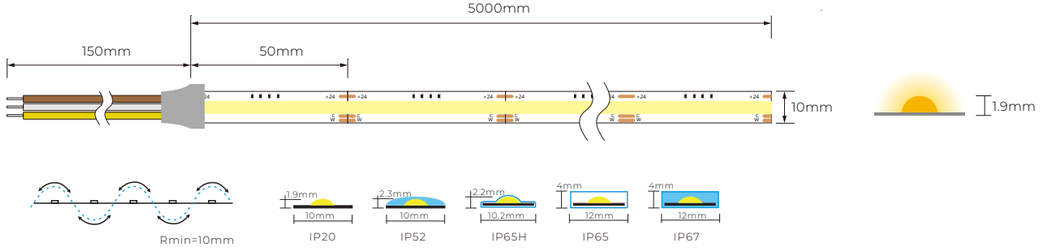

Product Specification

Power(W)	15W
Voltage(V)	DC24V
Max.run length(M)	5m
Ambient Temperature	-25°C~+45°C
Storage Temperature	-25°C~+60°C

Product Photometrics

CRI	CCT	lm/m	w/m
>90	2700K	690	7.5
	6500K	840	7.5
	2700K+6500K	1530	15

Order code: LY640-COBTW-W24-10mm-15W-IP20

IP:IP20/IP52/IP65H/IP65/IP67

DIM TO WARM 588Chips/m 12mm

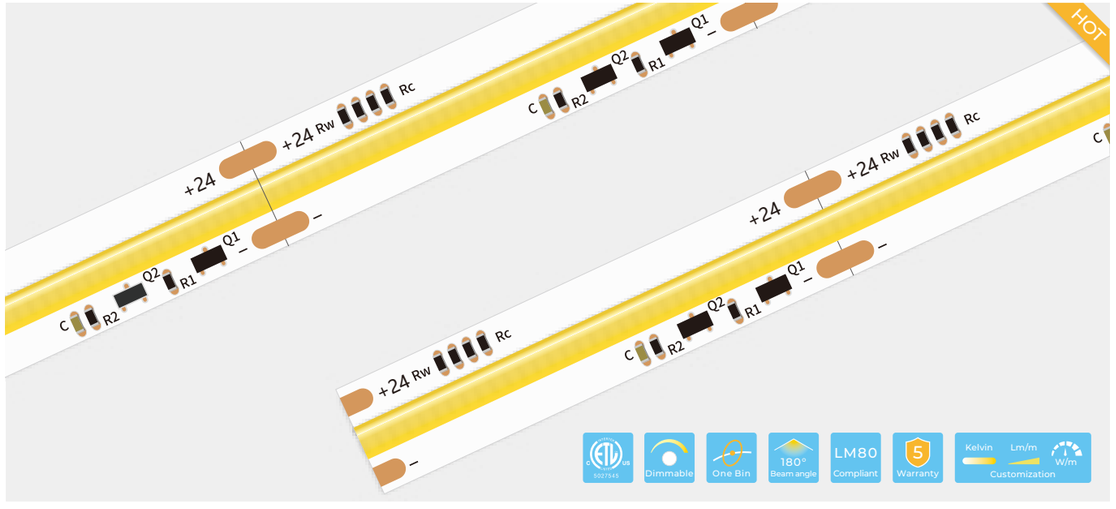

Dimensions & Waterproof

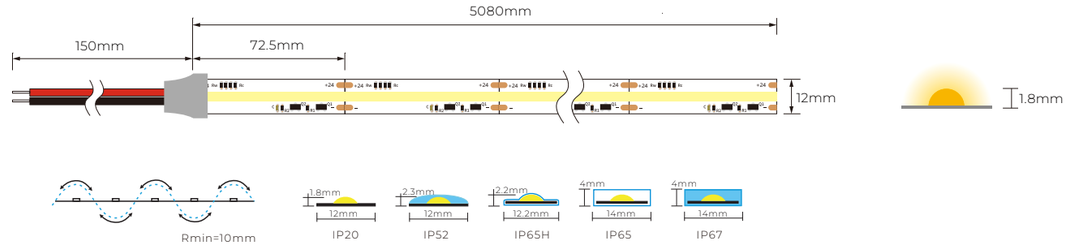

Product Specification

Power(W)	15W
Voltage(V)	DC24V
Max.run length(M)	5m
Ambient Temperature	-25°C~+45°C
Storage Temperature	-25°C~+60°C

Product Photometrics

CRI	CCT	lm/m	w/m
>90	1800K-3000K	0-1155	15

Order code: LY588-COBTW-W24-10mm-22W-IP20

IP:IP20/IP52/IP65H/IP65/IP67

COB RGBX

RGBX COB LED strips offer versatile color-changing with 3, 4, or 5 channels, compatible with lighting control systems or standalone controllers. Ideal for homes, exhibitions, entertainment areas, and festive decor, they feature high LED density and a 180° beam angle for bright, uniform illumination. The RGBX series includes RGB, RGBW, and RGBTW options for dynamic lighting effects.

RGB COB 420Chips/m 10mm

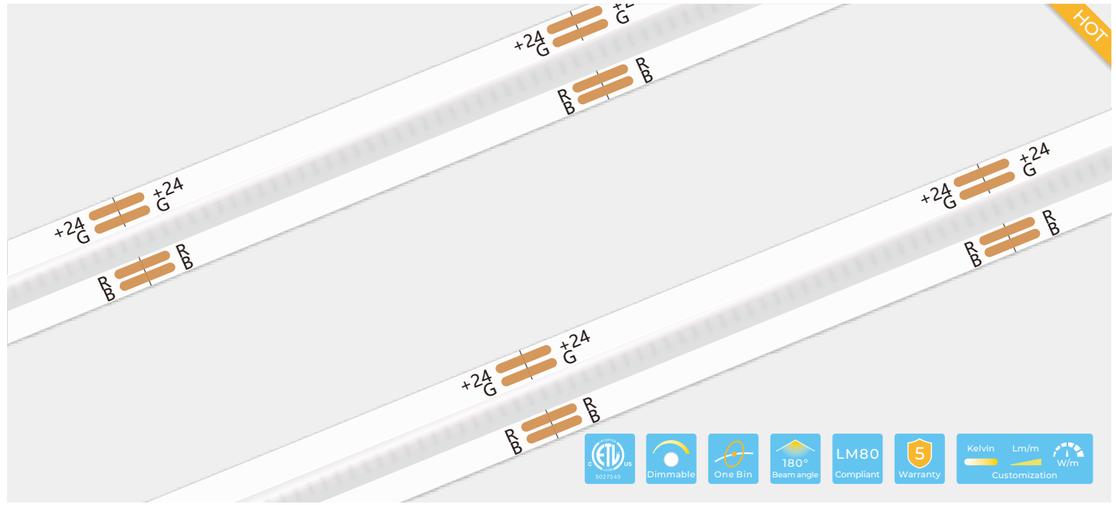

Dimensions & Waterproof

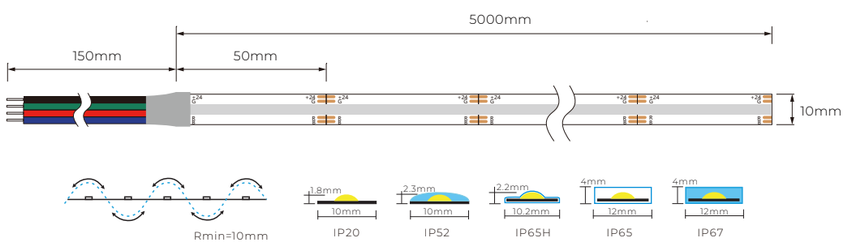

Product Specification

Power(W)	15W
Voltage(V)	DC24V
Max.run length(M)	5m
Ambient Temperature	-25°C~+45°C
Storage Temperature	-25°C~+60°C

Product Photometrics (The data base on IP20 24V)

CRI	CCT	lm/m	w/m
--	R	180	7.4
	G	374	3.4
	B	56	4
	RGB	615	15

Order code: LY420-COBRGB-W24-IP20
IP:IP20/IP52/IP65H/IP65/IP67

RGB COB 720Chips/m 10mm

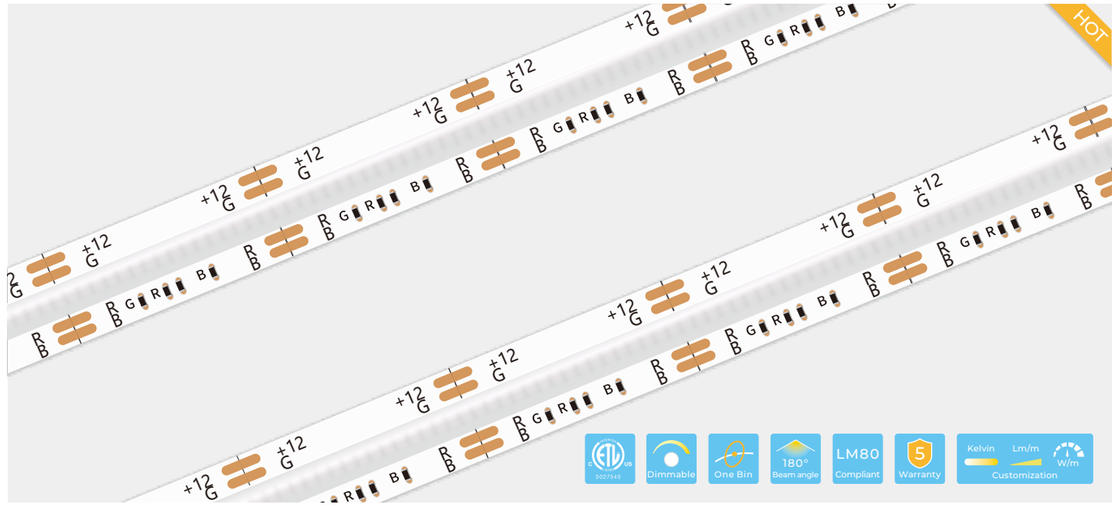

Dimensions & Waterproof

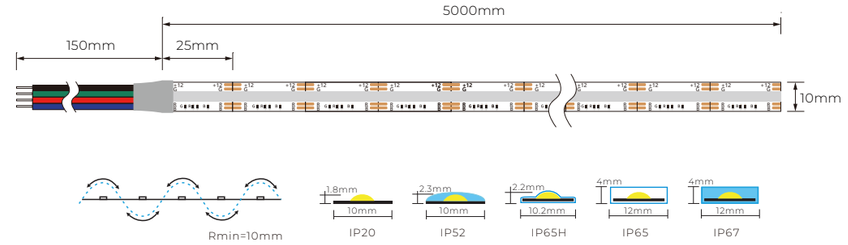

Product Specification

Power(W)	15W
Voltage(V)	DC12V
Max.run length(M)	5m
Ambient Temperature	-25°C~+45°C
Storage Temperature	-25°C~+60°C

Product Photometrics (The data base on IP20 12V)

CRI	CCT	lm/m	w/m
--	R	160	7.5
	G	357	3.3
	B	52	4.3
	RGB	555	15

Order code: LY720-COBRGB-W12-IP20
IP:IP20/IP52/IP65H/IP65/IP67

RGB COB 840Chips/m 10mm

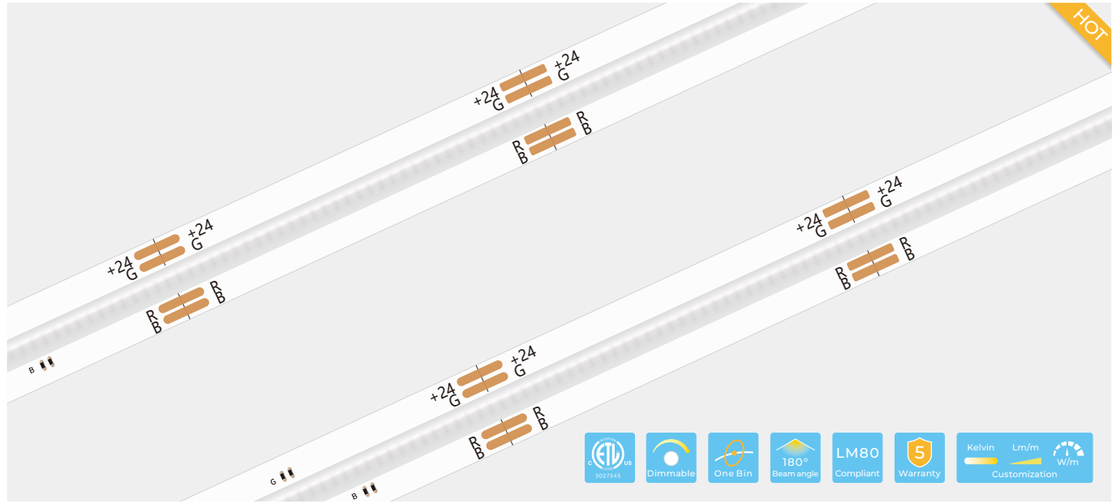

Dimensions & Waterproof

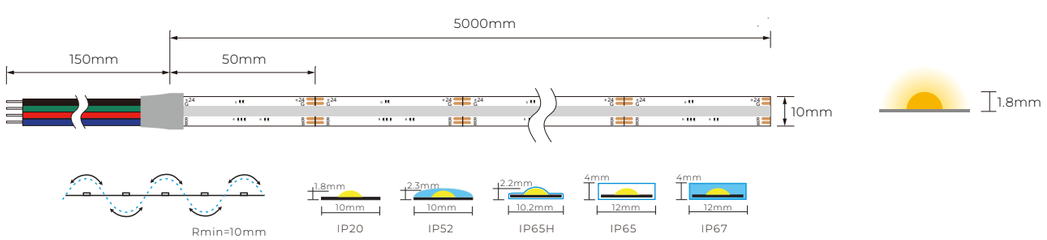

Product Specification

Power(W)	15W
Voltage(V)	DC24V
Max.run length(M)	5m
Ambient Temperature	-25°C~+45°C
Storage Temperature	-25°C~+60°C

Product Photometrics (The data base on IP20 24V)

CRI	CCT	lm/m	w/m
--	R	198	8
	G	403	3.4
	B	59	4.2
	RGB	630	15

Order code: LY840-COBRGB-W24-IP20

IP:IP20/IP52/IP65H/IP65/IP67

RGBW COB 560Chips/m 12mm

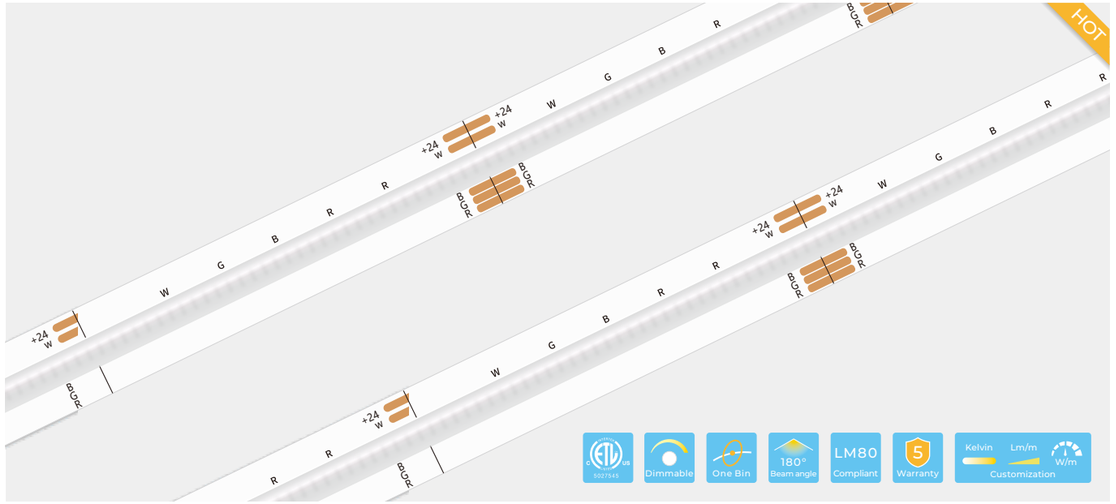

Dimensions & Waterproof

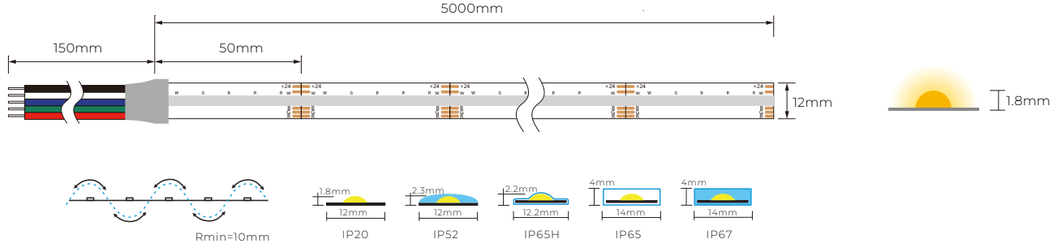

Product Specification

Power(W)	16W
Voltage(V)	DC24V
Max.run length(M)	5m
Ambient Temperature	-25°C~+45°C
Storage Temperature	-25°C~+60°C

Product Photometrics (The data base on IP20 24V)

CRI	CCT	lm/m	w/m
--	R	158	6.3
	G	348	3
	B	38	2.7
>90	W(3000K)	361	4.4
	RGBW	880	16

Order code: LY560-COBRGBW-W24-IP20

IP:IP20/IP52/IP65H/IP65/IP67

RGBW COB 720Chips/m 12mm

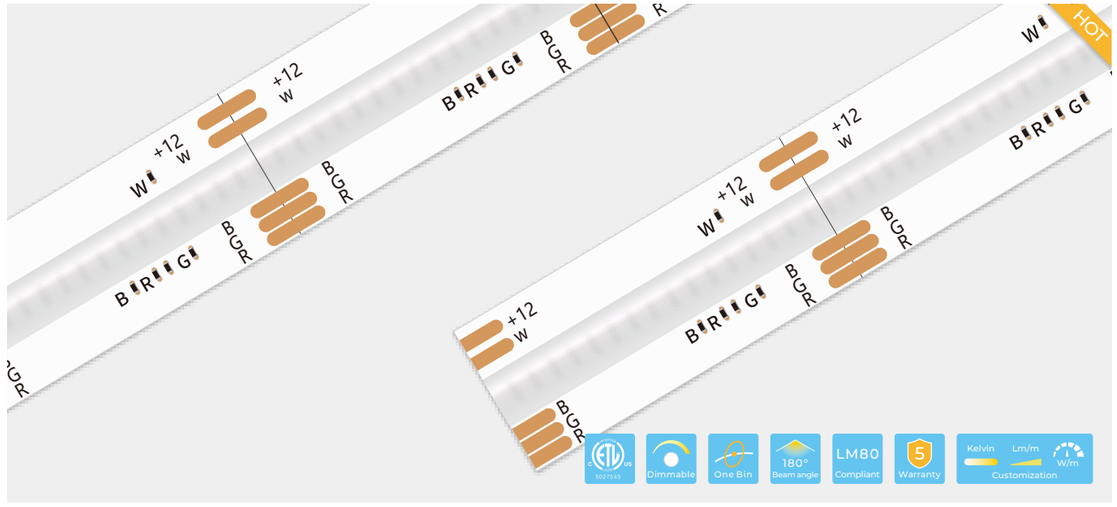

Dimensions & Waterproof

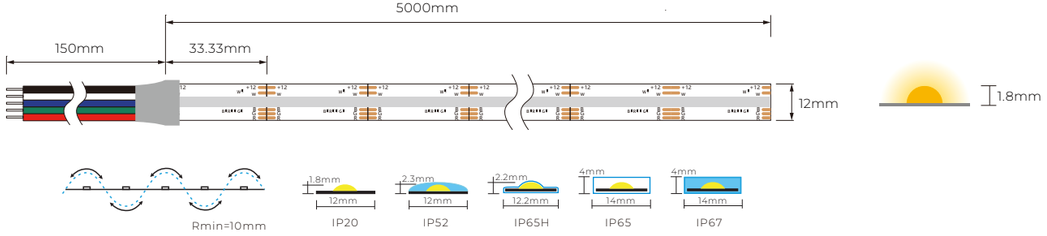

Product Specification

Power(W)	16W
Voltage(V)	DC12V
Max.run length(M)	5m
Ambient Temperature	-25°C~+45°C
Storage Temperature	-25°C~+60°C

Product Photometrics (The data base on IP20 12V)

CRI	CCT	lm/m	w/m
--	R	154	7
	G	309	3
	B	43	2.5
>90	W(3000K)	288	4
	RGBW	720	16

Order code: LY720-COBRGBW-W12-IP20

IP:IP20/IP52/IP65H/IP65/IP67

RGBW COB 840Chips/m 12mm

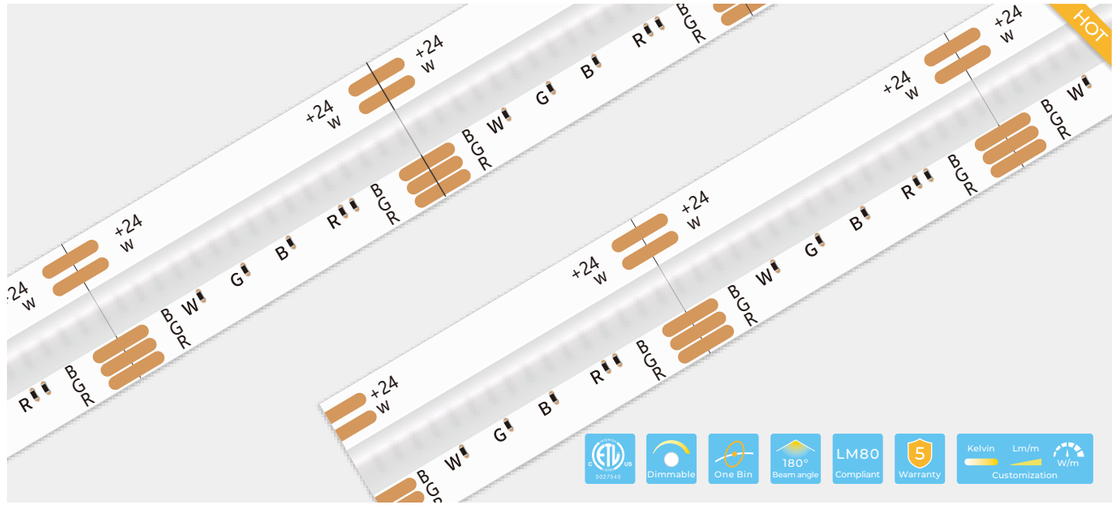

Dimensions & Waterproof

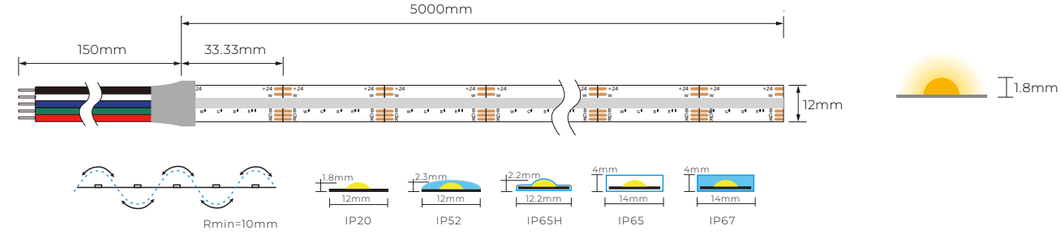

Product Specification

Power(W)	16W
Voltage(V)	DC24V
Max.run length(M)	5m
Ambient Temperature	-25°C~+45°C
Storage Temperature	-25°C~+60°C

Product Photometrics (The data base on IP20 24V)

CRI	CCT	lm/m	w/m
--	R	154	6.4
	G	312	2.6
	B	51	3.0
>90	W(3000K)	344	4.2
	RGBW	848	16

Order code: LY720-COBRGBW-W24-IP20

IP:IP20/IP52/IP65H/IP65/IP67

RGBTW COB 840Chips/m 12mm

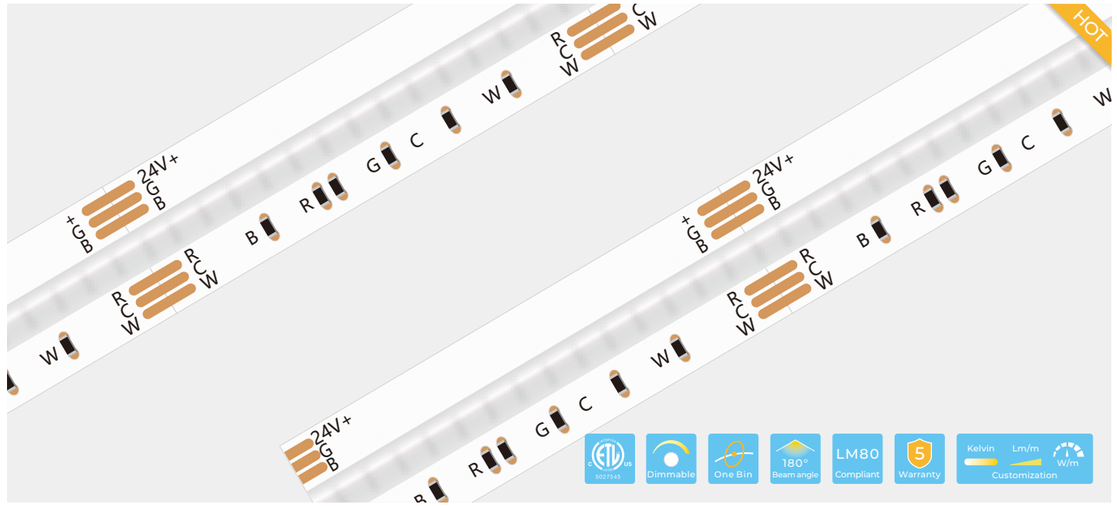

Dimensions & Waterproof

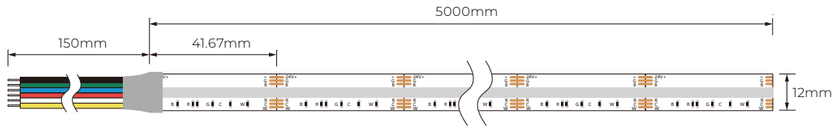



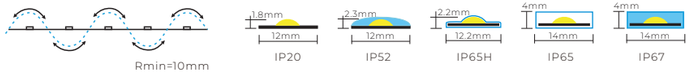

Product Specification

Power(W)	16W
Voltage(V)	DC24V
Max.run length(M)	5m
Ambient Temperature	-25°C~+45°C
Storage Temperature	-25°C~+60°C

Product Photometrics (The data base on IP20 24V)

CRI	CCT	lm/m	w/m
--	R	162	6
	G	252	2
	B	36	2
>90	W(3000K)	284.8	3.2
	W(6000K)	268.8	3.2
	RGBTW	928	16

Order code: LY720-COBRGBTW-W24-IP20

IP:IP20/IP52/IP65H/IP65/IP67

COB PIXEL

Pixel COB LED strips, also known as digital, programmable, chasing, magic, or dream color COB LED strips, feature control ICs that allow precise control of individual LEDs or groups of LEDs. This addressable capability lets you create dynamic lighting effects on specific sections of the strip. With high LED density and a 180° beam angle, they deliver bright, uniform illumination.

PIXEL COB 720Chips/m 12mm

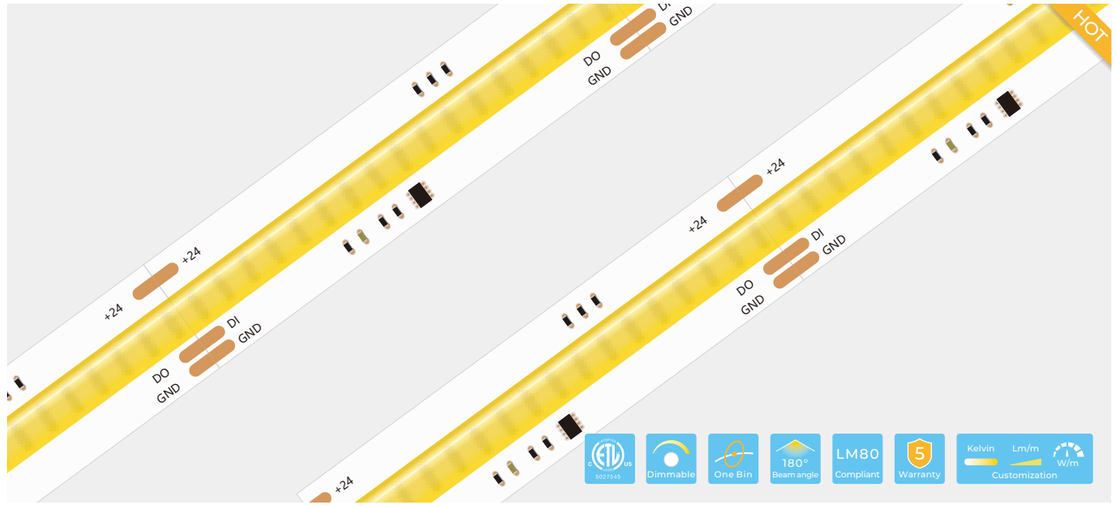

Dimensions & Waterproof

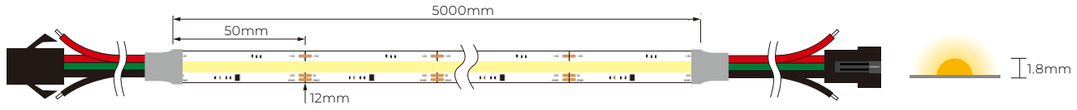

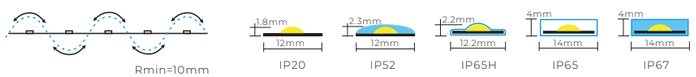

Product Specification

Power(W)	23W
Voltage(V)	DC24V
Max.run length(M)	5m
Ambient Temperature	-25°C~+45°C
Storage Temperature	-25°C~+60°C

Product Photometrics (The data base on IP20 24V)

CRI	CCT	lm/m	w/m
>90	2700K	1173	23
	3000K	1334	23
	4000K	1449	23
	6000K	1518	23

Order code: LY720-COBW30-W24-WS2811-IP20

CCT:W27/W30/W40/W60

IP:IP20/IP52/IP65H/IP65/IP67

PIXEL COB RGB 720Chips/m 12mm

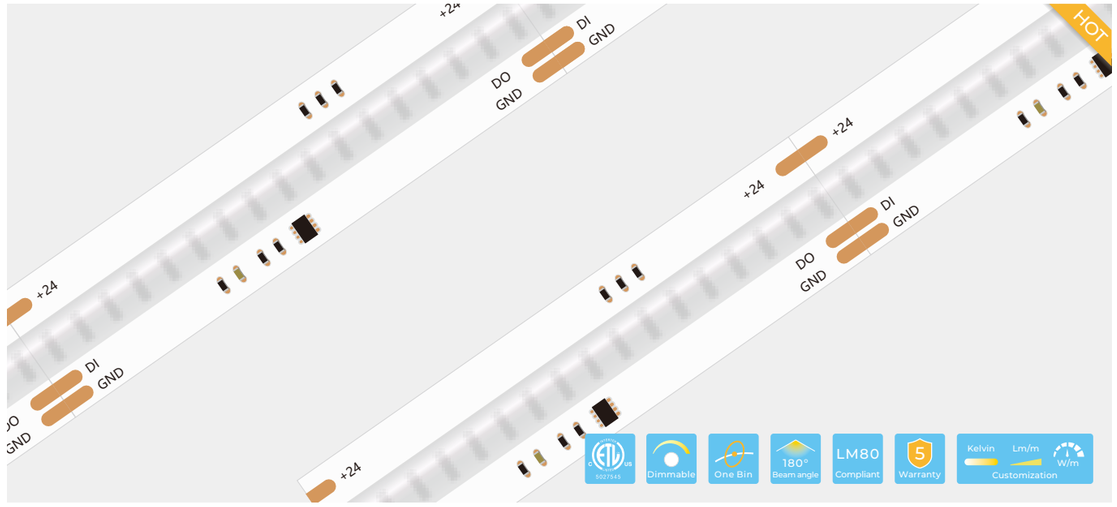

Dimensions & Waterproof

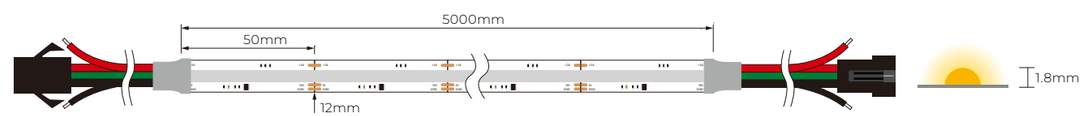

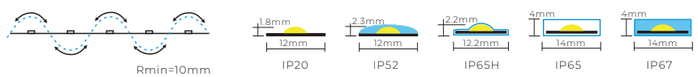

Product Specification

Power(W)	23W
Voltage(V)	DC24V
Max.run length(M)	5m
Ambient Temperature	-25°C~+45°C
Storage Temperature	-25°C~+60°C

Product Photometrics (The data base on IP20 24V)

CRI	CCT	lm/m	w/m
--	R	122	7.6
	G	509	7.6
	B	68	7.6
	RGB	759	23

Order code: LY720-COBRGB-W24-WS2811-IP20

IP:IP20/IP52/IP65H/IP65/IP67

PIXEL COB RGB 840Chips/m 12mm

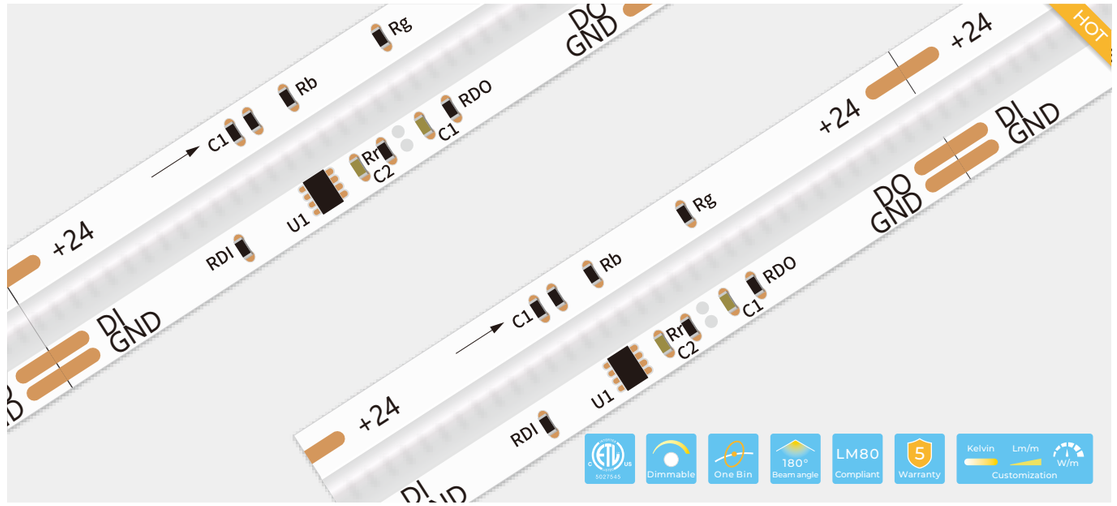

Dimensions & Waterproof

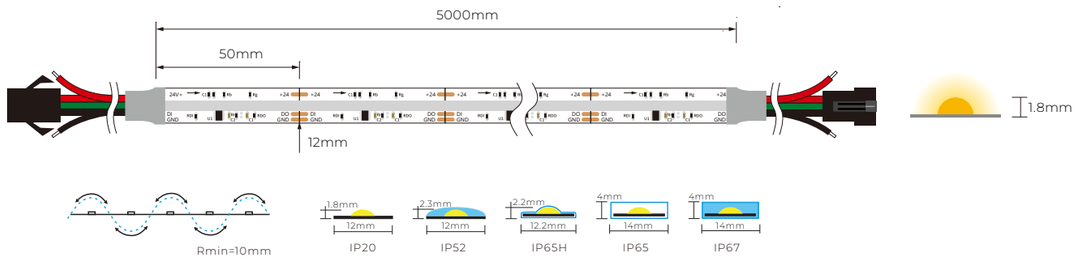

Product Specification

Power(W)	12W
Voltage(V)	DC24V
Max.run length(M)	5m
Ambient Temperature	-25°C~+45°C
Storage Temperature	-25°C~+60°C

Product Photometrics (The data base on IP20 24V)

CRI	CCT	lm/m	w/m
--	R	82	4.8
	G	374	4.8
	B	43	4.8
	RGB	468	12

Order code: LY840-COBRGB-W24-WS2811-IP20

IP:IP20/IP52/IP65H/IP65/IP67

PIXEL COB RGBW 896Chips/m 12mm

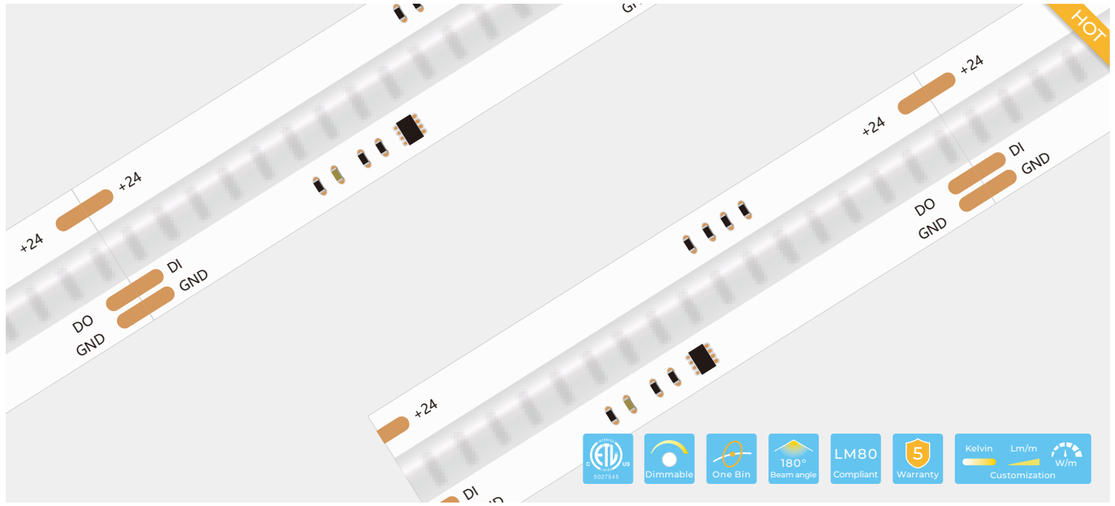

Dimensions & Waterproof

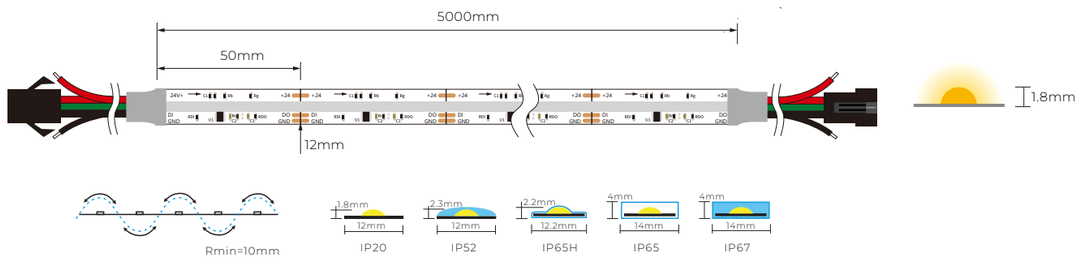

Product Specification

Power(W)	48W
Voltage(V)	DC24V
Max.run length(M)	5m
Ambient Temperature	-25°C~+45°C
Storage Temperature	-25°C~+60°C

Product Photometrics (The data base on IP20 24V)

CRI	CCT	lm/m	w/m
--	R	195	13
	G	741	13
	B	130	13
>90	W(4000K)	702	13
	RGBW	1680	48

Order code: LY896-COBRGBW-W24-WS2811-IP20

IP:IP20/IP52/IP65H/IP65/IP67

COB SLIM

Slim COB LED strips come in ultra-narrow widths of 3mm, 4mm, or 5mm, perfect for tight spaces. Their flexible design allows easy bending, while high LED density and SDCM ≤ 3 ensure bright, consistent lighting with a 180° beam angle.

SLIM COB Free Cut 480Chips/m 4mm



Dimensions & Waterproof

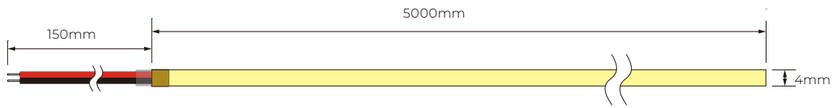



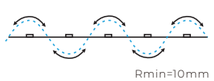

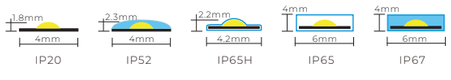

Product Specification

Power(W)	5W
Voltage(V)	DC24V
Max.run length(M)	5m
Ambient Temperature	-25°C~+45°C
Storage Temperature	-25°C~+60°C

Product Photometrics

CRI	CCT	lm/m	w/m
>90	2700K	335	5
	3000K	365	5
	4000K	400	5
	6000K	360	5

Order code: LY480-COBW30-W24-4mm-FC-IP20

CCT:W27/W30/W40/W60

IP:IP20/IP52/IP65H/IP65/IP67

SLIM COB 480Chips/m 3mm



Dimensions & Waterproof

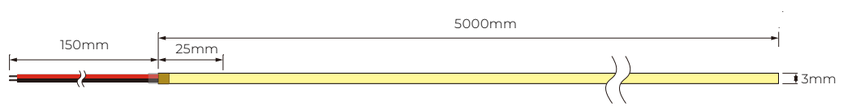



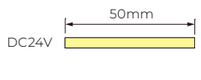

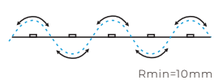

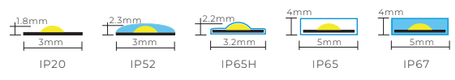

Product Specification

Power(W)	5W
Voltage(V)	DC12V/DC24V
Max.run length(M)	5m
Ambient Temperature	-25°C~+45°C
Storage Temperature	-25°C~+60°C

Product Photometrics

CRI	CCT	lm/m	w/m
>90	2700K	305	5
	3000K	330	5
	4000K	370	5
	6000K	400	5

Order code: LY480-COBW30-W24-3mm-IP20

CCT:W27/W30/W40/W60

Voltage:W12/W24

IP:IP20/IP52/IP65H/IP65/IP67

SLIM COB 480Chips/m 4mm



Dimensions & Waterproof

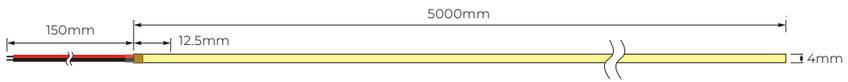

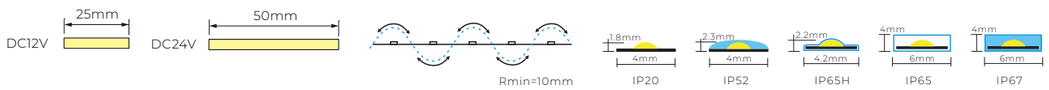

Product Specification

Power(W)	5W
Voltage(V)	DC5V/DC12V/DC24V
Max.run length(M)	5m
Ambient Temperature	-25°C~+45°C
Storage Temperature	-25°C~+60°C

Product Photometrics (The data base on IP20 5V)

CRI	CCT	lm/m	w/m
>90	2700K±100	250	5
	3000K±150	270	5
	4000K±250	300	5
	6000K±300	325	5

Product Photometrics (The data base on IP20 12/24V)

CRI	CCT	lm/m	w/m
>90	2700K±100	366	5
	3000K±150	396	5
	4000K±250	444	5
	6000K±300	480	5

Order code: LY480-COBW30-W24-4mm-IP20

CCT:W27/W30/W40/W60

Voltage:W5/W12/W24

IP:IP20/IP52/IP65H/IP65/IP67

SLIM COB 480Chips/m 5mm



Dimensions & Waterproof

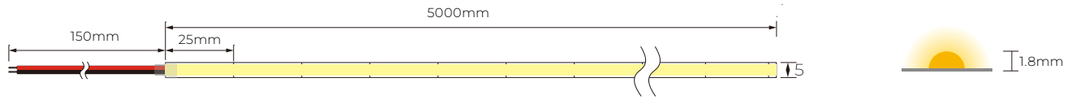

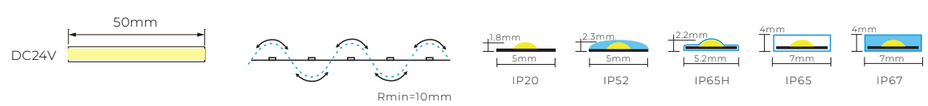

Product Specification

Power(W)	7W
Voltage(V)	DC12V/DC24V
Max.run length(M)	5m
Ambient Temperature	-25°C~+45°C
Storage Temperature	-25°C~+60°C

Product Photometrics (The data base on IP20 24V)

CRI	CCT	lm/m	w/m
>90	2700K	427	7
	3000K	462	7
	4000K	518	7
	6000K	560	7

Order code: LY480-COBW30-W24-4mm-IP20

CCT:W27/W30/W40/W60

Voltage:W12/W24

IP:IP20/IP52/IP65H/IP65/IP67

COB ULTRA LONG

Ultra Long COB LED strips operate at 24-48V and offer lengths ranging from 10m to 30m for continuous lighting. They feature high LED density and a 180° beam angle, ensuring bright, uniform illumination throughout the entire run.



ULTRA LONG COB 10M 560Chips/m 10mm



Dimensions & Waterproof

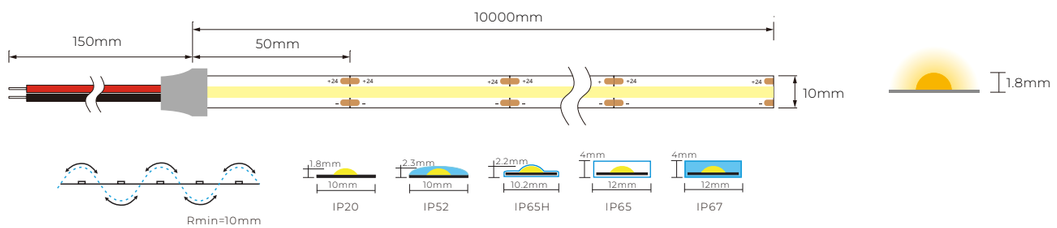

Product Specification

Power(W)	5W/10W
Voltage(V)	DC24V
Max.run length(M)	10m
Ambient Temperature	-25°C~+45°C
Storage Temperature	-25°C~+60°C

Product Photometrics (The data base on IP20 24V)

CRI	CCT	lm/m	w/m
>90	2700K	440	5
	3000K	490	5
	4000K	510	5
	6000K	530	5
	2700K	880	10
	3000K	980	10
	4000K	1020	10
	6000K	1060	10

Order code: LY560-COBW30-W24-10mm-IP20-10m

CCT:W27/W30/W40/W60

IP:IP20/IP52/IP65H/IP65/IP67

ULTRA LONG COB 15M 480Chips/m 10mm



Dimensions & Waterproof

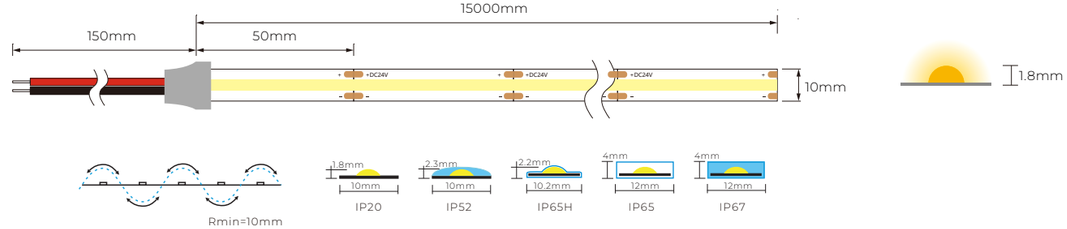

Product Specification

Power(W)	10W
Voltage(V)	DC24V
Max.run length(M)	15m
Ambient Temperature	-25°C~+45°C
Storage Temperature	-25°C~+60°C

Product Photometrics (The data base on IP20 24V)

CRI	CCT	lm/m	w/m
>90	2700K	610	10
	3000K	690	10
	4000K	750	10
	6000K	750	10

Order code: LY480-COBW30-W24-10mm-IP20-15m

CCT:W27/W30/W40/W60

IP:IP20/IP52/IP65H/IP65/IP67

ULTRA LONG COB 30M 480Chips/m 10mm



Dimensions & Waterproof

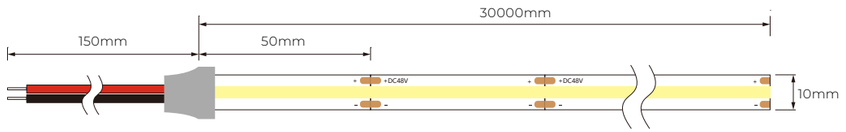



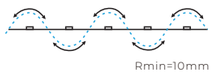

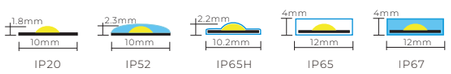

Product Specification

Power(W)	10W
Voltage(V)	DC48V
Max.run length(M)	30m
Ambient Temperature	-25°C~+45°C
Storage Temperature	-25°C~+60°C

Product Photometrics (The data base on IP20 48V)

CRI	CCT	lm/m	w/m
>90	2700K	610	10
	3000K	690	10
	4000K	750	10
	6000K	750	10

Order code: LY480-COBW30-W48-10mm-IP20-30m

CCT:W27/W30/W40/W60

IP:IP20/IP52/IP65H/IP65/IP67

COB RTR

RTR COB LED strips use the Reel-to-Reel (RTR) process to achieve continuous lengths up to 25 meters with minimal solder points, reducing breakage risk and enhancing durability. This method ensures precise sizing, high production efficiency, and cost-effectiveness. Featuring high LED density and a 180° beam angle, these strips deliver bright, uniform lighting.

RTR COB 320Chips/m 8mm

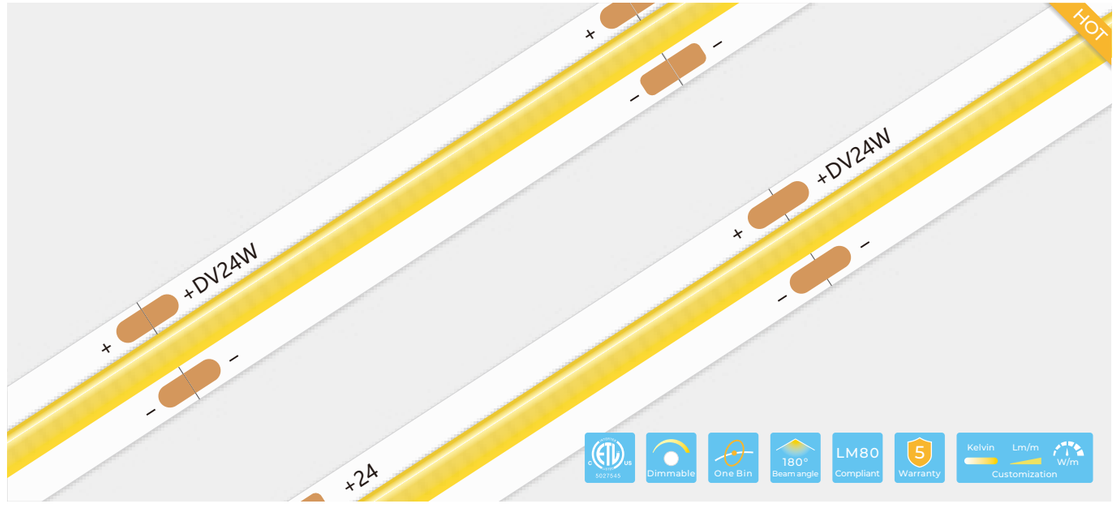

Dimensions & Waterproof

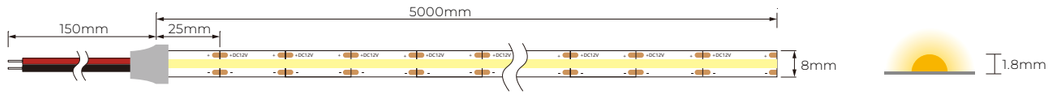

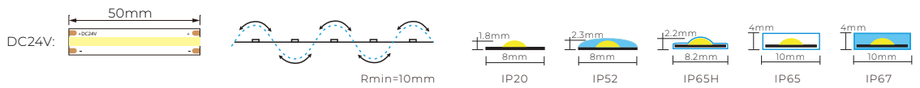

Product Specification

Power(W)	10W
Voltage(V)	DC12V/DC24V
Max.run length(M)	5m
Ambient Temperature	-25°C~+45°C
Storage Temperature	-25°C~+60°C

Product Photometrics (The data base on IP20 24V)

CRI	CCT	lm/m	w/m
>90	2700K	880	10
	3000K	930	10
	4000K	1040	10
	6000K	1140	10

Order code: LY320-COBW30-W24-8mm-10W-IP20

CCT:W27/W30/W40/W60

Voltage:W12/W24

IP:IP20/IP52/IP65H/IP65/IP67

RTR COB 480Chips/m 8mm

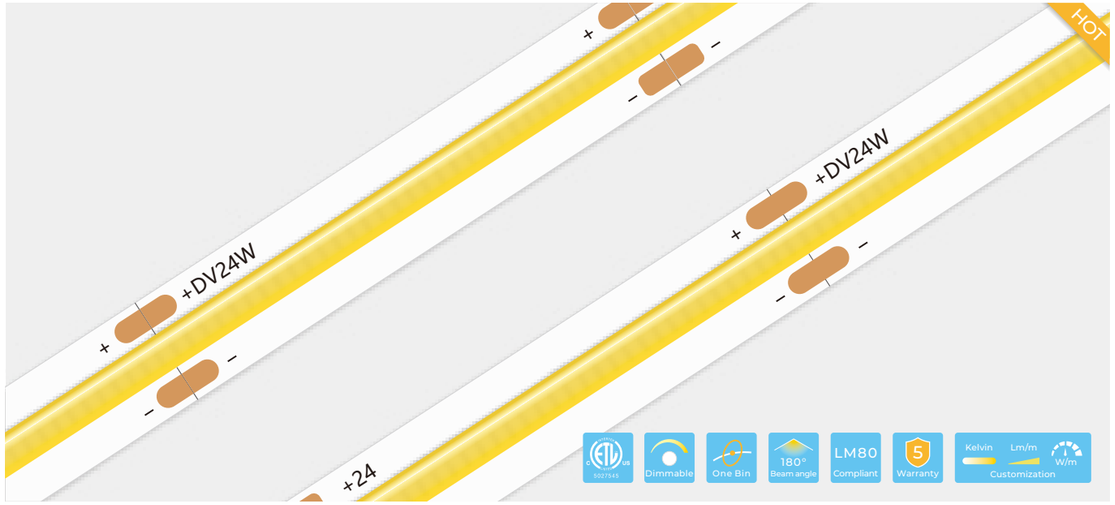

Dimensions & Waterproof

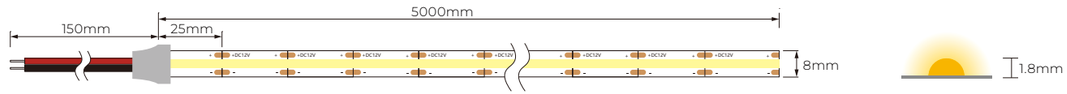

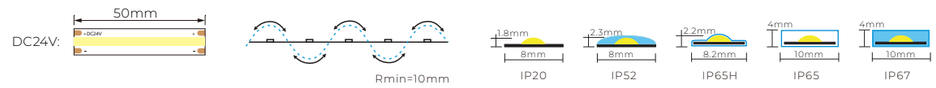

Product Specification

Power(W)	10W
Voltage(V)	DC12V/DC24V
Max.run length(M)	5m
Ambient Temperature	-25°C~+45°C
Storage Temperature	-25°C~+60°C

Product Photometrics (The data base on IP20 24V)

CRI	CCT	lm/m	w/m
>90	2700K	880	10
	3000K	930	10
	4000K	1040	10
	6000K	1140	10

Order code: LY480-COBW30-W24-8mm-10W-IP20

CCT:W27/W30/W40/W60

Voltage:W12/W24

IP:IP20/IP52/IP65H/IP65/IP67

RTR COB FREE CUTTING 480Chips/m 8mm



Dimensions & Waterproof

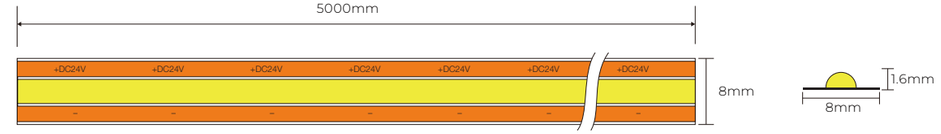

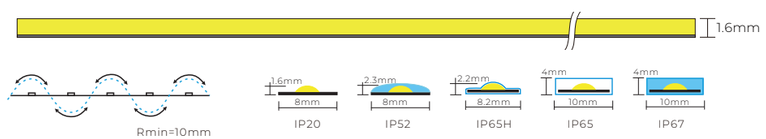

Product Specification

Power(W)	10W
Voltage(V)	DC24V
Max.run length(M)	5m
Ambient Temperature	-20°C~+45°C
Storage Temperature	-25°C~+60°C

Product Photometrics (The data base on IP20 24V)

CRI	CCT	lm/m	lm/w
>90	2700K	450	45
	3000K	500	50
	4000K	550	55
	6000K	600	60

Order code: LY480-COBW30-W24-8mm-10W-FC-IP20

CCT:W27/W30/W40/W65

Voltage:W24

IP:IP20/IP52/IP65H/IP65/IP67

RTR COB TW 608Chips/m 10mm



Dimensions & Waterproof

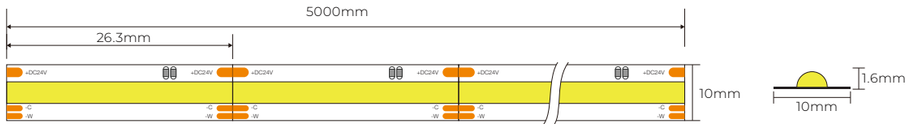

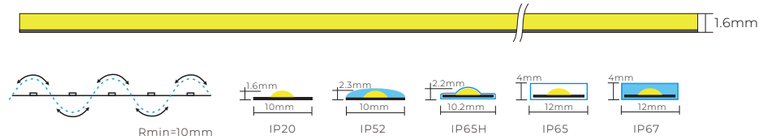

Product Specification

Power(W)	8W
Voltage(V)	DC24V
Max.run length(M)	5m
Ambient Temperature	-20°C~+45°C
Storage Temperature	-25°C~+60°C

Product Photometrics (The data base on IP20 24V)

CRI	CCT	lm/m	lm/w
>90	2700K	640	80
	6500K	480	105
	4000K (mixed)	720	90

Order code: LY608-COBTW-W24-IP20

IP:IP20/IP52/IP65H/IP65/IP67

RTR COB RGB 576Chips/m 10mm



Dimensions & Waterproof

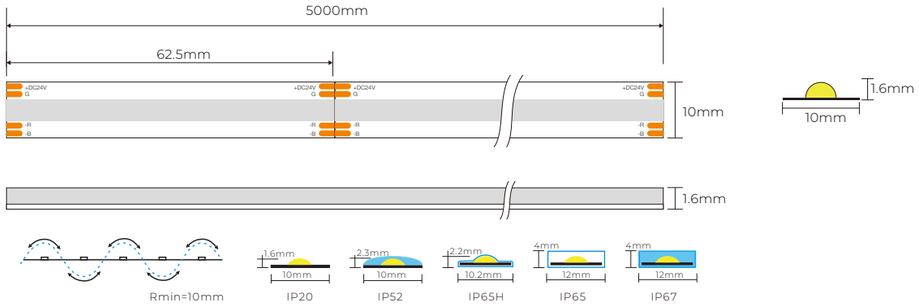

Product Specification

Power(W)	14W
Voltage(V)	DC24V
Max.run length(M)	5m
Ambient Temperature	-20°C~+45°C
Storage Temperature	-25°C~+60°C

Product Photometrics (The data base on IP20 24V)

CRI	CCT	lm/m	w/m	lm/w
--	R	117	6.5	18
	G	270	3	90
	B	45	4.5	10
	RGB	420	14	30

Order code: LY576-COBRGB-W24-8mm-14W-IP20

Voltage:W24

IP:IP20/IP52/IP65H/IP65/IP67

COB SIDE EMITTING

Side Emitting COB LED strips feature specially designed diodes that emit light sideways, making them perfect for signage, lettering, and edge highlighting. These strips offer high LED density for bright, uniform illumination.

SIDE EMITTING COB 480Chips/m 8mm



Dimensions & Waterproof

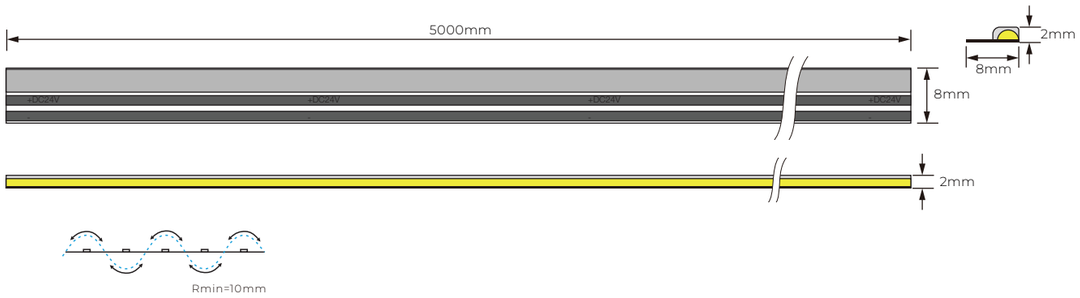

Product Specification

Power(W)	10W
Voltage(V)	DC24V
Max.run length(M)	5m
Ambient Temperature	-20°C~+45°C
Storage Temperature	-25°C~+60°C

Product Photometrics (The data base on IP20 24V)

CRI	CCT	lm/m	lm/w
>90	2700K	250	25
	3000K	300	30
	4000K	350	35
	6500K	400	40
>80	2700K	300	30
	3000K	350	35
	4000K	400	40
	6500K	450	45

Order code: LY480-ECOBW30-W24-IP20-FC

CCT:W27/W30/W40/W65

SIDE EMITTING COB 576Chips/m 10mm



Dimensions & Waterproof



Product Specification

Power(W)	8+8W
Voltage(V)	DC24V
Max.run length(M)	5m
Ambient Temperature	-20°C~+45°C
Storage Temperature	-25°C~+60°C

Product Photometrics (The data base on IP20 24V)

CRI	CCT	lm/m	lm/w
>90	2700K	240	30
	6500K	280	35
>80	2700K	280	35
	6500K	320	40

Order code: LY576-ECOBTW2765-W24-IP20-FC

SIDE EMITTING COB RGB 630Chips/m 10mm



Dimensions & Waterproof

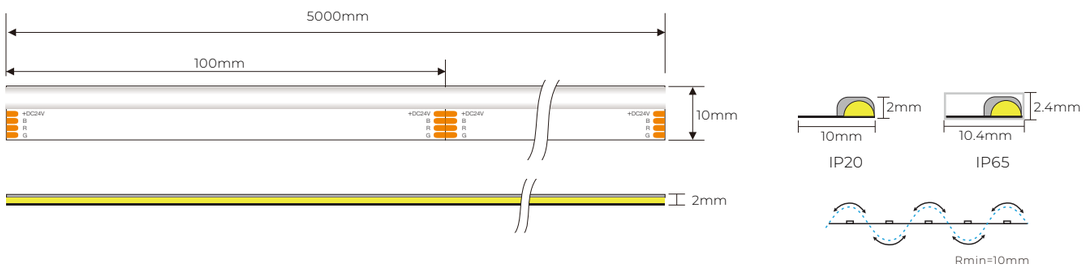

Product Specification

Power(W)	9W
Voltage(V)	DC24V
Max.run length(M)	9m
Ambient Temperature	-20°C~+45°C
Storage Temperature	-25°C~+60°C

Product Photometrics (The data base on IP20 24V)

CRI	CCT	lm/m	w/m	lm/w
--	R	40	4	10
	G	125	2.5	50
	B	15	2.5	6
	RGB	180	9	20

Order code: LY630-ECOBRGB-W24-IP20

IP:IP20/IP65

SIDE EMITTING COB SPI RGB 630Chips/m 10mm



Dimensions & Waterproof

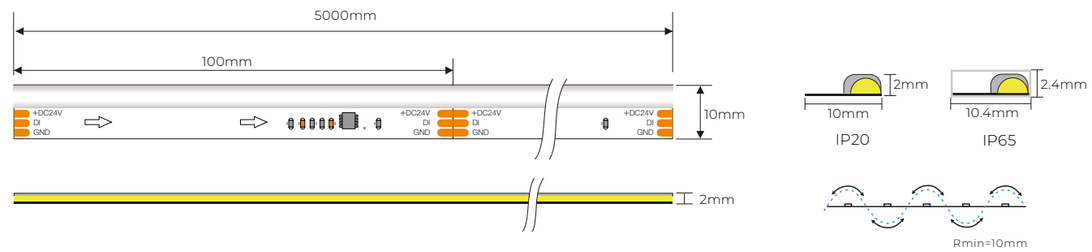

Product Specification

Power(W)	11W
Voltage(V)	DC24V
Max.run length(M)	9m
Ambient Temperature	-20°C~+45°C
Storage Temperature	-25°C~+60°C

Product Photometrics (The data base on IP20 24V)

CRI	CCT	lm/m	w/m	lm/w
--	R	36	4	9
	G	160	4	40
	B	20	4	5
	RGB	220	11	20

Order code: LY630-IECOBRGB-W24-IP20

IP:IP20/IP65

SMD SINGLE COLOR

Single color LED strip lights, also known as monochrome LED strip light strips, produce an energy-efficient, appealing, and long-lasting solution for under-cabinet lighting, patio/deck lighting, accent lighting, and more.

- High color consistency, 3 step Macadam
- High CRI, Ra>90
- 1800K ~ 6000K and other custom CCT available
- Red/Green/Blue/Yellow/Amber/Pink/UV available
- LM80 compatible, more than 50000 hours lifespan
- 2mm ~ 30mm PCB width available
- Different LED density from 30LEDs/m to 700LEDs/m
- Different power consumption from 2.4w/m to 30w/m
- IP20/IP52/IP65/IP67/IP68 available



2835SMD SERIES

The 2835 SMD series is our LED strip with the most stable quality, extensively employed in demanding projects. With its high CRI, super brightness, and unmatched efficiency, this range promises superior quality and exceptional value.

Designed for basic yet powerful lighting needs, these strips deliver efficient brightness and elevate the user experience. Noteworthy for their stability and cost-effectiveness, they are a prevalent choice.

Frequently used in offices, homes, schools, hospitals, hotels, and markets, these strips can function standalone or complement other lighting systems. With their refined design and functional efficiency, they offer exceptional value and light up various spaces with precision and style.



PRODUCT PARAMETER

Model	LEDs/m	PCB Width (mm)	Cutting Length (mm)	Voltage (Vdc)	Power (w/m)	CRI	Lumen (lm/m) @3000K	Efficacy (Lm/w) @3000K	IP rate
LY30-S2835W30-Wx	30	8	100mm@12v 166.67mm@24v	12v/24v	6	>90	531	88.5	IP20/IP52/IP65/IP65H/ IP65E/IP67/IP67E/IP68
LY60-S2835W30-Wx	60	5	16.67mm@5v	5v	8	>90	600	75	IP20/IP65/IP65H
LY60-S2835W30-Wx	60	5	50mm@12v 100mm@24v	12v/24v	10	>90	890	89	IP20/IP65/IP65H
LY60-S2835W30-Wx	60	8	50mm@12v 100mm@24v	12v/24v	12	>90	1060	88.5	IP20/IP52/IP65/IP65H/ IP65E/IP67/IP67E/IP68
LY60-S2835W30-Wx	60	10	50mm@12v 100mm@24v	12v/24v	12	>90	1060	88.5	IP20/IP52/IP65/IP65H/ IP65E/IP67/IP67E/IP68
LY70-S2835W30-Wx	70	10	100mm@24v	24v	12	>90	1230	102.5	IP20/IP52/IP65/IP65H/ IP65E/IP67/IP67E/IP68
LY84-S2835W30-Wx	84	8	35.72mm@12v	12v	16.8	>90	1478	87.9	IP20/IP52/IP65/IP65H/ IP65E/IP67/IP67E/IP68
LY84-S2835W30-Wx	84	10	35.72mm@12v 71.43mm@24v	12v/24v	16.8	>90	1478	87.9	IP20/IP52/IP65/IP65H/ IP65E/IP67/IP67E/IP68
LY98-S2835W30-Wx	98	8	71.43mm@24v	24v	16.8	>90	1724	102.5	IP20/IP52/IP65/IP65H/ IP65E/IP67/IP67E/IP68
LY120-S2835W30-Wx	120	5	25mm@12v 50mm@24v	12v/24v	14.4	>90	1320	91	IP20/IP65/IP65H

PRODUCT PARAMETER

Model	LEDs/m	PCB Width (mm)	Cutting Length (mm)	Voltage (Vdc)	Power (w/m)	CRI	Lumen (lm/m) @3000K	Efficacy (Lm/w) @3000K	IP rate
LY120-S2835W30-Wx	120	6	25mm@12v 50mm@24v	12v/24v	16.8	>90	1536	91.4	IP20/IP65/IP65H
LY120-S2835W30-Wx	120	8	25mm@12v 50mm@24v	12v/24v	19.2	>90	1720	89.5	IP20/IP52/IP65/IP65H/ IP65E/IP67/IP67E/IP68
LY120-S2835W30-Wx HOT	120	10	25mm@12v 50mm@24v	12v/24v	24	>90	2110	88	IP20/IP52/IP65/IP65H/ IP65E/IP67/IP67E/IP68
LY140-S2835W30-Wx	140	5	50mm@24v	24v	14.4	>90	1540	106	IP20/IP65/IP65H
LY140-S2835W30-Wx	140	10	50mm@24v	24v	24	>90	2460	102.5	IP20/IP52/IP65/IP65H/ IP65E/IP67/IP67E/IP68
LY144-S2835W30-Wx	144	15	83.34mm@24v	24v	28.8	>90	2534	88	IP20/IP52/IP65/IP67
LY168-S2835W30-Wx	168	6	17.86mm@12v 35.72mm@24v	12v/24v	10	>90	940	94	IP20/IP65/IP65H
LY168-S2835W30-Wx	168	20	35.72mm@24v	24v	30	>90	2670	89	IP20/IP52/IP65/IP67
LY180-S2835W30-Wx	180	5	33.34mm@24v	24v	14.4	>90	1322	91.8	IP20/IP65/IP65H
LY180-S2835W30-Wx	180	8	33.34mm@24v	24v	14.4	>90	1322	91.8	IP20/IP52/IP65/IP65H/ IP65E/IP67/IP67E/IP68
LY180-S2835W30-Wx HOT	180	10	33.34mm@24v	24v	24	>90	2190	91.25	IP20/IP52/IP65/IP65H/ IP65E/IP67/IP67E/IP68
LY182-S2835W30-Wx	182	10	38.47mm@24v	24v	24	>90	2520	105	IP20/IP52/IP65/IP65H/ IP65E/IP67/IP67E/IP68
LY182-S2835W30-Wx	182	32	38.47mm@24v	24v	25	>90	2620	104.8	IP20
LY240-S2835W30-Wx	240	10	25mm@24v	24v	24	>90	2200	91.6	IP20/IP52/IP65/IP65H/ IP65E/IP67/IP67E/IP68
LY120-S2835W30-Wx	120	10	8.34mm@5v	5v	12	>90	930	77.5	IP20/IP52/IP65/IP65H/ IP65E/IP67/IP67E/IP68
LY120-S2835W30-Wx	120	10	8.34mm@12v	12v	14	>90	1400	100	IP20/IP52/IP65/IP65H/ IP65E/IP67/IP67E/IP68
LY120-S2835W30-Wx	120	10	8.34mm@24v	24v	19	>90	1750	97	IP20/IP52/IP65/IP65H/ IP65E/IP67/IP67E/IP68

Note: The given data are typical values. Due to the tolerances of the production process and the electrical components, values for light output and electrical power can vary up to 10%. Detailed specification, pls download from our website or contact our sales.

SINGLE COLOR 2835 120LEDs 10mm



Dimensions & Waterproof

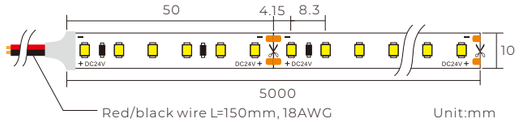

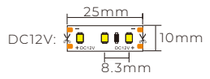

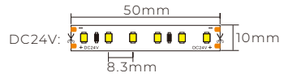



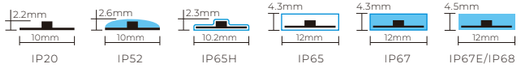

Product Specification

Power(W)	24Watt/meter
Voltage(V)	DC24V/DC12V
Copper foil	2oz
Ambient Temperature	-25°C~+45°C
Storage Temperature	-25°C~+60°C

Product Photometrics (The data base on IP20 24V)

CRI	CCT	lm/m	lm/w
>90	2100±100	1658.16	69.09
	2400±100	1868.16	77.84
	2700±100	2135.52	88.98
	3000±100	2154.72	89.78
	4000±200	2349.12	97.88
	6000±300	2266.80	94.45
>80	2100±100	2340.17	97.51
	2400±100	2520.10	105.00
	2700±100	2640.07	110.00
	3000±100	2760.05	115.00
	4000±200	2820.07	117.50
	6000±300	2856.05	119.00

Order code: LY120-S2835 W30-W24-IP20

CCT:W21/W24/W27/W30/W40/W60

Voltage:W12/W24

IP:IP20/IP52/IP65H/IP65/IP67/IP67E/IP68

SINGLE COLOR 2835 180LEDs 10mm



Dimensions & Waterproof

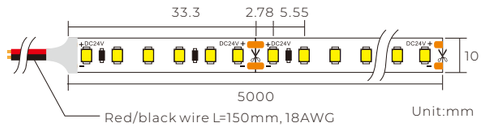

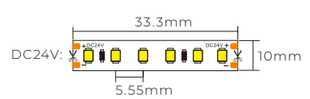



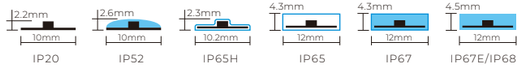

Product Specification

Power(W)	24Watt/meter
Voltage(V)	DC24V
Copper foil	2oz
Ambient Temperature	-25°C~+45°C
Storage Temperature	-25°C~+60°C

Product Photometrics (The data base on IP20 24V)

CRI	CCT	lm/m	lm/w
>90	2100±100	1716.07	71.50
	2400±100	1886.03	78.58
	2700±100	2080.01	86.67
	3000±100	2190.00	91.25
	4000±200	2328.05	97.00
	6000±300	2448.04	102.00
>80	2100±100	2388.04	99.50
	2400±100	2568.04	107.00
	2700±100	2695.01	112.29
	3000±100	2817.19	117.38
	4000±200	2880.03	120.00
	6000±300	2916.08	121.50

Order code: LY180-S2835 W30-W24-IP20

CCT:W21/W24/W27/W30/W40/W60

IP:IP20/IP52/IP65H/IP65/IP67/IP67E/IP68



5050SMD SERIES

The 5050 SMD series stands as our classic LED strips, offering a vast range of colors, CCT from 1800K to over 10000K, a wide array of Bin ranges, and several CRI options (CRI80, CRI90, CRI95, and beyond). These strips boast diverse power and lumen capacities and offer a comprehensive variety of IP ratings, including IP52, all IPrate sluh as IP52 IP65 IP65E IP67 IP68. OEM and ODM services are available for this series.

Users can choose the most suitable product to match their environmental needs, function requirements, projects, and budgets. The 5050 SMD series exemplifies versatility and customization in LED lighting solutions.



PRODUCT PARAMETER

Model	LEDs/m	PCB Width (mm)	Cutting Length (mm)	Voltage (Vdc)	Power (w/m)	CRI	Lumen (lm/m) @3000K	Efficacy (Lm/w) @3000K	IP rate
LY30-S5050W30-Wx	30	10	100mm@12v 166.67mm@24v	12v/24v	7.2	>90	550	77	IP20/IP52/IP65/IP65H/ IP65E/IP67/IP67E/IP68
LY48-S5050W30-Wx	48	10	62.5mm@12v 125mm@24v	12v/24v	11.52	>90	880	77	IP20/IP52/IP65/IP65H/ IP65E/IP67/IP67E/IP68
LY60-S5050W30-Wx	60	8	50mm@24v	24v	14.4	>90	1110	77	IP20/IP52/IP65/IP65H/ IP65E/IP67/IP67E/IP68
LY60-S5050W30-Wx HOT	60	10	50mm@12v 100mm@24v	12v/24v	14.4	>90	1110	77	IP20/IP52/IP65/IP65H/ IP65E/IP67/IP67E/IP68
LY60-S5050W30-Wx	60	12	50mm@12v 100mm@24v	12v/24v	14.4	>90	1110	77	IP20/IP52/IP65/IP65H/ IP65E/IP67/IP67E/IP68
LY72-S5050W30-Wx	72	10	100mm@24v	24v	17.28	>90	1332	77	IP20/IP52/IP65/IP65H/ IP65E/IP67/IP67E/IP68
LY96-S5050W30-Wx	96	12	62.5mm@24v	24v	19.2	>90	1530	79	IP20/IP52/IP65/IP65H/ IP65E/IP67/IP67E/IP68
LY120-S5050W30-Wx	120	15	50mm@24v	24v	28.8	>90	2220	77	IP20/IP52/IP65/IP67
LY120-S5050W30-Wx	120	20	50mm@12v 50mm@24v	12v/24v	28.8	>90	2220	77	IP20/IP52/IP65/IP67

Note: The given data are typical values. Due to the tolerances of the production process and the electrical components, values for light output and electrical power can vary up to 10%. Detailed specification, pls download from our website or contact our sales.

SINGLE COLOR 5050 60LEDs 10mm



Dimensions & Waterproof

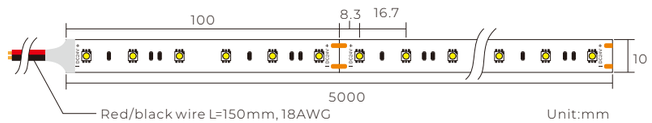

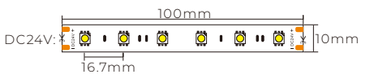

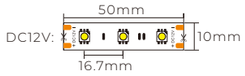



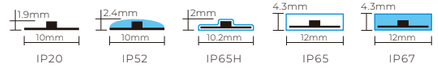

Product Specification

Power(W)	14.4Watt/meter
Voltage(V)	DC24V/DC12V
Copper foil	2oz
Ambient Temperature	-25°C~+45°C
Storage Temperature	-25°C~+60°C

Order code: LY60-S5050 W30-W24-IP20

CCT:W21/W24/W27/W30/W40/W60
Voltage:W12/W24
IP:IP20/IP52/IP65H/IP65/IP67

Product Photometrics (The data base on IP20 24V)

CRI	CCT	lm/m	lm/w
>90	2100±100	742.75	51.58
	2400±100	817.49	56.77
	2700±100	866.30	60.16
	3000±100	926.64	64.35
	4000±200	1012.60	70.32
	6000±300	1067.47	74.13
>80	2100±100	1065.07	73.96
	2400±100	1296.20	90.01
	2700±100	1418.20	98.49
	3000±100	1468.14	101.95
	4000±200	1497.04	103.96
	6000±300	1540.12	106.95



2010SMD SERIES

The 2010 SMD series, a high-density range, features an exceptional LED distribution from 108 LEDs/m to a 720 LEDs/m on ultra-slim PCBs that range from 2mm to 5mm. This compact design perfectly complements various profiles. It is widely used in high-end spaces, such as premium retail stores, exclusive hotels, museums, and galleries, underscoring its mark of distinction and quality.



PRODUCT PARAMETER

Model	LEDs/m	PCB Width (mm)	Cutting Length (mm)	Voltage (Vdc)	Power (w/m)	CRI	Lumen (lm/m) @3000K	Efficacy (Lm/w) @3000K	IP rate
LY60-S2010W30-Wx	60	8	50mm@12v 100mm@24v	12v/24v	4.8	>90	369	77	IP20/IP52/IP65/IP65H/ IP65E/IP67/IP67E/IP68
LY120-S2010W30-Wx	120	8	25mm@12v 50mm@24v	12v/24v	9.6	>90	739	77	IP20/IP52/IP65/IP65H/ IP65E/IP67/IP67E/IP68
LY240-S2010W30-Wx HOT	240	4	25mm@24v	24v	10	>90	810	81	IP20/IP65H
LY240-S2010W30-Wx	240	10	25mm@24v	24v	19.2	>90	1478	77	IP20/IP52/IP65/IP65H/ IP65E/IP67/IP67E/IP68
LY280-S2010W30-Wx	280	10	25mm@24v	24v	19.2	>90	1747	91	IP20/IP52/IP65/IP65H/ IP65E/IP67/IP67E/IP68
LY300-S2010W30-Wx	300	10	20mm@24v	24v	20	>90	1580	79	IP20/IP52/IP65/IP65H/ IP65E/IP67/IP67E/IP68
LY420-S2010W30-Wx	420	10	16.67mm@24v	24v	20	>90	1860	93	IP20/IP52/IP65/IP65H/ IP65E/IP67/IP67E/IP68
LY560-S2010W30-Wx	560	10	12.5mm@24v	24v	20	>90	1900	95	IP20/IP52/IP65/IP65H/ IP65E/IP67/IP67E/IP68
LY700-S2010W30-Wx	700	10	10mm@24v	24v	20	>90	1920	96	IP20/IP52/IP65/IP65H/ IP65E/IP67/IP67E/IP68
LY720-S2010W30-Wx	720	10	8.33mm@24v	24v	20	>90	1610	80.5	IP20/IP52/IP65/IP65H/ IP65E/IP67/IP67E/IP68
LY720-S2010W30-Wx	720	8	8.33mm@24v	24v	20	>90	1610	80.5	IP20/IP52/IP65/IP65H/ IP65E/IP67/IP67E/IP68

Note: The given data are typical values. Due to the tolerances of the production process and the electrical components, values for light output and electrical power can vary up to 10%. Detailed specification, pls download from our website or contact our sales.

SINGLE COLOR 2010 240LEDs 4mm



Dimensions & Waterproof

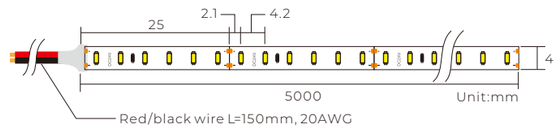

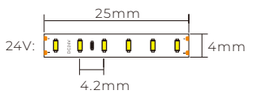





Product Specification

Power(W)	10Watt/meter
Voltage(V)	DC24V
Copper foil	2oz
Ambient Temperature	-25°C~+45°C
Storage Temperature	-25°C~+60°C

Product Photometrics (The data base on IP20 24V)

CRI	CCT	lm/m	lm/w
>90	2400±100	720.00	72.00
	2700±100	816.00	81.60
	3000±100	912.00	91.20
	4000±200	888.00	88.80
	6000±300	984.00	98.40

Order code: LY240-S2010 W30-W24-IP20

CCT:W24/W27/W30/W40/W60

IP:IP20/IP65H



2216SMD SERIES

The 2216 SMD series signifies our high-stability strip, characterized by its robust LED frame, zero lighting dots, and super-dense LED distribution. With an ultra-slim thickness of just 1.2mm, it seamlessly aligns with various profiles. This series is primarily used in high-end environments such as premium retail stores, exclusive hotels, museums, and galleries, underlining its premium quality and superior performance.

Dimmable | One Bin | 120° Beam angle | LM80 Compliant | 5 Warranty | Kelvin Lm/m W/m Customization

SINGLE COLOR 2216 240LEDs 10mm



Dimensions & Waterproof

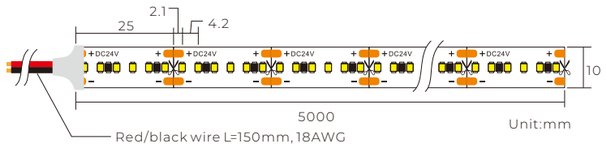

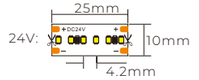



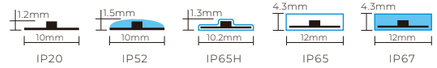

PRODUCT PARAMETER

Model	LEDs/m	PCB Width (mm)	Cutting Length (mm)	Voltage (Vdc)	Power (w/m)	CRI	Lumen (lm/m) @3000K	Efficacy (Lm/w) @3000K	IP rate
LY120-S2216W30-Wx	120	10	50mm@24v	24v	9.6	>90	750	81	IP20/IP52/IP65/IP65H/ IP65E/IP67/IP67E/IP68
LY180-S2216W30-Wx	180	10	33.33mm@24v	24v	14.4	>90	1123	81	IP20/IP52/IP65/IP65H/ IP65E/IP67/IP67E/IP68
LY240-S2216W30-Wx	240	5	25mm@24v	24v	10	>90	890	89	IP20/IP65/IP65H
LY240-S2216W30-Wx HOT	240	10	25mm@24v	24v	19.2	>90	1500	81	IP20/IP52/IP65/IP65H/ IP65E/IP67/IP67E/IP68
LY300-S2216W30-Wx	300	10	20mm@24v	24v	20	>90	1700	85	IP20/IP52/IP65/IP65H/ IP65E/IP67/IP67E/IP68
LY420-S2216W30-Wx	420	10	14.28mm@24v	24v	24	>90	2050	85	IP20/IP52/IP65/IP65H/ IP65E/IP67/IP67E/IP68

Note: The given data are typical values. Due to the tolerances of the production process and the electrical components, values for light output and electrical power can vary up to 10%. Detailed specification, pls download from our website or contact our sales.

Product Specification

Power(W)	10Watt/meter
Voltage(V)	DC24V
Copper foil	2oz
Ambient Temperature	-25°C~+45°C
Storage Temperature	-25°C~+60°C

Product Photometrics (The data base on IP20 24V)

CRI	CCT	lm/m	lm/w
>90	2700±100	1570.56	81.80
	3000±100	1591.10	82.87
	4000±200	1613.95	84.06
	6000±300	1648.90	85.88

Order code: LY240-S2216 W30-W24-IP20

CCT:W27/W30/W40/W60

IP:IP20/IP52/IP65H/IP65/IP67



3014SMD SERIES

The 3014 SMD series is specifically designed for decorative lighting. It delivers stable performance, exceptional quality, and high cost-effectiveness, making it a standout choice for aesthetically enhancing spaces.

SINGLE COLOR 3014 240LEDs 10mm



Dimensions & Waterproof

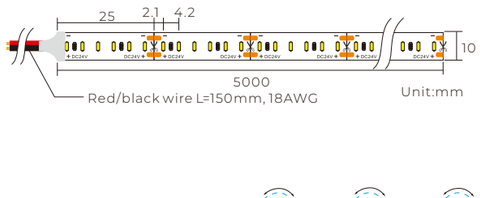

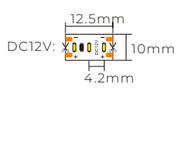

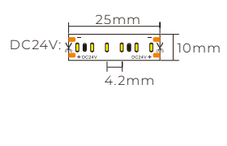



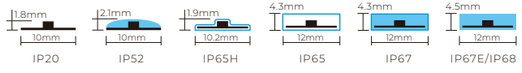

PRODUCT PARAMETER

Model	LEDs/m	PCB Width (mm)	Cutting Length (mm)	Voltage (Vdc)	Power (w/m)	CRI	Lumen (lm/m) @3000K	Efficacy (Lm/w) @3000K	IP rate
LY60-S3014W30-Wx	60	8	50mm@12v 100mm@24v	12v/24v	7.2	>90	640	89	IP20/IP52/IP65/IP65H/ IP65E/IP67/IP67E/IP68
LY70-S3014W30-Wx	70	8	100mm@24v	24v	7.2	>90	750	104	IP20/IP52/IP65/IP65H/ IP65E/IP67/IP67E/IP68
LY120-S3014W30-Wx	120	5	25mm@12v 50mm@24v	12v/24v	12	>90	1080	90	IP20/IP65/IP65H
LY120-S3014W30-Wx	120	8	25mm@12v 50mm@24v	12v/24v	12	>90	1080	90	IP20/IP52/IP65/IP65H/ IP65E/IP67/IP67E/IP68
LY140-S3014W30-Wx	140	10	50mm@24v	24v	14.4	>90	1498	104	IP20/IP52/IP65/IP65H/ IP65E/IP67/IP67E/IP68
LY204-S3014W30-Wx	204	10	14.7mm@12v 29.4mm@24v	12v/24v	20.4	>90	1836	90	IP20/IP52/IP65/IP65H/ IP65E/IP67/IP67E/IP68
LY240-S3014W30-Wx HOT	240	10	12.5mm@12v 25mm@24v	12v/24v	24	>90	2160	90	IP20/IP52/IP65/IP65H/ IP65E/IP67/IP67E/IP68

Note: The given data are typical values. Due to the tolerances of the production process and the electrical components, values for light output and electrical power can vary up to 10%. Detailed specification, pls download from our website or contact our sales.

Product Specification

Power(W)	24Watt/meter
Voltage(V)	DC24V/DC12V
Copper foil	2oz
Ambient Temperature	-25°C~+45°C
Storage Temperature	-25°C~+60°C

Order code: LY240-S3014 W30-W24-IP20

CCT:W27/W30/W40/W60
Voltage:W12/W24
IP:IP20/IP52/IP65H/IP65/IP67/IP67E/IP68

Product Photometrics (The data base on IP20 24V)

CRI	CCT	lm/m	lm/w
>90	2700±100	1949.28	81.22
	3000±100	1979.76	82.49
	4000±200	2112.00	88.00
	6000±300	2203.92	91.83
>80	2700±100	2560.04	106.67
	3000±100	2610.03	108.75
	4000±200	2640.09	110.00
	6000±300	2640.04	110.00



5630SMD SERIES

The 5630 SMD series is tailored for projects requiring high-lumen output. Each LED in the series achieves an impressive 22-27lm using only 60mA, making it an ideal solution for commercial applications. When maximum brightness is required to accentuate specific features, this series stands out as the go-to choice.

Dimmable | One Bin | 120° Beam angle | LM80 Compliant | 5 Warranty | Kelvin Lm/m W/m Customization

PRODUCT PARAMETER

Model	LEDs/m	PCB Width (mm)	Cutting Length (mm)	Voltage (Vdc)	Power (w/m)	CRI	Lumen (lm/m) @3000K	Efficacy (Lm/w) @3000K	IP rate
LY30-S5630W30-Wx	30	10	100mm@24v	12v	7.2	>90	825	114	IP20/IP52/IP65/IP65H/ IP65E/IP67/IP67E/IP68
LY60-S5630W30-Wx	60	10	50mm@12v 100mm@24v	12v/24v	14.4	>90	1650	114	IP20/IP52/IP65/IP65H/ IP65E/IP67/IP67E/IP68
LY72-S5630W30-Wx	72	10	83.33mm@24v	24v	17.2	>90	1960	114	IP20/IP52/IP65/IP65H/ IP65E/IP67/IP67E/IP68
LY120-S5630W30-Wx HOT	120	10	50mm@24v	24v	24	>90	2784	116	IP20/IP52/IP65/IP65H/ IP65E/IP67/IP67E/IP68
LY120-S5630W30-Wx	120	15	50mm@24v	24v	28.8	>90	3283	114	IP20/IP52/IP65/IP67
LY240-S5630W30-Wx	240	15	25mm@24v	24v	38.4	>90	4650	121	IP20/IP52/IP65/IP67

Note: The given data are typical values. Due to the tolerances of the production process and the electrical components, values for light output and electrical power can vary up to 10%. Detailed specification, pls download from our website or contact our sales.

SINGLE COLOR 5630 120LEDs 10mm



Dimensions & Waterproof

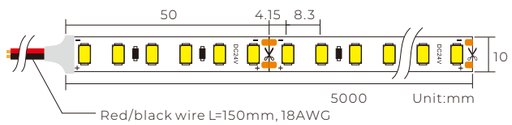

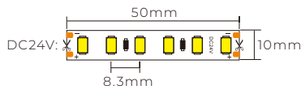



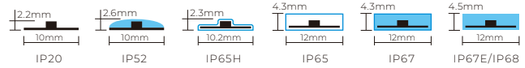

Product Specification

Power(W)	24Watt/meter
Voltage(V)	DC24V
Copper foil	2oz
Ambient Temperature	-25°C~+45°C
Storage Temperature	-25°C~+60°C

Product Photometrics (The data base on IP20 24V)

CRI	CCT	lm/m	lm/w
>90	2700±100	1979.76	82.49
	3000±100	2275.44	94.81
	4000±200	2399.52	99.98
	6000±300	2395.20	99.80
>80	2700±100	2400.14	100.01
	3000±100	2700.14	112.51
	4000±200	2856.03	119.00
	6000±300	2892.06	120.50

Order code: LY120-S5630 W30-W24-IP20

CCT:W27/W30/W40/W60
Voltage:W12/W24
IP:IP20/IP52/IP65H/IP65/IP67/IP67E/IP68



3528SMD SERIES

The 3528 SMD series is our low-output range, designed to meet fundamental illumination needs while also creating a pleasant ambiance in decorative lighting scenarios. Ideal for highlighting ceiling outlines, wall edges and corners, and furniture contours, this series effortlessly blends basic lighting with aesthetic appeal.



PRODUCT PARAMETER

Model	LEDs/m	PCB Width (mm)	Cutting Length (mm)	Voltage (Vdc)	Power (w/m)	CRI	Lumen (lm/m) @3000K	Efficacy (Lm/w) @3000K	IP rate
LY30-S3528W30-Wx	30	8	100mm@12v 166mm@24v	12v/24v	2.4	>90	195	81	IP20/IP52/IP65/IP65H/ IP65E/IP67/IP67E/IP68
LY48-S3528W30-Wx	48	8	62.5mm@12v	12v	3.8	>90	307	81	IP20/IP52/IP65/IP65H/ IP65E/IP67/IP67E/IP68
LY60-S3528W30-Wx	60	5	50mm@12v 100mm@24v	12v/24v	4.8	>90	388	81	IP20/IP65/IP65H
LY60-S3528W30-Wx	60	8	50mm@12v 100mm@24v	12v/24v	4.8	>90	388	81	IP20/IP52/IP65/IP65H/ IP65E/IP67/IP67E/IP68
LY60-S3528W30-Wx	60	10	50mm@12v 100mm@24v	12v/24v	4.8	>90	388	81	IP20/IP52/IP65/IP65H/ IP65E/IP67/IP67E/IP68
LY96-S3528W30-Wx	96	8	31.25mm@12v 62.5mm@24v	12v/24v	7.6	>90	615	81	IP20/IP52/IP65/IP65H/ IP65E/IP67/IP67E/IP68
LY120-S3528W30-Wx	120	5	25mm@12v 50mm@24v	12v/24v	9.6	>90	770	81	IP20/IP65/IP65H
LY120-S3528W30-Wx	120	8	25mm@12v 50mm@24v	12v/24v	9.6	>90	770	81	IP20/IP52/IP65/IP65H/ IP65E/IP67/IP67E/IP68
LY120-S3528W30-Wx	120	10	25mm@12v 50mm@24v	12v/24v	9.6	>90	770	81	IP20/IP52/IP65/IP65H/ IP65E/IP67/IP67E/IP68
LY140-S3528W30-Wx	140	10	50mm@24v	24v	9.6	>90	910	95	IP20/IP52/IP65/IP65H/ IP65E/IP67/IP67E/IP68
LY180-S3528W30-Wx	180	10	33.33mm@24v	24v	14.4	>90	1166	81	IP20/IP52/IP65/IP65H/ IP65E/IP67/IP67E/IP68
LY240-S3528W30-Wx	240	10	12.5mm@12v 25mm@24v	12v/24v	19.2	>90	1555	81	IP20/IP52/IP65/IP65H/ IP65E/IP67/IP67E/IP68
LY240-S3528W30-Wx	240	15	25mm@12v 50mm@24v	12v/24v	19.2	>90	1555	81	IP20/IP52/IP65/IP67
LY360-S3528W30-Wx	360	20	16.66mm@12v 16.66mm@24v	12v/24v	28.8	>90	2332	81	IP20/IP52/IP65/IP67
LY480-S3528W30-Wx	480	28	50mm@24v	24v	38.4	>90	3110	81	IP20

Note: The given data are typical values. Due to the tolerances of the production process and the electrical components, values for light output and electrical power can vary up to 10%. Detailed specification, pls download from our website or contact our sales.

SMD TUNABLE WHITE

Tunable white LED strip light, adjustable color temperature LED strip, or CCT changeable LED tape lights are new types of lighting terms we hear more and more. All of these terms refer to a kind of LED strip light that can be adjusted to emit variable shades of white, usually in the range from 1800K to 6500K or from 2700K to 6500K color temperature(CCT). Adjusting white shades or changing color temperature is achieved through a remote or wired tunable white LED controller or DMX controller.

- High color consistency, 3 step Macadam
- High CRI, Ra>90
- 1800K ~ 6000K and other custom CCT available
- LM80 compatible, more than 50000 hours lifespan
- IP20/IP52/IP65/IP67/IP67E/IP68 available



TUNABLE WHITE SERIES

Tunable white LED strip light, adjustable color temperature LED strip, or CCT changeable LED tape lights are new types of lighting terms we hear more and more. All of these terms refer to a kind of LED strip light that can be adjusted to emit variable shades of white, usually in the range from 1800K to 6000K or from 2700K to 6000K color temperature(CCT). Adjusting white shades or changing color temperature is achieved through a remote or wired tunable white LED controller or DMX controller.

Dimmable · One Bin · 120° Beam angle · LM80 Compliant · 5 Warranty · Kelvin Lm/m W/m Customization

PRODUCT PARAMETER

Model	LEDs/m	PCB Width (mm)	Cutting Length (mm)	Voltage (Vdc)	Power (w/m)	CRI	Lumen (lm/m) @2700K +6000K	Efficacy (Lm/w) @2700K +6000K	IP rate
LY60-S3528TW3060-Wx	60	10	50mm@12v 100mm@24v	12v/24v	9.6	>80	930	96	IP20/IP52/IP65/IP65H/ IP65E/IP67/IP67E/IP68
LY120-S3528TW3060-Wx	120	10	25mm@12v 50mm@24v	12v/24v	19.2	>80	1870	96	IP20/IP52/IP65/IP65H/ IP65E/IP67/IP67E/IP68
LY120-S3528TW3060-Wx	120	10	50mm@12v 100mm@24v	12v/24v	9.6	>90	796	83	IP20/IP52/IP65/IP65H/ IP65E/IP67/IP67E/IP68
LY60-S5050TW3060-Wx	60	10	50mm@12v 100mm@24v	12v/24v	19.2	>80	1560	81	IP20/IP52/IP65/IP65H/ IP65E/IP67/IP67E/IP68
LY60-S5050TW3060-Wx	60	10	100mm@12v 166.7mm@24v	12v/24v	14.4	>90	1340	93	IP20/IP52/IP65/IP65H/ IP65E/IP67/IP67E/IP68
LY224-S3014TW3060-Wx	224	10	62mm@24v	24v	23	>90	2200	94	IP20/IP52/IP65/IP65H/ IP65E/IP67/IP67E/IP68
LY112-S2835TW3060-Wx	112	10	125mm@24v	24v	19.2	>90	1930	99	IP20/IP52/IP65/IP65H/ IP65E/IP67/IP67E/IP68
LY120-S2835TW3060-Wx HOT	120	10	50mm@12v 100mm@24v	12v/24v	24	>90	2240	93	IP20/IP52/IP65/IP65H/ IP65E/IP67/IP67E/IP68

PRODUCT PARAMETER

Model	LEDs/m	PCB Width (mm)	Cutting Length (mm)	Voltage (Vdc)	Power (w/m)	CRI	Lumen (lm/m) @2700K +6000K	Efficacy (Lm/w) @2700K +6000K	IP rate
LY160-S2835TW3060-Wx	160	10	100mm@24v	24v	21	>90	2880	137	IP20/IP52/IP65/IP65H/ IP65E/IP67/IP67E/IP68
LY240-S2835TW3060-Wx	240	12	50mm@24v	24v	24	>90	2330	97	IP20/IP52/IP65/IP65H/ IP65E/IP67/IP67E/IP68
LY112-S5630TW3060-Wx	112	10	125mm@24v	24v	23	>90	2570	111	IP20/IP52/IP65/IP65H/ IP65E/IP67/IP67E/IP68
LY240-S2010TW1830-Wx	240	5	50mm@24v	24v	12	>95	1020	85	IP20/IP65/IP65H
LY364-S2010TW3065-Wx HOT	364	10	38.46mm@24v	24v	20	>95	2074	103.7	IP20/IP52/IP65/IP65H/ IP65E/IP67/IP67E/IP68
LY120-S2835TW3060-Wx	120	10	16.7mm@5v @12v@24v	5v	12	>90	970	67.4	IP20/IP52/IP65/IP65H/ IP65E/IP67/IP67E/IP68
LY120-S2835TW3060-Wx	120	10	16.7mm@5v @12v@24v	12v	14	>90	1440	102	IP20/IP52/IP65/IP65H/ IP65E/IP67/IP67E/IP68
LY120-S2835TW3060-Wx	120	10	16.7mm@5v @12v@24v	24v	19	>90	1800	94.7	IP20/IP52/IP65/IP65H/ IP65E/IP67/IP67E/IP68

Note: The given data are typical values. Due to the tolerances of the production process and the electrical components, values for light output and electrical power can vary up to 10%. Detailed specification, pls download from our website or contact our sales.

TUNABLE WHITE 2835 120LEDs 10mm



Dimensions & Waterproof

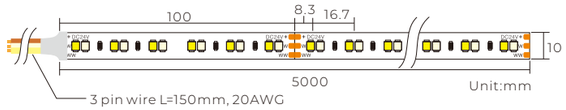

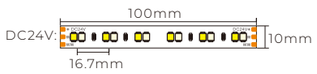

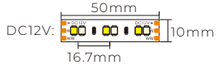

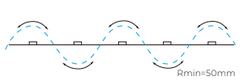

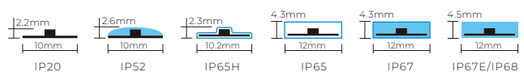

Product Specification

Power(W)	24Watt/meter
Voltage(V)	DC24V/DC12V
Copper foil	2oz
Ambient Temperature	-25°C~+45°C
Storage Temperature	-25°C~+60°C

Product Photometrics (Data base on IP20 CRI>90)

CRI	CCT	lm/m	lm/w
>90	2700	1125.60	93.80
	6000	1170.96	97.58
	2700+6000	2293.92	95.58
>80	2700	1320.49	110.04
	6000	1429.76	119.15
	2700+6000	2753.01	114.71

Order code: LY120-S2835 TW2760-W24-IP20

CCT:TW2160/TW2460/TW2760...
Voltage:W12/W24
IP:IP20/IP52/IP65H/IP65/IP67/IP67E/IP68

TUNABLE WHITE 2010 364LEDs 10mm



Dimensions & Waterproof

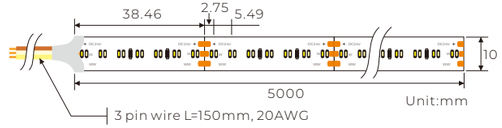



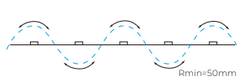

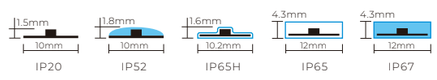

Product Specification

Power(W)	20W(2 colors 100% on)
Voltage(V)	DC24V
Copper foil	2oz
Ambient Temperature	-25°C~+45°C
Storage Temperature	-25°C~+60°C

Product Photometrics (Data base on IP20 CRI>90)

CRI	CCT	lm/m	w/m	lm/w
>90	2700	947.9	10	94.79
	6000	1108.3	10	110.83
	2700+6000	2056	20	102.8

Order code: LY364-S2010 TW2760-W24-IP20

CCT:TW2160/TW2460/TW2760...
IP:IP20/IP52/IP65H/IP65/IP67

SMD DIM TO WARM

Tunable white LED strip light, adjustable color temperature LED strip, or CCT changeable LED tape lights are new types of lighting terms we hear more and more. All of these terms refer to a kind of LED strip light that can be adjusted to emit variable shades of white, usually in the range from 1800K to 6500K or from 2700K to 6500K color temperature(CCT). Adjusting white shades or changing color temperature is achieved through a remote or wired tunable white LED controller or DMX controller.

- High color consistency, 3 step Macadam
- High CRI, Ra>90
- 1800K ~ 6000K and other custom CCT available
- LM80 compatible, more than 50000 hours lifespan
- IP20/IP52/IP65/IP67/IP67E/IP68 available

DIM TO WARM 2835 120LEDs 10mm



Dimensions & Waterproof

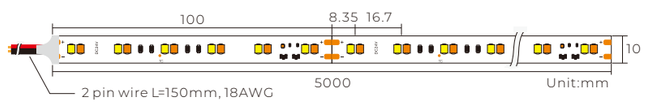

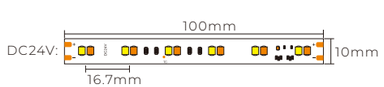



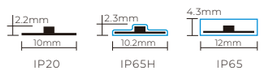

Product Specification

Power(W)	14.4Watt/meter
Voltage(V)	DC24V
Copper foil	2oz
Ambient Temperature	-25°C~+45°C
Storage Temperature	-25°C~+60°C

Order code: LY120-S2835DTW -W24-IP20
IP20/IP65H/IP65

Wiring Diagram

0/1-10V Dimmer

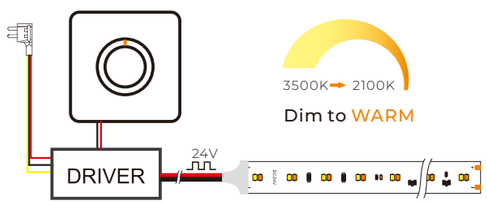

Traditional PWM dimmer

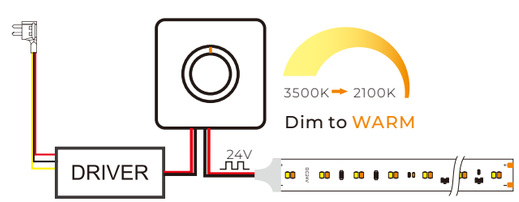

DIM TO WARM 2216 224LEDs 10mm



Dimensions & Waterproof

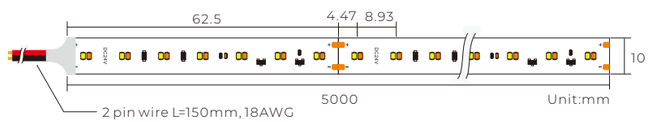

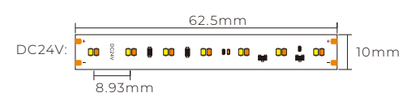



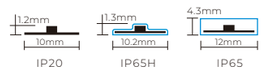

Product Specification

Power(W)	18Watt/meter
Voltage(V)	DC24V
Copper foil	2oz
Ambient Temperature	-25°C~+45°C
Storage Temperature	-25°C~+60°C

Order code: LY224-S2216DTW -W24-IP20
IP20/IP65H/IP65

Wiring Diagram

0/1-10V Dimmer

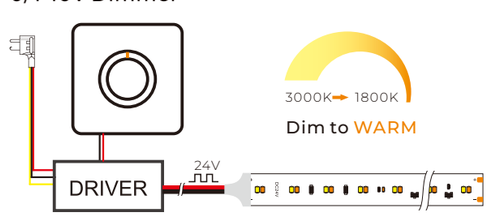

Traditional PWM dimmer

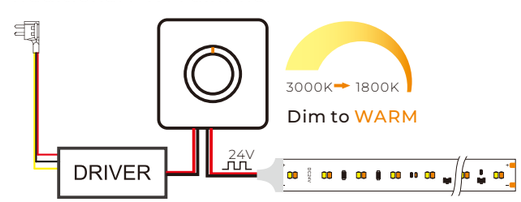

SMD RGBX

RGBX color changing LED strips are 3 channels / 4 channels / 5 channels LED strips that can be connected to the lighting control system or work with the independent controller.It is widely used in residential spaces, exhibitions, leisure & entertainment environments, decoration lighting, atmosphere creation, and changes in holidays.RGBX color changing LED strips contain RGB LED strips, RGBW LED strips, and RGBTW LED strips.

- RGB/RGBW/RGBTW are available
- 5mm/8mm/10mm/12mm/16mm/20mm width are available
- IP20/IP52/IP65/IP67/IP68 are available
- High density, up to 360LEDs/m
- LM80 compatible, 50000 hours lifespan



SMD RGBX

RGBX color changing LED strips are 3 channels / 4 channels / 5 channels LED strips that can be connected to the lighting control system or work with the independent controller.It is widely used in residential spaces, exhibitions, leisure & entertainment environments, decoration lighting, atmosphere creation, and changes in holidays.RGBX color changing LED strips contain RGB LED strips, RGBW LED strips, and RGBTW LED strips.



PRODUCT PARAMETER (RGB Series)

Model	LED Type	CCT(K)	LEDs/m	PCB Width (mm)	Cutting Length (mm)	Voltage (Vdc)	Power (w/m)	CRI	Lumen (lm/m) @3000K	Efficacy (Lm/w) @3000K	IP rate
LY30-S5050RGB-Wx	5050RGB	RGB	30	10	100mm@12v 166.6mm@24v	12v/24v	7.2	/	310	43	IP20/IP52/IP65/IP65H/ IP65E/IP67/IP67E/IP68
LY48-S5050RGB-Wx	5050RGB	RGB	48	10	62.5mm@12v 125mm@24v	24v	11	/	473	43	IP20/IP52/IP65/IP65H/ IP65E/IP67/IP67E/IP68
LY60-S5050RGB-Wx	5050RGB	RGB	60	8	24V:50mm	12v	12	/	528	44	IP20/IP52/IP65/IP65H/ IP65E/IP67/IP67E/IP68
LY60-S5050RGB-Wx HOT	5050RGB	RGB	60	10	50mm@12v 100mm@24v	12v/24v	14.4	/	620	43	IP20/IP52/IP65/IP65H/ IP65E/IP67/IP67E/IP68
LY72-S5050RGB-Wx	5050RGB	RGB	72	10	24V:83.3mm	24v	17.28	/	743	43	IP20/IP52/IP65/IP65H/ IP65E/IP67/IP67E/IP68
LY96-S5050RGB-Wx	5050RGB	RGB	96	12	24V:62.5mm	24v	23W	/	980	43	IP20/IP52/IP65/IP65H/ IP65E/IP67/IP67E/IP68
LY120-S5050RGB-Wx	5050RGB	RGB	120	12	25mm@12v 50mm@24v	12v/24v	24	/	1056	44	IP20/IP52/IP65/IP65H/ IP65E/IP67/IP67E/IP68
LY120-S5050RGB-Wx	5050RGB	RGB	120	20	50mm@12v 50mm@24v	12v/24v	28.8	/	1238	43	IP20/IP52/IP65/IP65H/ IP65E/IP67/IP67E/IP68
LY120-S2835RGB-Wx HOT	2835RGB	RGB	120	5	25mm@12v 50mm@24v	12v/24v	10	/	350	35	IP20/IP65/IP65H
LY120-S2835RGB-Wx	2835RGB	RGB	120	8	50mm@24v	24v	12	/	350	35	IP20/IP52/IP65/IP65H/ IP65E/IP67/IP67E/IP68
LY120-S3838RGB-Wx	3838RGB	RGB	120	8	50mm@24v	24v	12	/	480	40	IP20/IP52/IP65/IP65H/ IP65E/IP67/IP67E/IP68
LY240-S3838RGB-Wx	3838RGB	RGB	240	12	25mm@24v	24v	24	/	960	40	IP20/IP52/IP65/IP65H/ IP65E/IP67/IP67E/IP68
LY60-S020WRGB-Wx	020 RGB Side view	RGB	60	10	50mm@24v	12v	12	/	348	29	IP20/IP52/IP65/IP65H/ IP65E/IP67/IP67E/IP68

PRODUCT PARAMETER (RGB+W Series)

Model	LED Type	CCT(K)	LEDs /m	PCB Width (mm)	Cutting Length (mm)	Voltage (Vdc)	Power (w/m)	CRI	Lumen (lm/m) @3000K	Efficacy (Lm/w) @3000K	IP rate
LY60-S5050RGBWx-Wx	5050RGB+5050W	2100K/2400K/2700K/ 3000K/4000K/6000K	60	10	100mm@12v 166.6mm@24v	12v/24v	14.4	>90	780	54	IP20/IP52/IP65/IP65H/ IP65E/IP67/IP67E/IP68
LY72-S5050RGBWx-Wx	5050RGB+5050W	2100K/2400K/2700K/ 3000K/4000K/6000K	72	12	166.6mm@24v	24v	17.2	>90	930	54	IP20/IP52/IP65/IP65H/ IP65E/IP67/IP67E/IP68
LY96-S5050RGBWx-Wx HOT	5050RGB+5050W	2100K/2400K/2700K/ 3000K/4000K/6000K	96	12	125mm@24v	24v	23	>90	1240	54	IP20/IP52/IP65/IP65H/ IP65E/IP67/IP67E/IP68
LY120-S5050RGBWx-Wx	5050RGB+5050W	2100K/2400K/2700K/ 3000K/4000K/6000K	120	20	100mm@24v	24v	28.8	>90	1560	54	IP20/IP52/IP65/IP67
LY144-S5050RGBWx-Wx	5050RGB+5050W	2100K/2400K/2700K/ 3000K/4000K/6000K	144	20	83.3mm@24v	24v	34.5	>90	1860	54	IP20/IP52/IP65/IP67
LY120-S5050RGBWx-Wx	5050RGB+2835W	2100K/2400K/2700K/ 3000K/4000K/6000K	120	12	50mm@12v 100mm@24v	12v/24v	26.4	>90	1676	63	IP20/IP52/IP65/IP65H/ IP65E/IP67/IP67E/IP68
LY140-S5050RGBWx-Wx	5050RGB+2835W	2100K/2400K/2700K/ 3000K/4000K/6000K	140	12	100mm@24v	24v	26.4	>90	1821	69	IP20/IP52/IP65/IP65H/ IP65E/IP67/IP67E/IP68
LY168-S5050RGBWx-Wx	5050RGB+2835W	2100K/2400K/2700K/ 3000K/4000K/6000K	168	12	83.3mm@24v	24v	26.4	>90	1900	70	IP20/IP52/IP65/IP65H/ IP65E/IP67/IP67E/IP68
LY240-S3838RGBWx-Wx	3838RGB+2010W	2700K/3000K/ 4000K/6000K	240	10	50mm@24v	24v	19.2	>90	1030	53	IP20/IP52/IP65/IP65H/ IP65E/IP67/IP67E/IP68
LY72-S020RGBWx-Wx	020RGB+ 3014W Side view	2700K/3000K/ 4000K/6000K	72	12	166.6mm@24v	24v	12	>80	534	44.5	IP20/IP52/IP65/IP65H/ IP65E/IP67/IP67E/IP68
LY60-S5050RGBWx-Wx	5050 RGBW 4in1	2700K/3000K/ 4000K/6000K	60	10	50mm@12v 100mm@24v	12v/24v	19.2	>80	1170	61	IP20/IP52/IP65/IP65H/ IP65E/IP67/IP67E/IP68
LY60-LS5050RGBWx-Wx HOT	5050 RGBW 4in1	2700K/3000K/ 4000K/6000K	60	12	50mm@12v 100mm@24v	12v/24v	19.2	>80	1170	61	IP20/IP52/IP65/IP65H/ IP65E/IP67/IP67E/IP68
LY72-LS5050RGBWx-Wx	5050 RGBW 4in1	2700K/3000K/ 4000K/6000K	72	12	83.3mm@24v	24v	23	>80	1400	61	IP20/IP52/IP65/IP65H/ IP65E/IP67/IP67E/IP68
LY84-LS5050RGBWx-Wx	5050 RGBW 4in1	2700K/3000K/ 4000K/6000K	84	12	35.7mm@12v 71.4mm@24v	12v/24v	26.8	>80	1634	61	IP20/IP52/IP65/IP65H/ IP65E/IP67/IP67E/IP68
LY96-LS5050RGBWx-Wx	5050 RGBW 4in1	2700K/3000K/ 4000K/6000K	96	12	62.5mm@24v	24v	30.7	>80	1872	61	IP20/IP52/IP65/IP65H/ IP65E/IP67/IP67E/IP68
LY96-LS5050RGBWx-Wx	5050 RGBW 4in1	2700K/3000K/ 4000K/6000K	96	12	62.5mm@24v	24v	30.7	>80	1872	61	IP20/IP52/IP65/IP65H/ IP65E/IP67/IP67E/IP68

PRODUCT PARAMETER (RGBTW Series)

Model	LED Type	CCT(K)	LEDs /m	PCB Width (mm)	Cutting Length (mm)	Voltage (Vdc)	Power (w/m)	CRI	Lumen (lm/m) @3000K	Efficacy (Lm/w) @3000K	IP rate
LY210-S5050RGBTWx-Wx	5050RGB+2835TW	2700K/3000K/ 4000K/6000K	210	12	100mm@24v	24v	26.4	90	2112	76	IP20/IP52/IP65/IP65H/ IP65E/IP67/IP67E/IP68
LY360-S3838RGBTWx-Wx	3838RGB+2010TW	2700K/3000K/ 4000K/6000K	360	12	50mm@24v	24v	24	>90	1500	62.5	IP20/IP52/IP65/IP65H/ IP65E/IP67/IP67E/IP68
LY60-LS5050RGBTWx-Wx HOT	5050 RGB+TW 5in1	RGB+2200-2500k+6000K	60	12	100mm@24v	24v	19.2	>80	1180	63	IP20/IP52/IP65/IP65H/ IP65E/IP67/IP67E/IP68
LY84-LS5050RGBTWx-Wx	5050 RGB+TW 5in1	RGB+2200-2500k+6000K	84	12	83.3mm@24v	24v	19.2	>80	1350	72	IP20/IP52/IP65/IP65H/ IP65E/IP67/IP67E/IP68
LY96-LS5050RGBTWx-Wx	5050 RGB+TW 5in1	RGB+2200-2500k+6000K	96	12	62.5mm@24v	24v	19.2	>80	1350	72	IP20/IP52/IP65/IP65H/ IP65E/IP67/IP67E/IP68

Note: The given data are typical values. Due to the tolerances of the production process and the electrical components, values for light output and electrical power can vary up to 10%. Detailed specification, pls download from our website or contact our sales.

RGB 2835 120LEDs 5mm



Dimensions & Waterproof



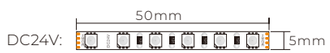

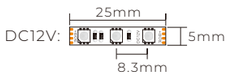



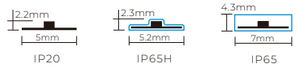

Product Specification

Power(W)	10Watt/meter
Voltage(V)	DC24V/DC12V
Copper foil	2oz
Ambient Temperature	-25°C~+45°C
Storage Temperature	-25°C~+60°C

Product Photometrics (The data base on IP20 24V)

CRI	CCT	lm/m	w/m	lm/w
--	R	84.20	3.22	26.15
	G	278.54	3.49	79.81
	B	62.02	3.29	18.85
	RGB	417.5	10	41.75

Order code: LY120-S2835 RGB -W24-IP20

Voltage:W12/W24

IP:IP20/IP65H/IP65

RGB 5050 60LEDs 10mm



Dimensions & Waterproof

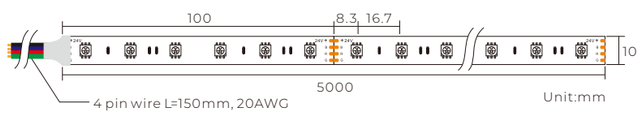

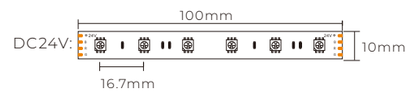

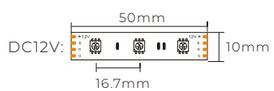



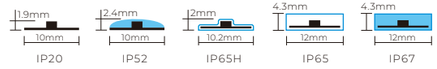

Product Specification

Power(W)	14.4Watt/meter
Voltage(V)	DC24V/DC12V
Copper foil	2oz
Ambient Temperature	-25°C~+45°C
Storage Temperature	-25°C~+60°C

Product Photometrics (The data base on IP20 24V)

CRI	CCT	lm/m	w/m	lm/w
--	R	132.13	4.8	27.53
	G	434.08	4.8	90.43
	B	79.08	4.8	16.48
	RGB	635.13	14.4	44.11

Order code: LY60-S2835 RGB -W24-IP20

Voltage:W12/W24

IP:IP20/IP52/IP65H/IP65/IP67

RGB+W 5050 96LEDs 12mm



Dimensions & Waterproof



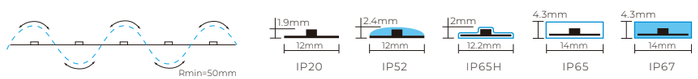

Product Specification

Power(W)	23.04Watt/meter
Voltage(V)	DC24V
Copper foil	2oz
Ambient Temperature	-25°C~+45°C
Storage Temperature	-25°C~+60°C

Product Photometrics (The data base on IP20 24V)

CRI	CCT	lm/m	w/m	lm/w
--	Red	99.9	3.33	30.00
	Green	319.92	3.72	86.00
	Blue	61.92	3.44	18.00
>90	6000K	935.00	11.00	85.00
	RGBW	1280.16	20.32	63.00

Order code: LY96-S5050 RGBW27 -W24-IP20

CCT:RGBW21/RGBW24/RGBW27/
RGBW30/RGBW40/RGBW60
IP:IP20/IP52/IP65H/IP65/IP67

RGBW 5050 60LEDs(4 in 1) 12mm



Dimensions & Waterproof



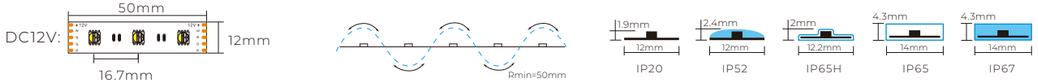

Product Specification

Power(W)	19.2Watt/meter
Voltage(V)	DC24V/DC12V
Copper foil	2oz
Ambient Temperature	-25°C~+45°C
Storage Temperature	-25°C~+60°C

Product Photometrics (The data base on IP20 24V)

CRI	CCT	lm/m	w/m	lm/w
--	Red	141.98	4.26	33.33
	Green	441.46	5.37	82.21
	Blue	122.87	4.77	25.76
>80	6000K	517.68	4.8	107.85
	RGBW	1226.11	19.2	63.86

Order code: LY60-S5050 RGBW27 -W24-IP20

CCT:RGBW27/RGBW30/RGBW40/RGBW60
Voltage:W12/W24
IP:IP20/IP52/IP65H/IP65/IP67

RGBTW 5050 60LEDs(5 in 1) 12mm



Dimensions & Waterproof

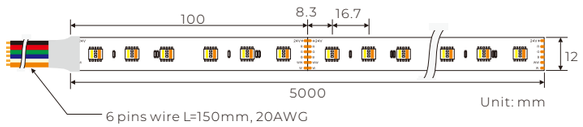

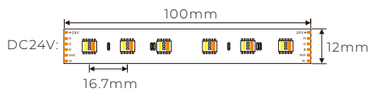

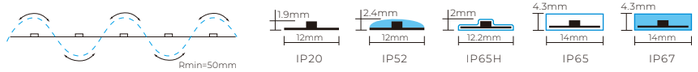

Product Specification

Power(W)	19.2Watt/meter
Voltage(V)	DC24V
Copper foil	2oz
Ambient Temperature	-25°C~+45°C
Storage Temperature	-25°C~+60°C

Order code: LY60-S5050 RGBTW -W24-IP20
IP:IP20/IP52/IP65H/IP65/IP67

Product Photometrics (The data base on IP20 24V CRI>80)

CRI	CCT	lm/m	w/m	lm/w
--	Red	107.90	3.32	32.50
	Green	244.95	3.27	74.91
	Blue	65.72	3.57	18.41
>80	2400K	311.28	3.72	83.68
	6000K	390.08	3.73	104.58
--	RGBTW	1101.14	18.24	60.37

SMD PIXEL

Individual addressable led strip is also called digital led strip, pixel led strip, programmable led strip, chasing led strip, magic led strip, or dream color led strip, is a led strip with control ICs that allow you to control individual LEDs or groups of LEDs. You can control a specific part of the led strip, which is why it is called ‘addressable’.

- DMX512 / SPI are available
- RGB / RGBW are available
- 5V / 12V / 24V are available
- IP20/IP52/IP65/IP67/IP68 are available



SMD PIXEL

Individual addressable led strip is also called digital led strip, pixel led strip, programmable led strip, chasing led strip, magic led strip, or dream color led strip, is a led strip with control ICs that allow you to control individual LEDs or groups of LEDs. You can control a specific part of the led strip, which is why it is called ‘addressable’.

Dimmable · One Bin · 120° Beam angle · LM80 Compliant · 5 Warranty · Kelvin Lm/m W/m Customization

PRODUCT PARAMETER

Model	LEDs/m	IC Type	Pixel (P/m)	PCB Width (mm)	Cutting Length (mm)	Voltage (Vdc)	Power (w/m)	CRI	Lumen (lm/m) @3000K	Efficacy (Lm/w) @3000K	IP rate
LY60-S5050RGB-W5-SK6812 HOT	60	SK6812	60	10	16.66mm@5v	5v	10.6	>80	268	25.3	IP20/IP52/IP65/IP65H/ IP65E/IP67/IP67E/IP68
LY60-S5050RGBW-W5-SK6812	60	SK6812	60	10	16.66mm@5v	5v	12	>80	655	54.6	IP20/IP52/IP65/IP65H/ IP65E/IP67/IP67E/IP68
LY60-S5050RGB-W12-MT1809	60	MT1809	60	10	16.66mm@12v	12v	8	>80	250	31.3	IP20/IP52/IP65/IP65H/ IP65E/IP67/IP67E/IP68
LY120-S2835W-W24-UCS1903H	120	UCS1903H	10	10	100mm@24v	24v	14.4	>80	1200	83.3	IP20/IP52/IP65/IP65H/ IP65E/IP67/IP67E/IP68
LY120-S2835RGB-W24-WS2811	120	WS2811	10	8	100mm@24v	24v	12.5	>80	389	31.1	IP20/IP52/IP65/IP65H/ IP65E/IP67/IP67E/IP68
LY60-S5050RGB-W12-UCS1903H HOT	60	UCS1903H	20	10	50mm@12v	12v	14.4	>80	514	35.7	IP20/IP52/IP65/IP65H/ IP65E/IP67/IP67E/IP68
LY60-S5050RGB-W24-UCS1903H	60	UCS1903H	10	10	100mm@24v	24v	14.4	>80	524	36.4	IP20/IP52/IP65/IP65H/ IP65E/IP67/IP67E/IP68
LY60-S5050RGBW-W12-UCS2904B	60	UCS2904B	20	10	50mm@12v	12v	18	>80	758	42.1	IP20/IP52/IP65/IP65H/ IP65E/IP67/IP67E/IP68
LY60-S5050RGBW-W24-UCS2904B	60	UCS2904B	10	10	100mm@24v	24v	18	>80	758	42.1	IP20/IP52/IP65/IP65H/ IP65E/IP67/IP67E/IP68
LY30-S5050RGB-W12-WS2818	30	WS2818	10	10	100mm@12v	12v	7.2	>80	281	39	IP20/IP52/IP65/IP65H/ IP65E/IP67/IP67E/IP68
LY60-S5050RGB-W12-WS2818	60	WS2818	20	10	50mm@12v	12v	14.4	>80	562	39	IP20/IP52/IP65/IP65H/ IP65E/IP67/IP67E/IP68
LY60-5050RGB-W24-WS2818	60	WS2818	10	10	100mm@24v	24v	14.4	>80	562	39	IP20/IP52/IP65/IP65H/ IP65E/IP67/IP67E/IP68
LY60-DMX5050RGB-W24-UCS512C4 HOT	60	DMX512-UCS512C4	10	12	100mm@24v	24v	14.4	>80	380	26.4	IP20/IP65
LY60-DMX5050RGBW-W24-UCS512C4 HOT	60	DMX512-UCS512C4	10	12	100mm@24v	24v	18.5	>80	718	38.8	IP20/IP65

Note: The given data are typical values. Due to the tolerances of the production process and the electrical components, values for light output and electrical power can vary up to 10%. Detailed specification, pls download from our website or contact our sales.

PIXEL 5050 60LEDs DMXRGB 12mm



Dimensions & Waterproof

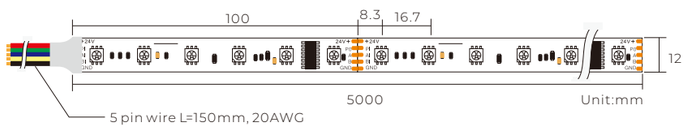

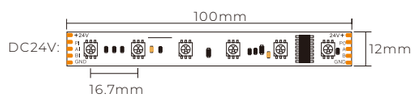



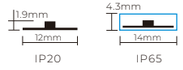

Product Specification

Power(W)	14.4Watt/meter
Voltage(V)	DC24V
Copper foil	2oz
Ambient Temperature	-25°C~+45°C
Storage Temperature	-25°C~+60°C

Product Photometrics (The data base on IP20)

CRI	CCT	lm/m	w/m	lm/w
--	Red	134.15	4.63	28.97
	Green	433.40	5.04	85.99
	Blue	80.49	4.74	16.98
	RGB	620	14.4	43.05

Order code: LY60-DMXS5050 RGB -W24-IP20
IP:IP20/IP65

PIXEL 5050 60LEDs DMXRGBW 12mm



Dimensions & Waterproof

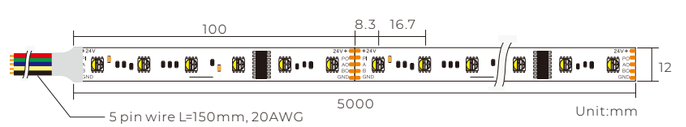

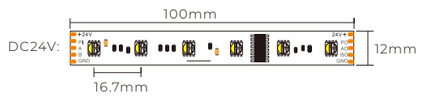



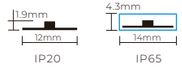

Product Specification

Power(W)	18.5Watt/meter
Voltage(V)	DC24V
Copper foil	2oz
Ambient Temperature	-25°C~+45°C
Storage Temperature	-25°C~+60°C

Product Photometrics (The data base on IP20)

CRI	CCT	lm/m	w/m	lm/w
--	Red	141.89	4.26	33.33
	Green	441.42	5.37	82.21
	Blue	122.97	4.77	25.76
	4000K	1207.49	19.2	62.89
	RGBW	1226.11	19.2	63.86

Order code: LY60-DMXS5050 RGBW27 -W24-IP20
CCT:RGBW27/RGBW30/RGBW40/RGBW60
IP:IP20/IP65

PIXEL 5050 SK6812 60LEDs SPI RGB 10mm



Dimensions & Waterproof

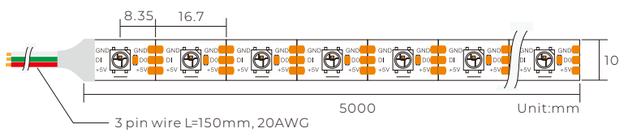

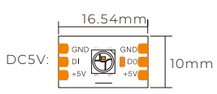

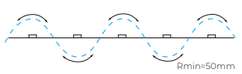

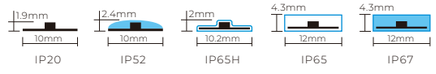

Product Specification

Power(W)	10.6Watt/meter
Voltage(V)	DC5V
Copper foil	2oz
Ambient Temperature	-25°C~+45°C
Storage Temperature	-25°C~+60°C

Product Photometrics (The data base on IP20)

CRI	CCT	lm/m	w/m	lm/w
--	Red	59	3.5	16.9
	Green	178	3.5	50.7
	Blue	45	3.5	12.8
	RGB	268	10.6	25.3

Order code: LY60-S5050 RGB -W5-SK6812-IP20
IP:IP20/IP52/IP65H/IP65/IP67

PIXEL 5050 UCS1903 60LEDs SPI RGB 10mm



Dimensions & Waterproof

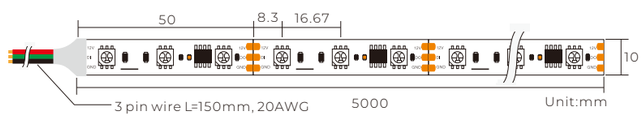



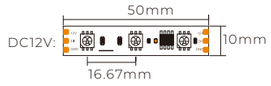

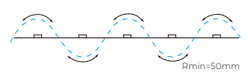

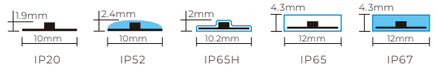

Product Specification

Power(W)	14.4Watt/meter
Voltage(V)	DC12V/DC24V
Copper foil	2oz
Ambient Temperature	-25°C~+45°C
Storage Temperature	-25°C~+60°C

Product Photometrics (The data base on IP20)

CRI	CCT	lm/m	w/m	lm/w
--	Red	107.32	4.63	23.18
	Green	346.75	5.04	68.80
	Blue	64.19	4.72	13.60
	RGB	531.07	14.4	36.88

Order code: LY60-S5050 RGB -W24-UCS1903-IP20
Voltage:W12/W24
IP:IP20/IP52/IP65H/IP65/IP67

SMD ULTRA LONG

The Super Long Constant Current (CC) LED strip light can achieve 50 meters, 30 meters, 20 meters, 15 meters per reel, and only needs to be connected to the power supply on one end, and the brightness of the beginning and the end are the same.

The Super Long Constant Current (CC) LED strips usually use thicker PCBs, such as 3 ounces or 4 ounces, and there will be constant current ICs on the PCB or ICs inside the LED.

It is widely used in high-end spaces and projects, such as exhibition halls, brand stores, special hotels, museums, galleries, households, schools, and hospitals.



SMD ULTRA LONG

The Super Long Constant Current (CC) LED strip light can achieve 50 meters, 30 meters, 20 meters, 15 meters per reel, and only needs to be connected to the power supply on one end, and the brightness of the beginning and the end are the same.

The Super Long Constant Current (CC) LED strips usually use thicker PCBs, such as 3 ounces or 4 ounces, and there will be constant current ICs on the PCB or ICs inside the LED.

It is widely used in high-end spaces and projects, such as exhibition halls, brand stores, special hotels, museums, galleries, households, schools, and hospitals.

Dimmable · One Bin · 120° Beam angle · LM80 Compliant · 5 Warranty · Kelvin Lm/m W/m Customization

PRODUCT PARAMETER (48v)

Model	LEDs/m	PCB Width (mm)	Cutting Length (mm)	Voltage (Vdc)	Power (w/m)	CRI	Lumen (lm/m) @3000K	Efficacy (Lm/w) @3000K	Max Serial Run Length (M)	IP rate
LY80-S2835W30-W48-25	80	10	50mm@48v	48v	5.8	>90	534	92	25	IP20/IP52/IP65/IP65H/ IP65E/IP67/IP67E/IP68
LY160-S2835W30-W48-20	160	10	25mm@48v	48v	8.8	>90	792	90	20	IP20/IP52/IP65/IP65H/ IP65E/IP67/IP67E/IP68
LY72-S2835W30-W48-60	72	10	166.7mm@48v	48v	3.2	>90	336	105	60	IP20/IP52/IP65/IP65H/ IP65E/IP67/IP67E/IP68
LY120-S2835W30-W48-50	120	12	100mm@48v	48v	5.2	>90	541	104	50	IP20/IP52/IP65/IP65H/ IP65E/IP67/IP67E/IP68
LY150-S2835W30-W48-10	150	10	100mm@48v	48v	20	>90	2100	105	10	IP20/IP52/IP65/IP65H/ IP65E/IP67/IP67E/IP68
LY240-S2835TW-W48-40	240	12	100mm@48v	48v	10.5	>90	1071	102	40	IP20/IP52/IP65/IP65H/ IP65E/IP67/IP67E/IP68
LY54-S5050RGB-W48-50	54	12	166.7mm@48v	48v	9.4	/	427	45.4	50	IP20/IP52/IP65/IP65H/ IP65E/IP67/IP67E/IP68
LY108-S5050RGBW-W48-40	108	12	166.7mm@48v	48v	12.5	>90	655	52.4	40	IP20/IP52/IP65/IP65H/ IP65E/IP67/IP67E/IP68
LY78-CS2835W30-W48-50	78	10	166mm@48v	48v	4.5	>90	430	102	50	IP20/IP52/IP65/IP65H/ IP65E/IP67/IP67E/IP68

PRODUCT PARAMETER (24v)

Model	LEDs/m	PCB Width (mm)	Cutting Length (mm)	Voltage (Vdc)	Power (w/m)	CRI	Lumen (lm/m) @3000K	Efficacy (Lm/w) @3000K	Max Serial Run Length (M)	IP rate
LY60-CS5050W30-W24-10	60	10	100mm@24v	24v	12	>90	940	78	10	IP20/IP52/IP65/IP65H/ IP65E/IP67/IP67E/IP68
LY60-CS2835W30-W24-10	60	10	100mm@24v	24v	12.5	>90	1090	87	10	IP20/IP52/IP65/IP65H/ IP65E/IP67/IP67E/IP68
LY60-CS2835W30-W24-15	60	10	100mm@24v	24v	10.5	>90	1090	87	15	IP20/IP52/IP65/IP65H/ IP65E/IP67/IP67E/IP68
LY60-CS2835W30-W24-20	60	12	100mm@24v	24v	8.5	>90	768	90	20	IP20/IP52/IP65/IP65H/ IP65E/IP67/IP67E/IP68
LY120-CS2835W30-W24-10	120	10	50mm@24v	24v	12	>90	1080	90	10	IP20/IP52/IP65/IP65H/ IP65E/IP67/IP67E/IP68
LY120-CS2835W30-W24-15	120	10	50mm@24v	24v	10	>90	910	91	15	IP20/IP52/IP65/IP65H/ IP65E/IP67/IP67E/IP68
LY120-CS2835W30-W24-15	120	12	100mm@24v	24v	12	>90	1140	95	15	IP20/IP52/IP65/IP65H/ IP65E/IP67/IP67E/IP68
LY60-CS5050W30-W24-15 HOT	60	12	100mm@24v	24v	11	/	550	50	15	IP20/IP52/IP65/IP65H/ IP65E/IP67/IP67E/IP68
LY60-CS5050W30-W24-15 HOT	60	12	100mm@24v	24v	11	>80	740	67	15	IP20/IP52/IP65/IP65H/ IP65E/IP67/IP67E/IP68
LY60-CS5050W30-W24-15 HOT	60	15	100mm@24v	24v	12	>80	750	68	15	IP20/IP52/IP65/IP67
LY70-CS2835W30-W24-5	70	10	100mm@24v	24v	12	>90	1218	101	5	IP20/IP52/IP65/IP65H/ IP65E/IP67/IP67E/IP68
LY112-CS2835W30-W24-5	112	10	62.5mm@24v	24v	19.2	>90	1948	101	5	IP20/IP52/IP65/IP65H/ IP65E/IP67/IP67E/IP68
LY70-CS5630W30-W24-5	70	12	100mm@24v	24v	14.4	>80	1940	134	5	IP20/IP52/IP65/IP65H/ IP65E/IP67/IP67E/IP68
LY90-CS3528W30-W36-30	90	12	100mm@36v	36v	7.2	>90	596	82	30	IP20/IP52/IP65/IP65H/ IP65E/IP67/IP67E/IP68
LY90-CS2835W30-W36-30	90	12	100mm@36v	36v	7.2	>90	700	97	30	IP20/IP52/IP65/IP65H/ IP65E/IP67/IP67E/IP68

Note: The given data are typical values. Due to the tolerances of the production process and the electrical components, values for light output and electrical power can vary up to 10%. Detailed specification, pls download from our website or contact our sales.

ULTRA LONG 5050 60LEDs 12mm



Dimensions & Waterproof

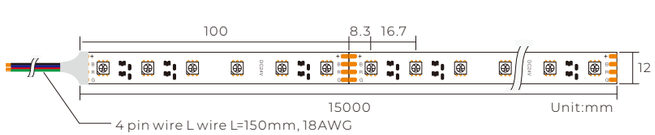

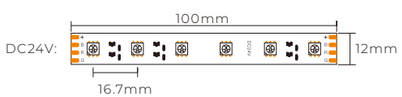



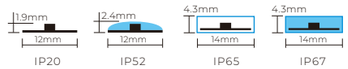

Product Specification

Power(W)	11Watt/meter
Voltage(V)	DC24V
Copper foil	3oz
Ambient Temperature	-25°C~+45°C
Storage Temperature	-25°C~+60°C

Product Photometrics (The data base on IP20 24V)

CRI	CCT	lm/m	w/m	lm/w
--	Red	120.12	3.67	32.73
	Green	340.21	3.67	92.70
	Blue	78.40	3.67	21.36
	RGB	550.25	11	50.02

Order code: LY60-LS5050 RGB -W24-IP20-15

IP:IP20/IP52/IP65/IP67

ULTRA LONG 5050 60LEDs RGBW 12mm



Dimensions & Waterproof

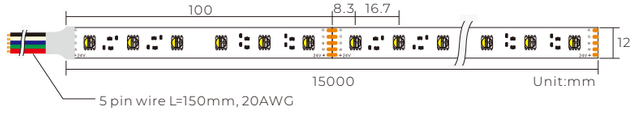

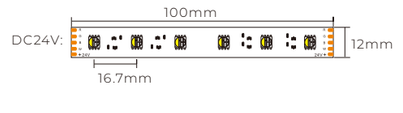

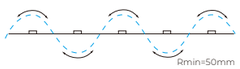

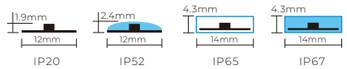

Product Specification

Power(W)	11Watt/meter
Voltage(V)	DC24V
Copper foil	3oz
Ambient Temperature	-25°C~+45°C
Storage Temperature	-25°C~+60°C

Product Photometrics (The data base on IP20)

CRI	CCT	lm/m	w/m	lm/w
>80	RGB+2700	720.23	11	65.48
	RGB+3000	760.31	11	69.12
	RGB+4000	780.03	11	70.91
	RGB+6000	785.04	11	71.37

Order code: LY60-LS5050 RGBW27 -W24-IP20-15

CCT:RGBW27/RGBW30/RGBW40/RGBW60

IP:IP20/IP52/IP65/IP67

ULTRA LONG 5050 60LEDs RGBTW 15mm



Dimensions & Waterproof







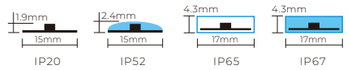

Product Specification

Power(W)	12Watt/meter
Voltage(V)	DC24V
Copper foil	3oz
Ambient Temperature	-25°C~+45°C
Storage Temperature	-25°C~+60°C

Product Photometrics (The data base on IP20)

CRI	CCT	lm/m	w/m	lm/w
>80	2400	240.38	2.4	100.16
	6000	295.03	2.4	122.93
	2400+6000	540.19	4.8	112.54
	RGB	300.31	7.2	41.71
	RGB+2400+6000	780.24	12.0	65.02

Order code: LY60-LS5050 RGBTW -W24-IP20-15

IP:IP20/IP52/IP65/IP67

SMD HIGH EFFICIENCY

High Efficiency LED Strip is more than 180LM/W, which uses large-size chips and high brightness SMD2835 LEDs, high-quality resistors, and thicker PCB.



SMD HIGH EFFICIENCY

High Efficiency LED Strip is more than 180LM/W, which uses large-size chips and high brightness SMD2835 LEDs, high-quality resistors, and thicker PCB.

PRODUCT PARAMETER

Model	LEDs/m	PCB Width (mm)	Cutting Length (mm)	Voltage (Vdc)	Power (w/m)	CRI	Lumen (lm/m) @4000K	Efficacy (Lm/w) @4000K	IP rate
LY80-HS2835W30-W24-CV HOT	80	10	100mm@24v	24v	12	>90	2048	170.7	IP20/IP52/IP65/IP65H/ IP65E/IP67/IP67E/IP68
LY90-HS2835W30-W24-CV HOT	90	10	100mm@24v	24v	4.5	>90	927	206	IP20/IP52/IP65/IP65H/ IP65E/IP67/IP67E/IP68
LY160-HS2835W30-W24-CV HOT	160	10	50mm@24v	24v	20/14.4	>90	3444	172.2	IP20/IP52/IP65/IP65H/ IP65E/IP67/IP67E/IP68
LY180-HS2835W30-W24-CV HOT	180	10	50mm@24v	24v	9	>90	1836	204	IP20/IP52/IP65/IP65H/ IP65E/IP67/IP67E/IP68
LY192-HS2835W30-W24-CV HOT	192	10	41.67mm@24v	24v	19.2	>90	3264	170	IP20/IP52/IP65/IP65H/ IP65E/IP67/IP67E/IP68
LY64-HS2835W30-W24-CV	64	10	125mm@24v	24v	9.6	>80	1603.2	167	IP20/IP52/IP65/IP65H/ IP65E/IP67/IP67E/IP68
LY64-XHS2835W30-W24-CV	64	10	125mm@24v	24v	9.6	>80	1776	185	IP20/IP52/IP65/IP65H/ IP65E/IP67/IP67E/IP68
LY80-HS2835W30-W24-CV	80	10	100mm@24v	24v	12	>80	2004	167	IP20/IP52/IP65/IP65H/ IP65E/IP67/IP67E/IP68
LY80-XHS2835W30-W24-CV	80	10	100mm@24v	24v	12	>80	2220	185	IP20/IP52/IP65/IP65H/ IP65E/IP67/IP67E/IP68
LY128-HS2835W30-W24-CV	128	10	62.5mm@24v	24v	18	>80	3006	167	IP20/IP52/IP65/IP65H/ IP65E/IP67/IP67E/IP68
LY128-XHS2835W30-W24-CV	128	10	62.5mm@24v	24v	18	>80	3330	185	IP20/IP52/IP65/IP65H/ IP65E/IP67/IP67E/IP68
LY160-HS2835W30-W24-CV	160	10	50mm@24v	24v	21	>80	3507	167	IP20/IP52/IP65/IP65H/ IP65E/IP67/IP67E/IP68
LY160-XHS2835W30-W24-CV	160	10	50mm@24v	24v	21	>80	3885	185	IP20/IP52/IP65/IP65H/ IP65E/IP67/IP67E/IP68

Note: The given data are typical values. Due to the tolerances of the production process and the electrical components, values for light output and electrical power can vary up to 10%. Detailed specification, pls download from our website or contact our sales.

HIGH EFFICIENCY 2835 80LEDs 10mm

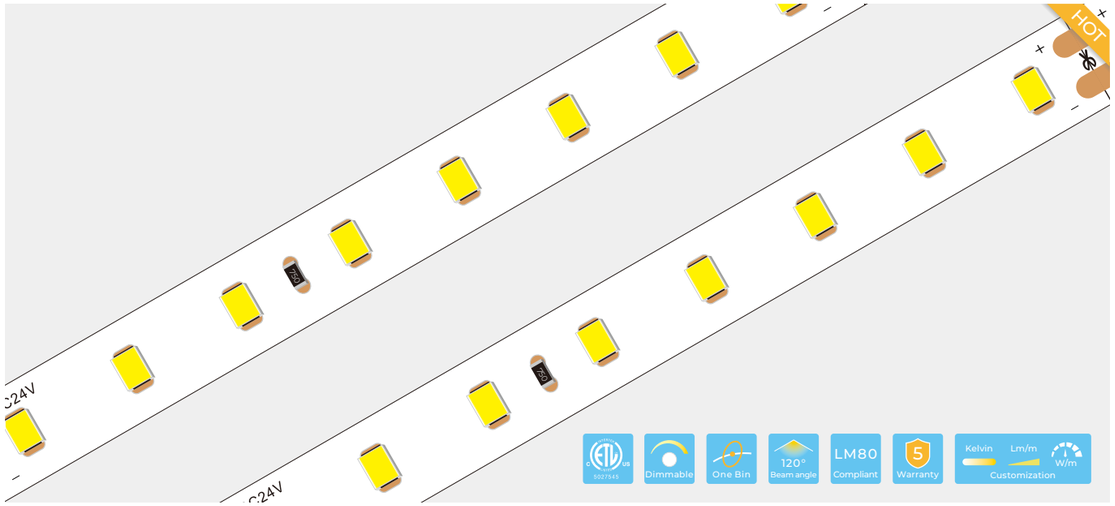

Dimensions & Waterproof

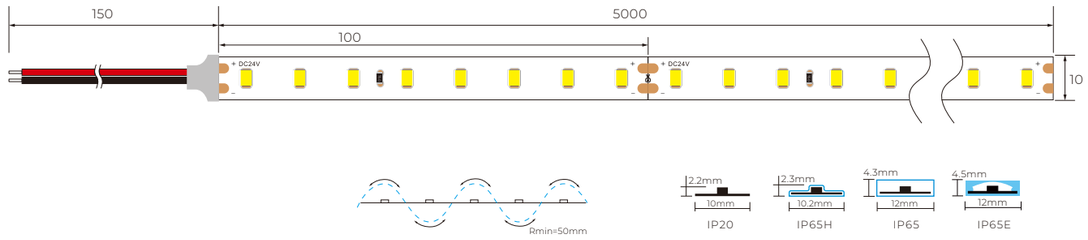

Product Specification

Power(W)	12W
Voltage(V)	DC24V
Copper foil	3oz
Ambient Temperature	-25°C~+45°C
Storage Temperature	-25°C~+60°C

Product Photometrics (The data base on IP20)

CRI	CCT	lm/m	w/m
>90	2700	1932.0	12
	3000	1968.0	12
	4000	2048.4	12
	6500	2016.0	12

Order code: LY80-HS2835 W30-W24-CV-IP20

CCT:W27/W30/W40/W65

IP:IP20/IP65H/IP65/IP65E

HIGH EFFICIENCY 2835 90LEDs 10mm

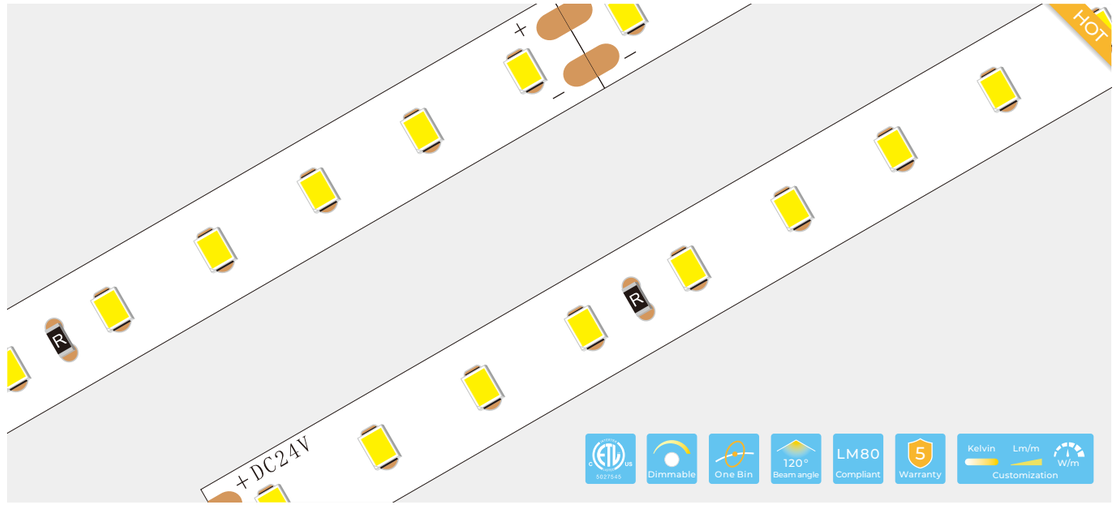

Dimensions & Waterproof

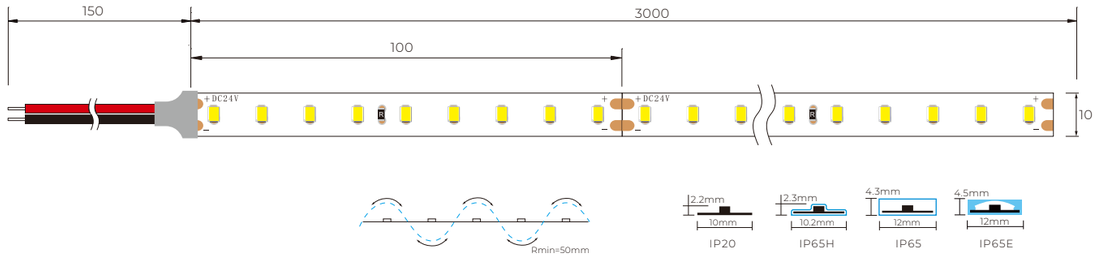

Product Specification

Power(W)	4.5W
Voltage(V)	DC24V
Copper foil	3oz
Ambient Temperature	-25°C~+45°C
Storage Temperature	-25°C~+60°C

Product Photometrics (The data base on IP20)

CRI	CCT	lm/m	w/m
>90	2700	873	4.5
	3000	900	4.5
	4000	927	4.5
	6500	900	4.5

Order code: LY90-H2835 W30-W24-CV-IP20

CCT:W27/W30/W40/W65

IP:IP20/IP65H/IP65/IP65E

HIGH EFFICIENCY 2835 160LEDs 10mm

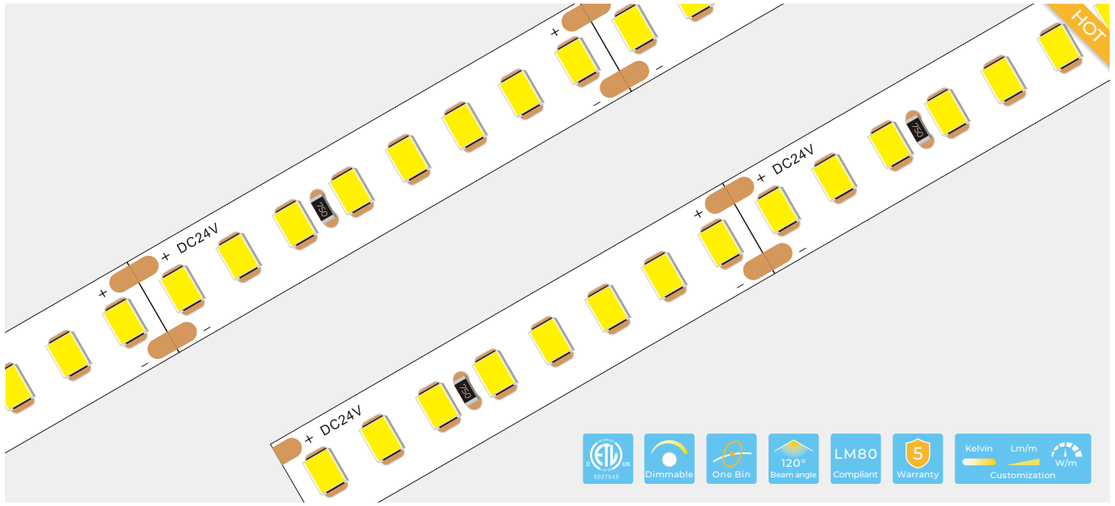

Dimensions & Waterproof

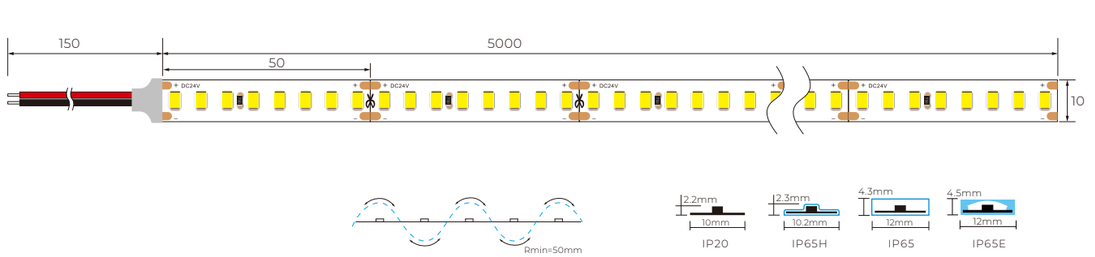

Product Specification

Power(W)	20W/14.4W
Voltage(V)	DC24V
Copper foil	3oz
Ambient Temperature	-25°C~+45°C
Storage Temperature	-25°C~+60°C

Product Photometrics (The data base on IP20)

CRI	CCT	lm/m	w/m
>90	2700	3220.0	20
	3000	3260.0	20
	4000	3444.0	20
	6500	3360.0	20
	2700	2304	14.4
	3000	2347	14.4
	4000	2462	14.4
	6500	2405	14.4

Order code: LY160-HS2835 W30-W24-CV-IP20

CCT:W27/W30/W40/W65

IP:IP20/IP65H/IP65/IP65E

HIGH EFFICIENCY 2835 180LEDs 10mm

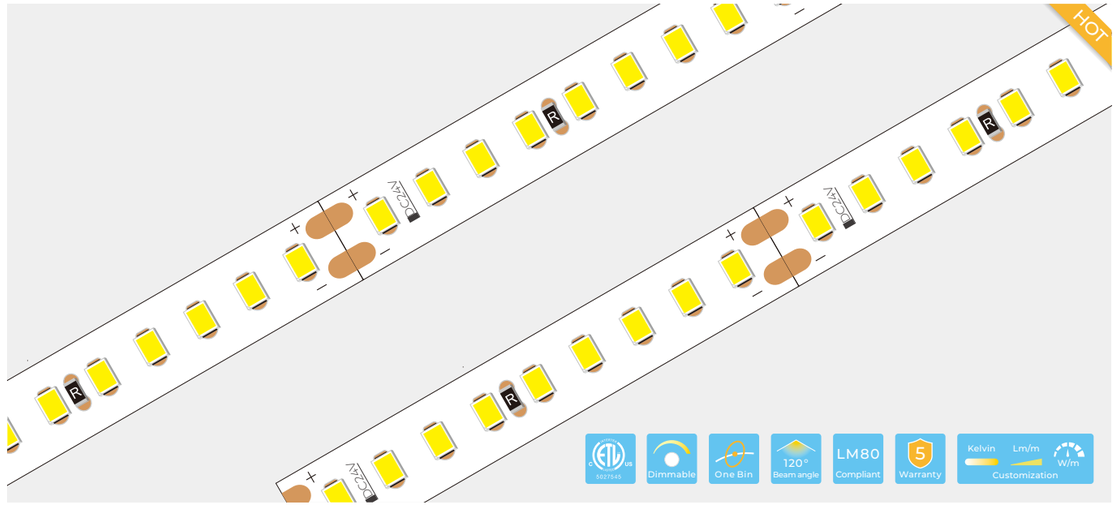

Dimensions & Waterproof



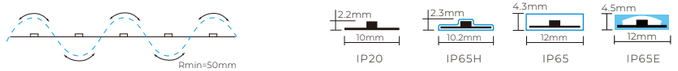

Product Specification

Power(W)	9W
Voltage(V)	DC24V
Copper foil	3oz
Ambient Temperature	-25°C~+45°C
Storage Temperature	-25°C~+60°C

Product Photometrics (The data base on IP20)

CRI	CCT	lm/m	w/m
>90	2700	1728.0	9
	3000	1764.0	9
	4000	1836.0	9
	6500	1773.0	9

Order code: LY180-H2835 W30-W24-CV-IP20

CCT:W27/W30/W40/W65

IP:IP20/IP65H/IP65/IP65E

HIGH EFFICIENCY 2835 192LEDs 10mm

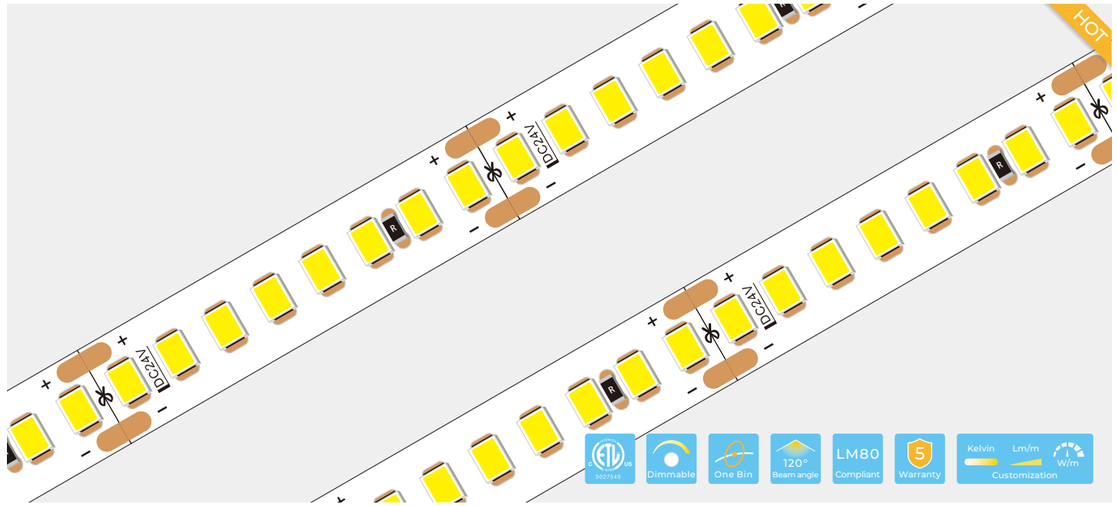

Dimensions & Waterproof

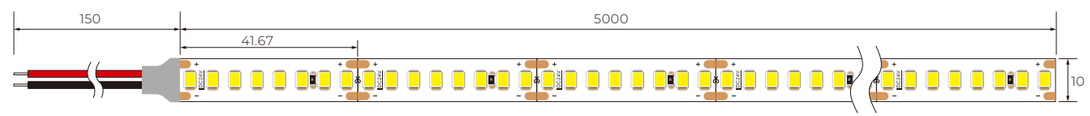

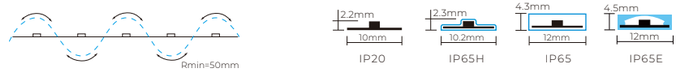

Product Specification

Power(W)	19.2W
Voltage(V)	DC24V
Copper foil	3oz
Ambient Temperature	-25°C~+45°C
Storage Temperature	-25°C~+60°C

Product Photometrics (The data base on IP20)

CRI	CCT	lm/m	w/m
>90	2700	3091.2	19.2
	3000	3129.6	19.2
	4000	3264.0	19.2
	6500	3225.6	19.2

Order code: LY192-HS2835 W30-W24-CV-IP20

CCT:W27/W30/W40/W65

IP:IP20/IP65H/IP65/IP65E

SMD SAUNA

Sauna Room LED Strip, also called high temperature led strip, is a high-temperature resistance, IP65 waterproof LED strip that can work in sauna and steam rooms with ambient temperatures up to 100°C.



SMD SAUNA

Sauna Room LED Strip, also called high temperature led strip, is a high-temperature resistance, IP65 waterproof LED strip that can work in sauna and steam rooms with ambient temperatures up to 100°C.

PRODUCT PARAMETER

Model	LEDs/m	PCB Width (mm)	Cutting Length (mm)	Voltage (Vdc)	Power (w/m)	CRI	Lumen (lm/m) @3000K	Efficacy (Lm/w) @3000K	IP rate
LY80-S3030W30-Wx HOT	80	12	50mm@24v	24v	4.8	>80	830.4	173	IP65
LY80-S3030W30-Wx	80	12	50mm@24v	24v	9.6	>80	1660.8	173	IP65
LY60-S5050RGBW-HT-Wx	60	14	100mm@24v	24v	10	>80	565.2	56.5	IP65

Note: The given data are typical values. Due to the tolerances of the production process and the electrical components, values for light output and electrical power can vary up to 10%. Detailed specification, pls download from our website or contact our sales.

SAUNA 3030 80LEDs 12mm



Dimensions & Waterproof

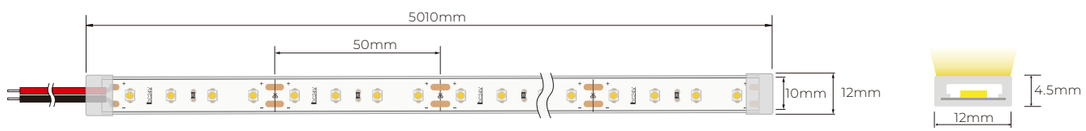

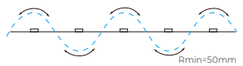

Product Specification

Power(W)	4.8W/9.6W
Voltage(V)	DC24V
Copper foil	2oz
Storage Temperature	-25°C~+100°C
Ambient Temperature	-25°C~+100°C

Product Photometrics (The data base on IP20 24V)

CRI	CCT	lm/m	w/m
>80	2700	701	4.8
	3000	713	4.8
	3500	720	4.8
	4000	734	4.8
	5000	730	4.8
	6500	732	4.8

Order code: LY80-S3030 W30-W24-IP65
CCT:W27/W30/W35/W40/W50/W60

SAUNA S5050RGBW 60LEDs 14mm



Dimensions & Waterproof

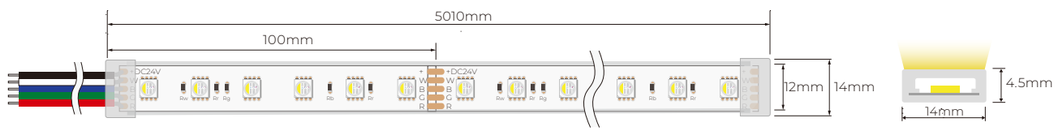

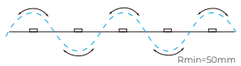

Product Specification

Power(W)	10W
Voltage(V)	DC24V
Copper foil	2oz
Storage Temperature	-25°C~+100°C
Ambient temperature	-25°C~+100°C

Product Photometrics (The data base on IP20 24V)

CRI	CCT	lm/m	w/m
--	R	97	2.5
	G	285	2.5
	B	56	2.5
>80	4000K	271	2.5
	RGBW	722	10

Order code: LY60-S5050 RGBW-HT-W24-IP65

SMD SLIM

Special series are LED strips for specific purposes. It contains Narrow LED Strips, Dim To Warm LED Strips, Side Emitting LED Strips, S Shape LED Strips, Mini Cutting LED Strips, Special Beam Angle LED strips and Sauna room led strip.

SLIM 2010 108LEDs 2mm



Dimensions & Waterproof

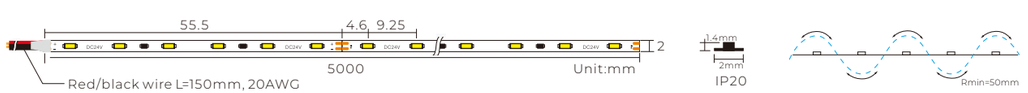

Product Specification

Power(W)	5Watt/meter
Voltage(V)	DC24V
Copper foil	2oz
Ambient Temperature	-25°C~+45°C
Storage Temperature	-25°C~+60°C

Product Photometrics (The data base on IP20 24V)

CRI	CCT	lm/m	lm/w
>90	2400±100	345.6	69.12
	2700±100	410.4	82.08
	3000±100	453.6	90.72
	4000±200	442.8	88.56
	6000±300	486	97.20

Order code: LY108-S2010 W30-W24-IP20
CCT:W24/W27/W30/W40/W60

SLIM 2010 240LEDs 3mm



Dimensions & Waterproof

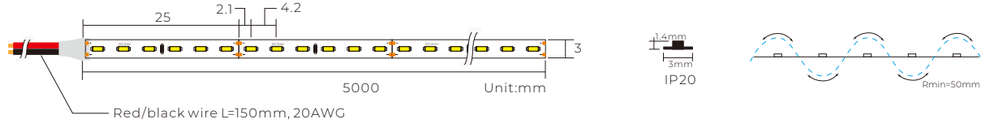

Product Specification

Power(W)	8Watt/meter
Voltage(V)	DC24V
Copper foil	2oz
Ambient Temperature	-25°C~+45°C
Storage Temperature	-25°C~+60°C

Product Photometrics (The data base on IP20 24V)

CRI	CCT	lm/m	lm/w
>90	2400±100	576.00	72.00
	2700±100	672.00	84.00
	3000±100	744.00	93.00
	4000±200	720.00	90.00
	6000±300	792.00	99.00

Order code: LY240-S2010 W30-W24-IP20
CCT:W24/W27/W30/W40/W60

SLIM 2010 240LEDs 4mm



Dimensions & Waterproof

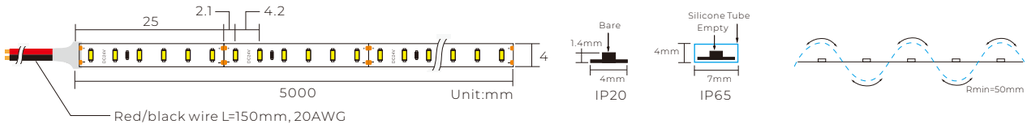

Product Specification

Power(W)	10Watt/meter
Voltage(V)	DC24V
Copper foil	2oz
Ambient Temperature	-25°C~+45°C
Storage Temperature	-25°C~+60°C

Product Photometrics (The data base on IP20 24V)

CRI	CCT	lm/m	lm/w
>90	2400±100	720.00	72.00
	2700±100	816.00	81.60
	3000±100	912.00	91.20
	4000±200	888.00	88.80
	6000±300	984.00	98.40

Order code: LY240-S2010 W30-W24-IP20

CCT:W24/W27/W30/W40/W60

IP:IP20/IP65

SLIM 2835 120LEDs 5mm



Dimensions & Waterproof

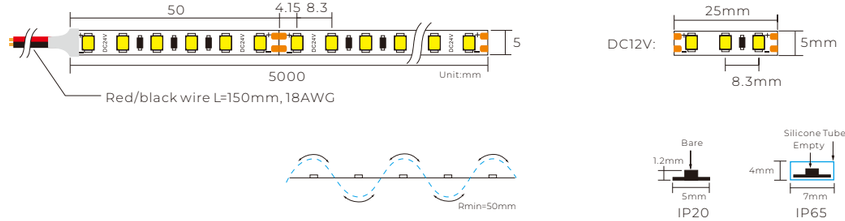

Product Specification

Power(W)	19.2Watt/meter
Voltage(V)	DC24V/DC12V
Copper foil	2oz
Ambient Temperature	-25°C~+45°C
Storage Temperature	-25°C~+60°C

Product Photometrics (The data base on IP20 24V)

CRI	CCT	lm/m	lm/w
>90	2100±100	1353.02	70.47
	2400±100	1516.03	78.96
	2700±100	1650.43	85.96
	3000±100	1719.94	89.58
	4000±200	1899.46	98.93
	6000±300	1930.56	100.55
>80	2100±100	1404.14	97.51
	2400±100	1512.00	105.00
	2700±100	1584.00	110.00
	3000±100	1656.00	115.00
	4000±200	1692.00	117.50
	6000±300	1713.60	119.00

Order code: LY120-S2835-W30-W24-IP20

CCT:W21/W24/W27/W30/W40/W60

Voltage:W12/W24

IP20/IP65

SMD MINI CUTTING

Special series are LED strips for specific purposes. It contains Narrow LED Strips, Dim To Warm LED Strips, Side Emitting LED Strips, S Shape LED Strips, Mini Cutting LED Strips, Special Beam Angle LED strips and Sauna room led strip.

MINI CUTTING 2835 120LEDs 10mm



Dimensions & Waterproof

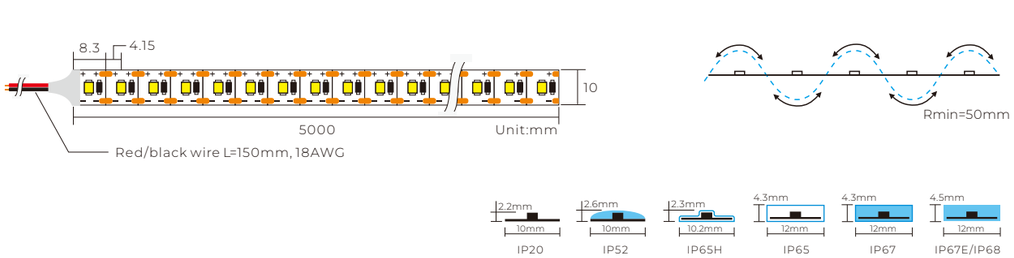

Product Specification

Power(W)	19/14/12Watt/meter
Voltage(V)	DC24V/DC12V/DC5V
Copper foil	2oz
Ambient Temperature	-25°C~+45°C
Storage Temperature	-25°C~+60°C

Product Photometrics (The data base on IP20 24V CRI>90 19W)

CRI	CCT	lm/m	lm/w
>90	2100±100	1348.24	70.96
	2400±100	1385.67	72.93
	2700±100	1460.53	76.87
	3000±100	1526.84	80.36
	4000±200	1579.09	83.11
	6000±300	1574.72	82.88
>80	2100±100	1500.24	78.96
	2400±100	1800.25	94.75
	2700±100	2070.05	108.95
	3000±100	2147.95	113.05
	4000±200	2280.19	120.01
	6000±300	2300.14	121.06

Order code: LY120-OS2835 W30-W24-IP20

CCT:W21/W24/W27/W30/W40/W60
Voltage:W5/W12/W24
IP: IP20/IP52/IP65H/IP65/IP67/IP67E/IP68

MINI CUTTING TW 2835 120LEDs 10mm



Dimensions & Waterproof

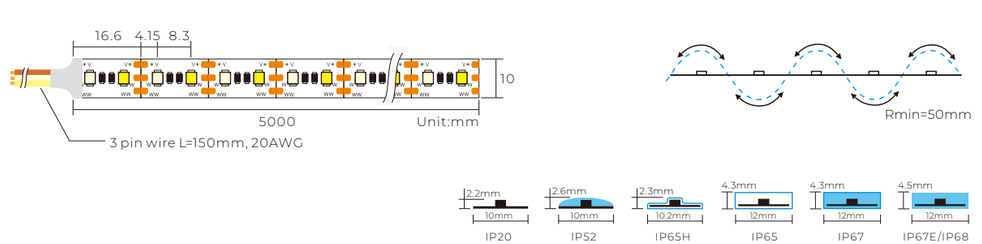

Product Specification

Power(W)	19W/14W/12W/meter
Voltage(V)	DC24V/DC12V/DC5V
Copper foil	2oz
Ambient Temperature	-25°C~+45°C
Storage Temperature	-25°C~+60°C

Product Photometrics (The data base on IP20 24V CRI>90)

CRI	CCT	lm/m	lm/w
>90	2700±100	760.00	80.00
	6000±400	814.72	85.76
	2700+6000	1530.83	80.57
>80	2700±100	1026.17	108.14
	6000±400	1149.13	121.13
	2700+6000	2188.80	115.2

Order code: LY120-OS2835 TW2760-W24-IP20

CCT:TW2160/TW2460/TW2760/TW3060...
Voltage:W5/W12/W24
IP: IP20/IP52/IP65H/IP65/IP67/IP67E/IP68

SMD
S SHAPE

Special series are LED strips for specific purposes. It contains Narrow LED Strips, Dim To Warm LED Strips, Side Emitting LED Strips, S Shape LED Strips, Mini Cutting LED Strips, Special Beam Angle LED strips and Sauna room led strip.

S SHAPE 2835 60LEDs 8mm



Dimensions & Waterproof

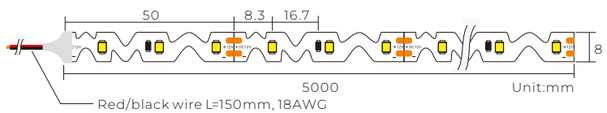

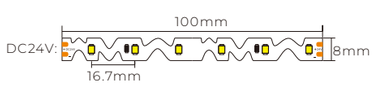

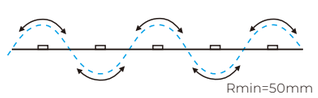

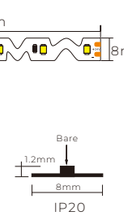

Product Specification

Power(W)	12Watt/meter
Voltage(V)	DC24V/DC12V
Copper foil	2oz
Ambient Temperature	-25°C~+45°C
Storage Temperature	-25°C~+60°C

Product Photometrics (The data base on IP20 24V CRI>90)

CRI	CCT	lm/m	lm/w
>90	2100±100	834.12	69.51
	2400±100	954.60	79.55
	2700±100	1045.20	87.10
	3000±100	1073.16	89.43
	4000±200	1154.76	96.23
	6000±300	1130.28	94.19
>80	2100±100	1170	97.5
	2400±100	1260	105.0
	2700±100	1320	110.0
	3000±100	1380	115.0
	4000±200	1410	117.5
	6000±300	1428	122.4

Order code: LY60-BS2835 WW30-W24-IP20

CCT:W21/W24/W27/W30/W40/W60

Voltage:W12/W24

S SHAPE TW 2835 96LEDs 12mm



Dimensions & Waterproof

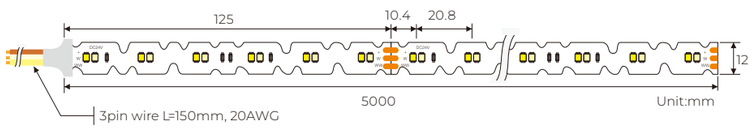

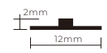

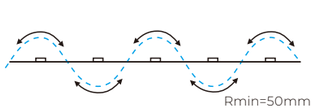

Product Specification

Power(W)	19.2Watt/meter
Voltage(V)	DC24V
Copper foil	2oz
Ambient Temperature	-25°C~+45°C
Storage Temperature	-25°C~+60°C

Product Photometrics (The data base on IP20 24V CRI>90)

CRI	CCT	lm/m	lm/w
>90	2700±100	782	81.5
	6000±300	1000	100
	2700+6000	1728	90.0
>80	2700±100	1056	110
	6000±300	1190	119
	2700+6000	2188	114

Order code: LY96-BS2835 TW-W24-IP20

TW2160/TW2460/TW2760/TW3060/TW4060

S SHAPE RGB 5050 42LEDs 12mm



Dimensions & Waterproof

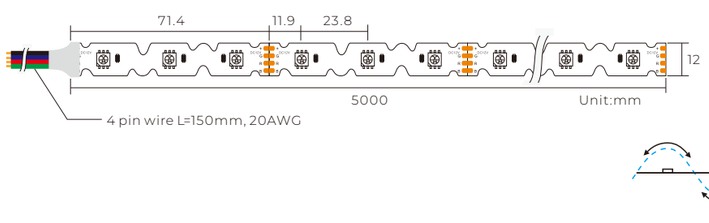

Product Specification

Power(W)	10Watt/meter
Voltage(V)	DC12V
Copper foil	2oz
Ambient Temperature	-25°C~+45°C
Storage Temperature	-25°C~+60°C

Product Photometrics (The data base on IP20)

CRI	CCT	lm/m	w/m
--	R	103.10	3.20
	G	336.34	3.52
	B	61.96	3.28
	RGB	440.00	10

Order code: LY42-BS5050 RGB-W12-IP20

S SHAPE RGBW 5050 48LEDs 12mm



Dimensions & Waterproof

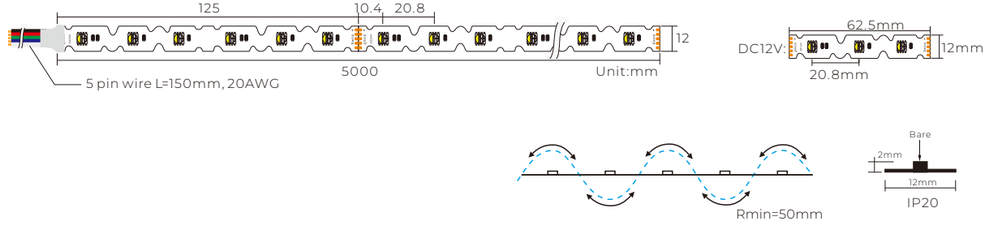

Product Specification

Power(W)	14.4Watt/meter
Voltage(V)	DC24V/DC12V
Copper foil	2oz
Ambient Temperature	-25°C~+45°C
Storage Temperature	-25°C~+60°C

Product Photometrics (The data base on IP20 24V)

CRI	CCT	lm/m	w/m
--	R	113.6	3.21
	G	313.9	3.85
	B	84.81	3.54
>80	6000K	450.36	4.11
	RGBW	956.36	14.43

Order code: LY48-BS5050 RGBW30-W24-IP20
RGBW27/RGBW30/RGBW40/RGBW60
Voltage:W12/W24

S SHAPE 2835 60LEDs 6mm



Dimensions & Waporoof

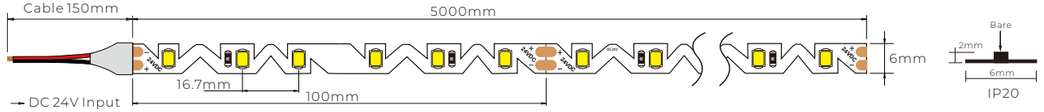

Product Specification

Power(W)	7Watt/meter
Voltage(V)	DC24V/DC12V
Copper foil	2oz
Ambient Temperature	-25°C~+45°C
Storage Temperature	-25°C~+60°C

Product Photometrics (The data base on IP20 24V)

CRI	CCT	lm/m	lm/w
>80	2700K	664	95
	3000K	700	100
	4000K	770	110
	5000K	770	110
	6500K	770	110
	10000K	782	112

Order code: LY60-BS2835 W30-W24-IP20

CCT:W27/W30/W40/W50/W65/W100

Voltage:W12/W24

S SHAPE 2835 72LEDs 6mm



Dimensions & Waporoof

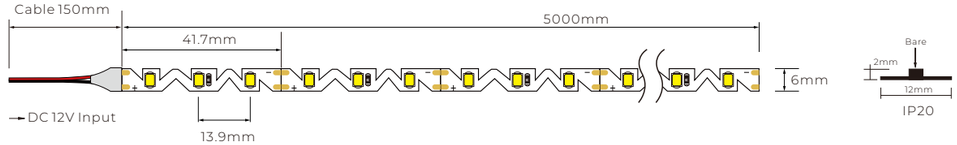

Product Specification

Power(W)	6Watt/meter
Voltage(V)	DC12V
Copper foil	2oz
Ambient Temperature	-25°C~+45°C
Storage Temperature	-25°C~+60°C

Product Photometrics (The data base on IP20)

CRI	CCT	lm/m	lm/w
>80	2700K	617	95
	3000K	650	100
	4000K	715	110
	5000K	715	110
	6500K	715	110
	10000K	726	112
--	Red	111	17
	Green	221	34
	Blue	598	92

Order code: LY72-BS2835 W30-W24-IP20

CCT:W27/W30/W40/W50/W65/W100

S SHAPE 5050 RGB 60LEDs 10mm



Dimensions & Waterproof

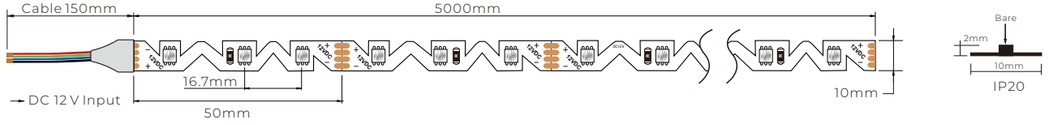

Product Specification

Power(W)	8Watt/meter
Voltage(V)	DC24V/DC12V
Copper foil	2oz
Ambient Temperature	-25°C~+45°C
Storage Temperature	-25°C~+60°C

Product Photometrics (The data base on IP20 12V)

CRI	CCT	lm/m	w/m
--	R	68	2.7
	G	278	2.7
	B	63	2.7
	>10000K RGB	400	8

Order code: LY60-BS5050 RGB-W12-IP20

Voltage:W12/W24

S SHAPE 5050 RGBW 42LEDs 12mm



Dimensions & Waterproof

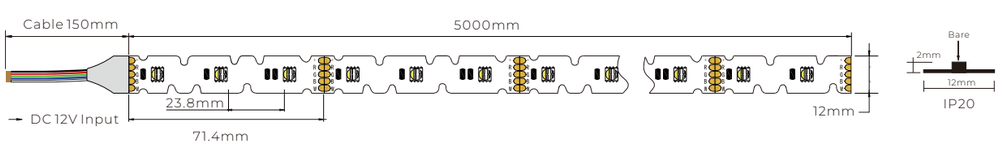

Product Specification

Power(W)	12Watt/meter
Voltage(V)	DC12V
Copper foil	2oz
Ambient Temperature	-25°C~+45°C
Storage Temperature	-25°C~+60°C

Product Photometrics (The data base on IP20)

CRI	CCT	lm/m	w/m
--	R	70	2.9
	G	175	2.8
	B	48	2.8
>80	2700~6000	210	3.6
	>10000K	480	12

Order code: LY42-BS5050 RGBW-W12-IP20

SMD SIDE EMITTING

Special series are LED strips for specific purposes. It contains Narrow LED Strips, Dim To Warm LED Strips, Side Emitting LED Strips, S Shape LED Strips, Mini Cutting LED Strips, Special Beam Angle LED strips and Sauna room led strip.

SIDE EMETTING 3014 60LEDs 8mm



Dimensions & Waterproof

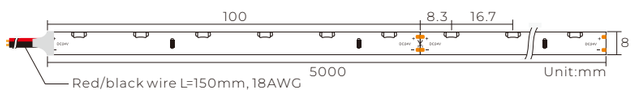

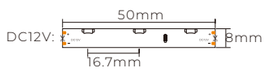

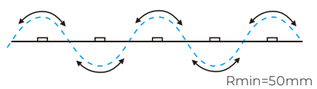

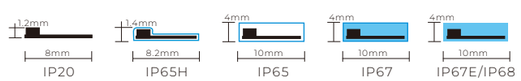

Product Specification

Power(W)	6Watt/meter
Voltage(V)	DC24V/DC12V
Copper foil	2oz
Ambient Temperature	-25°C~+45°C
Storage Temperature	-25°C~+60°C

Product Photometrics (The data base on IP20 24V CRI>80)

CRI	CCT	lm/m	lm/w
>80	2700±100	455.16	75.86
	3000±100	487.62	81.27
	4000±200	487.56	81.26
	6000±300	515.28	85.88

Order code: LY60-ES3014 W30-W24-IP20

CCT:W27/W30/W40/W60
Voltage:W12/W24
IP:IP20/IP65H/IP65/IP67/IP67E/IP68

SIDE EMETTING 3014 120LEDs 8mm



Dimensions & Waterproof

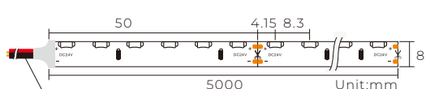

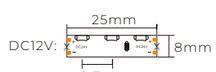

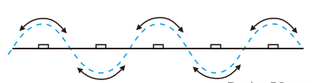

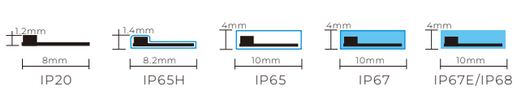

Product Specification

Power(W)	12Watt/meter
Voltage(V)	DC24V/DC12V
Copper foil	2oz
Ambient Temperature	-25°C~+45°C
Storage Temperature	-25°C~+60°C

Product Photometrics (The data base on IP20 24V CRI>80)

CRI	CCT	lm/m	lm/w
>80	2700±100	906.84	75.57
	3000±100	980.64	81.72
	4000±200	990.60	82.55
	6000±300	1041.72	86.81

Order code: LY120-ES3014 W30-W24-IP20

CCT:W27/W30/W40/W60
Voltage:W12/W24
IP:IP20/IP65H/IP65/IP67/IP67E/IP68

STRIP SAMPLE BOOK

The LED Strip Sample Book is very convenient to carry or display. You can quickly light it through the 5VDC Type C interface.





LED SHEET

Flex LED Sheets, also called Flex LED Tiles, Flex LED Light Sheets, are thin, flexible sheets of LEDs that can be mounted in light boxes, panels, screen, or other backlighting applications. The Flex LED Sheets is thin and cuttable, can be cut to almost every shape, making them applicable to illuminating curved, sloped, or large objects. Intuitive, plug-and-play connections ensure reduced installation time and cost.

LED SHEET



Single color

Single Color

Power(W)	11W~33W
Voltage(V)	DC24V
Size(mm)	503.5 x 235
LED Type	SMD2835
LED QTY(Sheet)	420LEDs
LED Segment(Seg)	1LED
Ambient temperature	-25°C~+45°C
Storage Temperature	-25°C~+60°C

Order code: LY420-LS2835 W30-W24-11W
CCT:W27/W30/W40/W65
Power:11W/22W/33W

Product Photometrics

CRI	CCT	lm/Sheet	w/Sheet	lm/w
>90	2700K	1012	11	92
	3000K	1012	11	92
	4000K	1144	11	104
	6500K	1078	11	98
	2700K	2024	22	92
	3000K	2024	22	92
	4000K	2288	22	104
	6500K	2156	22	98
	2700K	3036	33	92
	3000K	3036	33	92
	4000K	3432	33	104
	6500K	3234	33	98

Tunable

CCT Tunable

Power(W)	22W~66W
Voltage(V)	DC24V
Size(mm)	503.5 x 235
LED Type	SMD2835
LED QTY(Sheet)	840LEDs
LED Segment(Seg)	2LED
Ambient temperature	-25°C~+45°C
Storage Temperature	-25°C~+60°C

Order code: LY840-LS2835 TW2765-W24-22W
CCT:TW27/TW65/TW2765
Power:22W/44W/66W

Note: Our tunable white LEDs utilize separate warm and cool white channels for color mixing.3rd party controls must account for proportional balancing of the two channels.Example: If Warm White = 100% ON then Cool White = OFF. If Warm White = 25% ON, then Cool White = 75% ON.

Product Photometrics

CRI	CCT	lm/Sheet	w/Sheet	lm/w
>90	2700K(ONLY)	1012	22	92
	6500K(ONLY)	1078	22	98
	2700K+6500K	2090	22	95
	2700K(ONLY)	2024	44	92
	6500K(ONLY)	2156	44	98
	2700K+6500K	4180	44	95
	2700K(ONLY)	3036	66	92
	6500K(ONLY)	3234	66	98
	2700K+6500K	6270	66	95

RGBW

RGBW

Power(W)	11W~33W
Voltage(V)	DC24V
Size(mm)	503.5 x 235
LED Type	SMD2835
LED QTY(Sheet)	800LEDs
LED Segment(Seg)	4LED
Ambient temperature	-25°C~+45°C
Storage Temperature	-25°C~+60°C

Order code: LY800-LS2835 RGBW-W24-11W
Power:11W/22W/33W

Product Photometrics

CRI	CCT	lm/Sheet	w/Sheet	lm/w
>90	R	55	11	20
	G	217	11	79
	B	91	11	33
	W	248	11	90
	RGBW	151	11	55
	R	110	22	20
	G	435	22	79
	B	182	22	33
	W	495	22	90
	RGBW	303	22	55
	R	168	33	20
	G	652	33	79
	B	272	33	33
	W	743	33	90
	RGBW	454	33	55

SPI
Digital

Digital SPI

Power(W)	92W
Voltage(V)	DC24V
Size(mm)	503.5 x 235
LED Type	SMD2835
LED QTY(Sheet)	800LEDs
IC Type	UCS2904
Pixel(Sheet)	50Pixels
Ambient temperature	-25°C~+45°C
Storage Temperature	-25°C~+60°C

Product Photometrics

CRI	CCT	lm/Sheet	w/Sheet	lm/w
>90	RGBW	5060	92	55

Order code: LY800-LS2835 RGBW-W24-SPI

Single color

Single White Dimensional Drawings

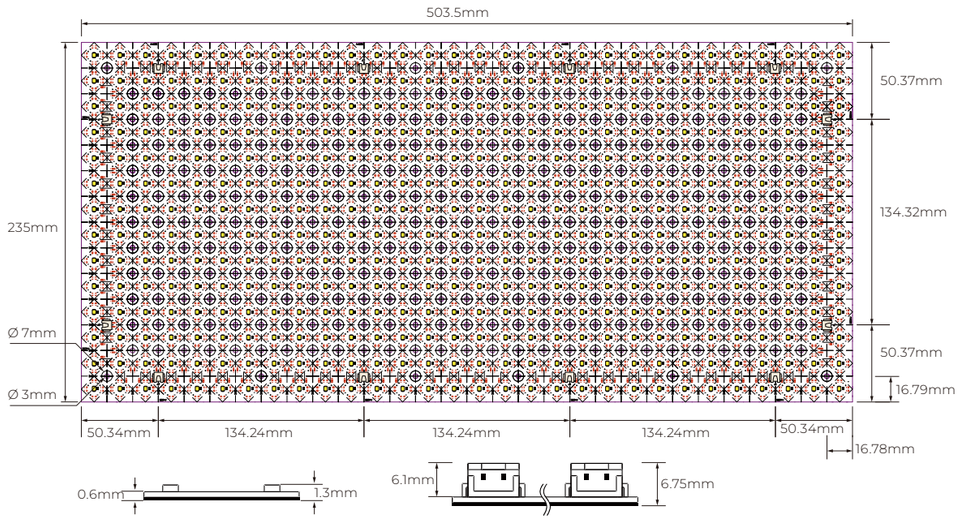

Tunable

Tunable White Dimensional Drawings

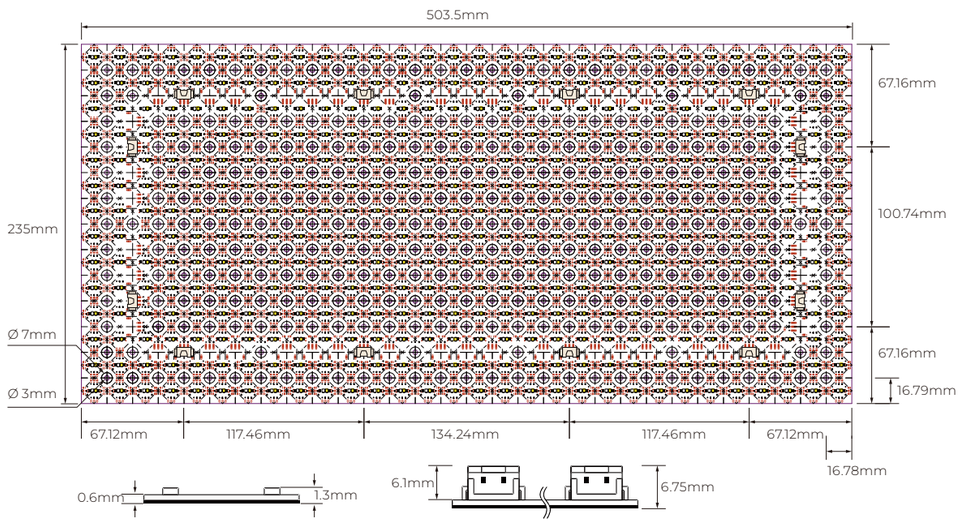

RGBW

RGBW Dimensional Drawings

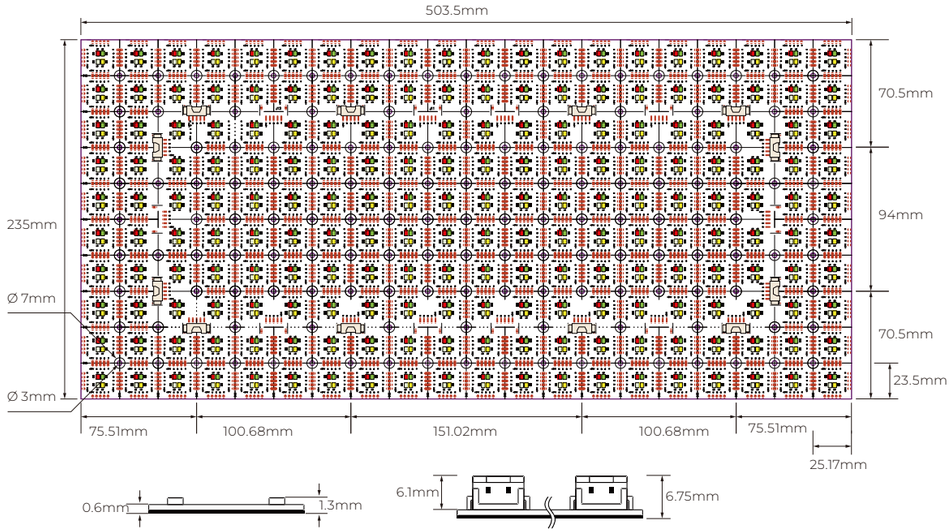

SPI
Digital

UCS2904 SPI RGBW Dimensional Drawings

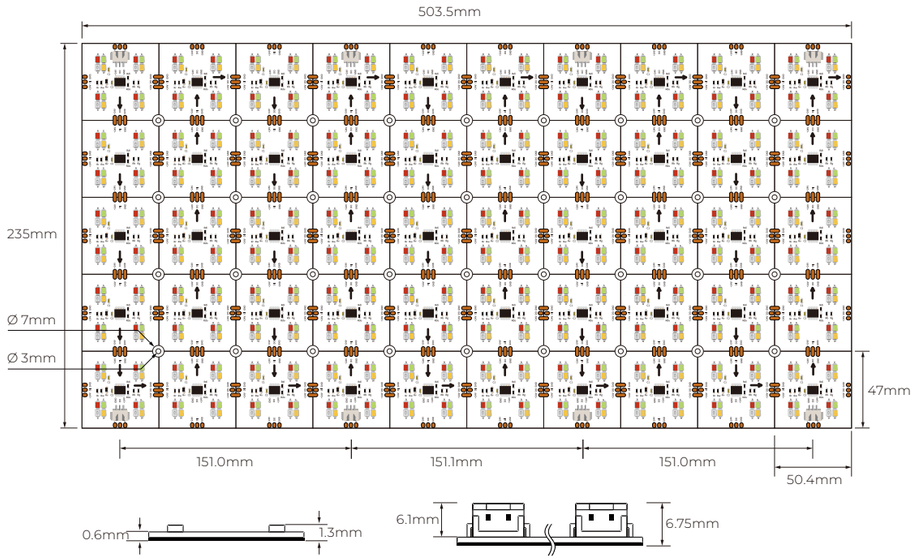

WALL WASHER

Special series are LED strips for specific purposes. It contains Narrow LED Strips, Dim To Warm LED Strips, Side Emitting LED Strips, S Shape LED Strips, Mini Cutting LED Strips, Special Beam Angle LED strips and Sauna room led strip.

WALL WASHER FW4839



Dimensions

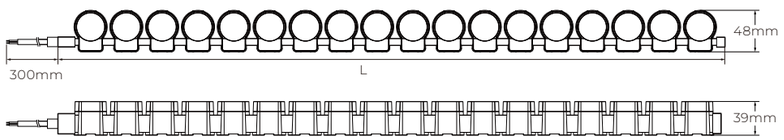

Basic Parameters

Working Voltage	DC24V
CRI	>80
Rated Power/m	48w
Ambient Temperature	-25°C~+45°C
Storage Temperature	-25°C~+60°C
Beam Angle(50%)	10°/24°/36°/60°/10*30°/10*60°
Max.run Length	3.5m
Control Mode	PWM/DMX512

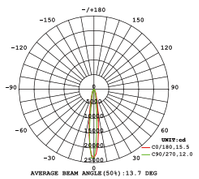

Light Distribution Curve
(24V, 10W, 4000K)

Single Color

Single color

Voltage	DC24 V
Circuit Design	CV/CC
Power(w/m)	48W
Max. Run Length(CC)	3.5m
Cutting Length	250mm

Parameters

CRI	CCT	lm/m	w/m	lm/w
>80	1800K	2312	48	48.1
	2200K	2270	48	47.2
	2700K	2787	48	58.0
	3000K	3165	48	65.9
	4000K	3339	48	69.5
	5000K	3582	48	74.6
	6500K	3442	48	71.7
--	Red	1891	48	39.3
	Green	3376	48	70.3
	Blue	978	48	20.3

Digital DMX512

DMX 512 Digital

Voltage	DC24 V
IC Model	SM18522PH
Power(w/m)	48W
Pixel(PCS)	4
Cutting Length	250mm

Parameters

CRI	CCT	lm/m	w/m	lm/w
>80	R	389	12	32.4
	G	1010	12	84.1
	B	296	12	24.6
	W(3000K)	789	12	65.7
	RGBW	2391	48	49.8

End Cap & Cable Lead Option

Cable Lead

End Cap (IP67)



Front Cable Entry



Side Cable Entry



Cosed End capl

Accessories

Accessory



Clips
Length: 73mm



Adjustable Clips
Length: 44.8mm

WALL WASHER FW2527



Dimensions

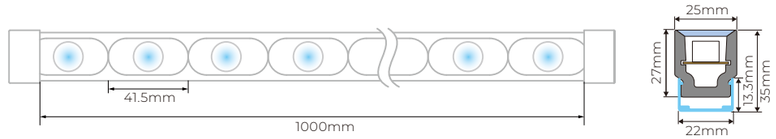

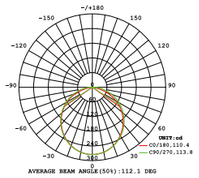

Light Distribution Curve

(24V, 10W, 4000K)

Basic Parameters

Series	25x27
Standard Length	1m
LEDs / M	24 led/m
Distance Between Led	41.5mm
Ambient Temperature	-25°C~+45°C
Storage Temperature	-25°C~+60°C
IP Degree	IP65
Max.run length	4m
Beam angle	Optical Lens:25°/35°/20*55°/10*65°
	Luminaire(output):23°/32°/21*53°/22*35°

Order code: LY-FW2527 W30-W24-IP67-30°

CCT:W27/W30/W40/W60

25°/35°/20*55°/10*65°

Single color

Single Color

Voltage	DC24 V
Circuit Design	CV
Power(w/m)	24W
Max. Run Length	4m
Cutting Length	250mm

Parameters (LED 3030)

CRI	CCT	lm/m	w/m	lm/w
>90	2700K±100	1349	24	57.8
	3000K±100	1453	24	61
	4000K±100	1621	24	66
	5000K±200	1800	24	75
	2700-6500K ±200	1944	24	55

DMX 512

Digital

Digital DMX512

Voltage	DC24 V
IC Model	QUCS512H4
Power(w/m)	24W
Pixel(PCS)	4
Cutting Length	250mm

Parameters (LED 3030)

CRI	CCT	lm/m	w/m	lm/w
-	R:620	750	24	30
	G:530	750	24	30
	B:460	750	24	30

Parameters (LED 3535)

CRI	CCT	lm/m	w/m	lm/w
>80	R:620	880	24	36
	G:530	880	24	36
	B:460	880	24	36
	W:2700~6500K	880	24	36

Cable Lead

End Cap & Cable Lead Option





Accessory

Accessories



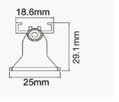



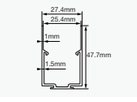



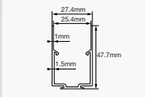



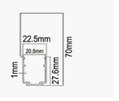



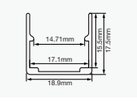



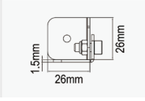



WALL WASHER 3D2621



Dimensions

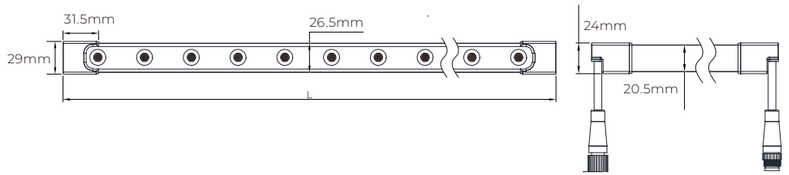

Basic Parameters

Working Voltage	DC24V
CRI	>80
LEDS/M	24LEDs
Ambient Temperature	-25°C~+45°C
Storage Temperature	-25°C~+60°C
Warranty period	3 years
Beam Angle(50%)	15°/30°/50°/20*35°/8*20°/20*55°
Control Mode	PWM
Max.run Length	5m
Cuttable Lenght	250mm

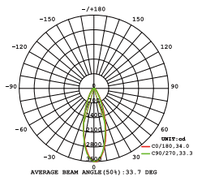

Light Distribution Curve

(24V, 10W, 4000K)

Single color

Single Color

Voltage	DC24 V
Circuit Design	CV
Power(w/m)	24W
Max. Run Length(CC)	5m
Cutting Length	250mm

Parameters

CRI	CCT	lm/m	w/m	lm/w
>80	4000K±200K	1480	24	61.7
	3000K±200K	1545	24	64.4
	2700K ±150K	1580	24	65.8
	6500K +300K -500K	1525	24	63.5

Tunable

CCT Tunable

Voltage	DC24 V
Circuit Design	CV
Power(w/m)	24w
Max. Run Length(CC)	5m
Cutting Length	250mm

Parameters

CRI	CCT	lm/m	w/m	lm/w
>80	2700K ±150K	850	12	70.8
	6000K +300K -500K	840	12	70.0
--	2700K+6000K	1600	24	66.7

RGB

RGB

Voltage	DC24 V
Circuit Design	CV
Power(w/m)	18w
Max. Run Length(CC)	5m
Cutting Length	250mm

Parameters

CRI	CCT	lm/m	w/m	lm/w
--	R	150	6	25.0
	G	360	6	60.0
	B	65	6	10.8
	RGB	515	18	28.6

DMX 512 Digital

DMX RGB

Voltage	DC24 V
Circuit Design	CV
Power(w/m)	18w
Max. Run Length(CC)	5m
Cutting Length	250mm

Parameters

CRI	CCT	lm/m	w/m	lm/w
--	DMX512R	145	6	242
	DMX512G	360	6	60.0
	DMX512B	65	6	10.8
	DMX512RGB	515	18	28.6

Cable Lead

Cable Lead Option

Silicone End Cap (IP65)



Bottom Cable Entry



Closed End Cap

Accessory

Accessories

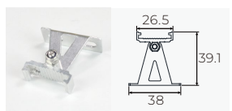

Stainless Steel Mounting clips
Length:2cm

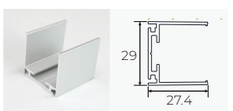

Aluminium Mounting clips
Length:2cm

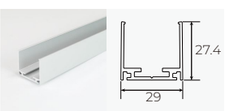

Aluminium Profile
Length: 1m/2m/3m



WALL WASHER PU-1007

1. Adopting TPU material, it' s resistant to yellowing, high temperature, corrosion, weak acid and alkali, and has great flexibility.
2. PU glue is used for filling and sealing, so that it has strong adhesion, good durability and high reliability.
3. It can replace the traditional hard wall washer light or LED strip. It' s small in size, light in weight, flexible and easy to install.
4. Various beam angles are available for different applications.
5. With low voltage DC24V, higher safety factor

PRODUCT PARAMETER

Model	Size(mm) (W*H)	Unit Length (mm)	Voltage (Vdc)	Power (w/m)	Beam Angle	CRI	Lumen (lm/m)	LED	CCT(K)
LY56-FW2835Wx-1007	10*6.2	125(7leds)	24v	14.4	30°	>90	1260@3000k	Lumileds 2835	2200K/2700K/ 3000K/4000K/ 6500K
LY64-FW2835Wx-1007 HOT	10*6.2	125(7leds)	24v	14.4	30°	>90	1650@3000k	Lumileds 2835	2200K/2700K/ 3000K/4000K/ 6500K
LY56-FW2835TW2765-1007	10*6.2	125(7leds)	24v	19.2	30°	>90	1080@2700k 1188@6500k	Sanan 2835	2700K+6500K
LY56-FW2835RGB-1007	10*6.2	125(7leds)	24v	14.4	38°	/	92@Red 359@Green 75@Blue	Sanan 2835	RGB
LY56-FW2835-DMX512Wx-1007	10*6.2	125(7leds)	24v	14.4	30°	>90	1260@3000k	Lumileds 2835	DMX512-W (UCS512H4L)
LY56-FW2835-DMX512RGB-1007	10*6.2	125(7leds)	24v	14.4	38°	/	92@Red 359@Green 75@Blue	Sanan 2835	DMX512-RGB (UCS512H4L)

Note: The given data are typical values. Due to the tolerances of the production process and the electrical components, values for light output and electrical power can vary up to 10%. Detailed specification, pls download from our website or contact our sales.

WALL WASHER PU-1007 2835 64LEDs



Dimensions

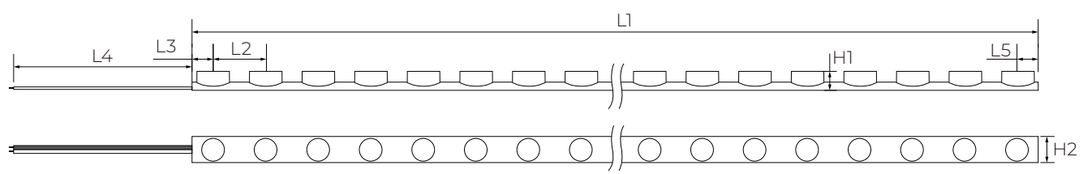

L1 (mm)	5005±5	L5 (mm)	7.81±1
L2 (mm)	15.63±1	H1(mm)	7±0.5
L3 (mm)	7.81±1	H2(mm)	10±0.5
L4 (mm)	300±5		

Single Color

Voltage	DC24V
LEDs / M	64LEDs
Cuttable length(mm)	125 mm/8 LED
Ambient Temperature	-25°C~+45°C
Storage Temperature	-25°C~+60°C
Power(w/m)	14.4w
Max.run length	5m
Beam angle	30°

Parameters

CRI	CCT	lm/m	w/m	lm/w
>90	2200K	1230	14.4	82
	2700K	1455	14.4	97
	3000K	1650	14.4	110
	3500K	1725	14.4	115
	4000K	1800	14.4	120
	5000K	1620	14.4	108
	6500K	1575	14.4	105

Order code: LY64-S2835 W30-W24-IP62-30°

CCT:W22/W27/W30/W35/W40/W50/W65



WALL WASHER PU-1208

1. Adopting TPU material, it' s resistant to yellowing, high temperature, corrosion, weak acid and alkali, and has great flexibility.
2. PU glue is used for filling and sealing, so that it has strong adhesion, good durability and high reliability.
3. It can replace the traditional hard wall washer light or LED strip. It' s small in size, light in weight, flexible and easy to install.
4. Various beam angles are available for different applications.
5. With low voltage DC24V, higher safety factor

PRODUCT PARAMETER

Model	Size(mm) (W*H)	Unit Length (mm)	Voltage (Vdc)	Power (w/m)	Beam Angle	CRI	Lumen (lm/m)	LED	CCT(K)
LY56-FW2835Wx-1208 HOT	12x7.2	125(7leds)	24v	14.4	30°	>90	1260@3000k	Lumileds 2835	2200K/2700K/ 3000K/4000K/ 6500K
LY64-FW2835Wx-1208	12x7.2	125(8leds)	24v	14.4	30°	>90	1650@3000k	Lumileds 2835	2200K/2700K/ 3000K/4000K/ 6500K
LY56-FW2835R-1208	12x7.2	125(7leds)	24v	14.4	30°	>90	N/A	Lumileds 2835	R/G/B/Y
LY56-FW2835TW2765-1208	12x7.2	125(7leds)	24v	19.2	30°	/	1080@2700k 1188@6500k	2835	2700K+6500K
LY56-FW2835RGB-1208	12x7.2	125(7leds)	24v	14.4	38°	N/A	92@Red 359@Green 75@Blue	2835	RGB
LY56-FW2835-DMX512Wx-1208	12x7.2	125(7leds) 8pixel/m	24v	14.4	30°	>90	1260@3000k	Lumileds 2835	DMX512-W (UCS512H4L)
LY56-FW2835-DMX512RGB-1208	12x7.2	125(7leds) 8pixel/m	24v	14.4	38°	N/A	92@Red 359@Green 75@Blue	2835	DMX512-RGB (UCS512H4L)

Note: The given data are typical values. Due to the tolerances of the production process and the electrical components, values for light output and electrical power can vary up to 10%. Detailed specification, pls download from our website or contact our sales.

WALL WASHER PU-2010 2835 56LEDs



Dimensions

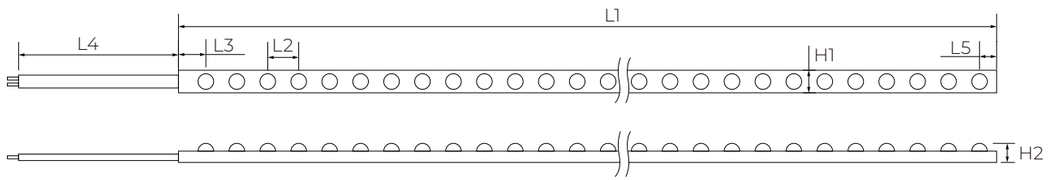

L1 (mm)	5020±10	L5 (mm)	14±1
L2 (mm)	17.8±1	H1(mm)	12±1
L3 (mm)	23.8±1	H2(mm)	8±1
L4 (mm)	300±5		

Basic Parameters

Voltage	24V
LEDs / M	56LEDs
Cuttable length(mm)	125 mm/7 LED
Ambient Temperature	-25°C~+45°C
Storage Temperature	-25°C~+60°C
Power(w/m)	14.4w
Max.run length	5m
Beam angle	30°

Parameters

CRI	CCT	lm/m	w/m	lm/w
>90	2200K	1036	14.4	72
	2700K	1190	14.4	85
	3000K	1260	14.4	90
	4000K	1468	14.4	102
	5000K	1368	14.4	95
	6500K	1267	14.4	88

Order code: LY56-S2835 W30-W24-IP67-30°

CCT:W22/W27/W30/W35/W40/W50/W65



WALL WASHER PU-2010

1. Adopting TPU material, it' s resistant to yellowing, high temperature, corrosion, weak acid and alkali, and has great flexibility.
2. PU glue is used for filling and sealing, so that it has strong adhesion, good durability and high reliability.
3. It can replace the traditional hard wall washer light or LED strip. It' s small in size, light in weight, flexible and easy to install.
4. Various beam angles are available for different applications.
5. With low voltage DC24V, higher safety factor

PRODUCT PARAMETER

Model	Size(mm) (W*H)	Unit Length (mm)	Voltage (Vdc)	Power (w/m)	Beam Angle	CRI	Lumen (lm/m)	LED	CCT(K)
LY24-FW3030Wx-2010 HOT	19.5x10	125(3LEDs)	24v	18	15°/30°/45°/60°/ 25*45°/25*45*10°	>80	1692@3000k	Lumileds 3030 1W	2200K/2700K/ 3000K/4000K/ 6500K
LY48-FW3030Wx-2010 HOT	19.5x10	62.5(3LEDs)	24v	24	15°/30°/45°/60°/ 25*45°/25*45*10°	>80	2304@3000k	Lumileds 3030 1W	2200K/2700K/ 3000K/4000K/ 6500K
LY48-FW3030TW2765-2010	19.5x10	125(6leds)	24v	24	15°/30°/45°/60°/ 25*45°/25*45*10°	>80	1080@2700k 1200@6500k	Lumileds 3030 1W	2700K+6500K
LY28-FW5054RGB-2010	19.5x10	250(7LEDs)	24v	19.2	30°/60°/25*45°	N/A	168@Red 432@Green 78@Blue	1.5W/5054 RGB	RGB
LY28-FW5054RGBWx-2010	19.5x10	250(7LEDs)	24v	24	30°/60°/25*45°	N/A	N/A	2W/5054 RGBW	RGB+2700K/ 3000K/4000K
LY24-FW3030-DMX512Wx-2010	19.5x10	125(3leds) 8pixel/m	24v	18	15°/30°/45°/60°/ 25*45°/25*45*10°	>80	1692.0	Lumileds 3030 1W	2200K/2700K/ 3000K/4000K/ 5000K/6500K (UCS512D)
LY28-FW5045-DMX512RGB-2010	19.5x10	250(7leds) 4pixel/m	24v	19.2	30°/60°/25*45°	N/A	168@Red 432@Green 78@Blue	1.5W/5054 RGB	RGB (UCS512D)
LY28-FW5045-DMX512RGBW-2010	19.5x10	250(7leds) 4pixel/m	24v	24	30°/60°/25*45°	N/A	N/A	2W/5054 RGBW	RGB+2700K/ 3000K/4000K (UCS512D)

Note: The given data are typical values. Due to the tolerances of the production process and the electrical components, values for light output and electrical power can vary up to 10%. Detailed specification, pls download from our website or contact our sales.

WALL WASHER PU-2010 3030 24LEDs



Dimensions

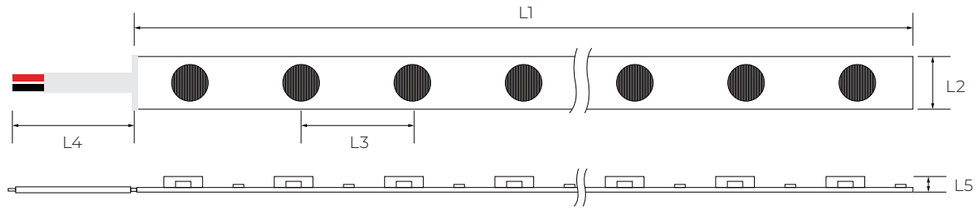

L1 (mm)	5020±10	L4 (mm)	328±5
L2 (mm)	19.5±1.5	L5 (mm)	10±1
L3 (mm)	41.7±2		

Basic Parameters

Voltage	24V
LEDs / M	24LEDs
Cuttable length(mm)	125 mm/3 LED
Ambient Temperature	-25°C~+45°C
Storage Temperature	-25°C~+60°C
Power(w/m)	18w
Max.run length	5m
Beam angle	15°,30°,45°,60°, 25x45°,25x45x10°

Parameters

CRI	CCT	lm/m	w/m	lm/w
>80	2200K	1584	18	88
	2700K	1692	18	94
	4000K	1728	18	96
	5000K	1764	18	98

Order code: LY24-S3030 W30-W24-IP67-30°

CCT:W22/W27/W40/W50

Beam angle:15°/30°/45°/60°/25x45°/25x45x10°



3D BEND SILICONE WALL WASHER

1.Using optical grade environmental protection silicone material, salt resistance, acid and alkali corrosion resistance, flame retardant, UV resistance
2.The free bending structure design can perfectly fit the outdoor curved surface of various arcs to achieve the effect of wall washing
3.Integrated extrusion molding process, waterproof grade up to IP65
4. 35° beam angles optical structure design
5.Hidden end cap design, easy to install;
6.It can replace the traditional hard wall washer light or LED strip. It' s small in size, light in weight, flexible and easy to install.
7.With low voltage DC24V, higher safety factor



PRODUCT PARAMETER

Model	Size(mm) (W*H)	Unit Length (mm)	Voltage (Vdc)	Power (w/m)	Beam Angle	CRI	Lumen (lm/m)	LED	CCT(K)
LY40-FW2835Wx-1314 HOT	13x14	100(4LEDs)	24v	15	35°	>90	1725@3000k	2W	2200K/2700K/ 3000K/4000K/ 6500K

Note: The given data are typical values. Due to the tolerances of the production process and the electrical components, values for light output and electrical power can vary up to 10%. Detailed specification, pls download from our website or contact our sales.

3D BEND SILICONE WALL WASHER 2835 40LEDs



Dimensions

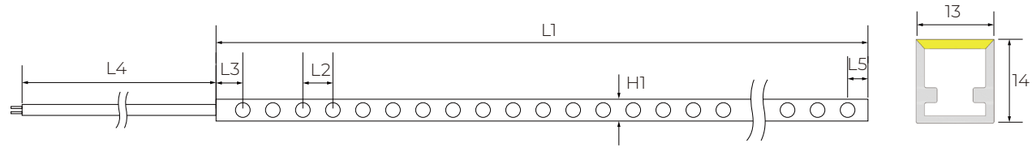

L1 (mm)	5005±10	L4 (mm)	300±5
L2 (mm)	25±1.5	L5 (mm)	12.5±2
L3 (mm)	12.5±2	H1 (mm)	13±2

Basic Parameters

Voltage	24V
LEDs / M	40LEDs
Cuttable length(mm)	100 mm/4 LED
Ambient Temperature	-25°C~+45°C
Storage Temperature	-25°C~+60°C
Power(w/m)	15w
Max.run length	5m
Beam angle	35°

Parameters

CRI	CCT	lm/m	w/m	lm/w
>90	2700K	1530	14.4	102
	3000K	1725	14.4	115
	3500K	1815	14.4	121
	4000K	1890	14.4	126
	5000K	1770	14.4	118

Order code: LY40-S2835 W30-W24-IP65-35°
CCT:W27/W30/W35/W40/W50

SMD LED RIGID LIGHT

Modular LED linear light is plug and play, widely used in jewelry cabinets, supermarket shelves, commodity display cabinets, indoor furniture, and others.

LED RIGID LIGHT



Dimensions

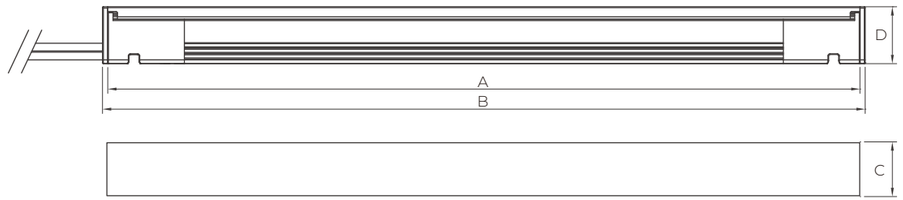

Item No	Dimension	A	B	C	D
LM1213B-100	L100 x W12.5 x H13mm L3.94 x W0.49 x H0.51"	100mm 3.94"	103mm 4.05"		
LM1213B-200	L200 x W12.5 x H13mm L7.87 x W0.49 x H0.51"	200mm 7.87"	203mm 7.99"	12.5mm 0.49"	13mm 0.51"
LM1213B-500	L500 x W12.5 x H13mm L19.68 x W0.49 x H0.51"	500mm 19.68"	503mm 19.8"		

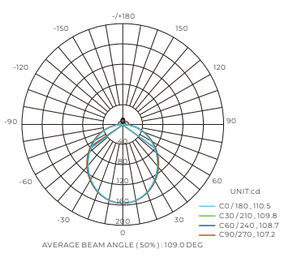

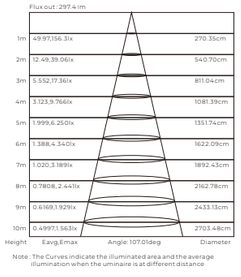

Connecting System

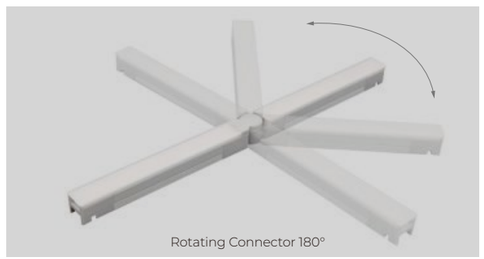
Rotating Connector 180°


Quick Joint


Quick Joint Cable


Jumper Cable


Magnet

White Color

Item No	Power	Luminous (LM/pcs) (4000K)	Color temperature	Other
LM1213B-100	1.5W	100lm	2700K 3000K 3500K 4000K 6000K	Voltage DC24v Color Rendering Index Ra>90 The Luminous Angle Is 120° Working Environment -25°C~45°C Life Span 40,000 Hours 70% Waterproof Grade IP20 Class III Protection
LM1213B-200	3W	190lm		
LM1213B-500	6W	480lm		
LM1213B-L100	3W	160lm		
LM1213B-N100	3W	150lm		
LM1213B-W100	2.4W	160lm		
LM1213B-X180	4.8W	320lm		
LM1213B-T180	3.6W	250lm		
LM1213B-R215	3.0W	180lm		

CCT Tunable

Item No	Power	CCT	Luminous ±10% 2700K	4000K	6000K	Other
LM1213B-500-TW	6.5W	2700K + 6000K	385lm	405lm	445lm	Voltage DC24V Color Rendering Index Ra>90 The Luminous Angle is 120° Working Environment -25~45°C Life Span 40,000 hours 70% Waterproof Grade IP20 Class III Protection
LM1213B-L100-TW	2.5W		150lm	160lm	165lm	
LM1213B-N100-TW	2.3W		125lm	130lm	140lm	
LM1213B-W100-TW	2.5W		150lm	155lm	165lm	
LM1213B-X180-TW	4.5W		265lm	280lm	295lm	
LM1213B-T180-TW	3.4W		200lm	210lm	220lm	
LM1213B-R215-TW	2.2W		130lm	140lm	145lm	

Accessories


Magnetic Fixed Base


Fixed base


Angle Fixed base


Shading End Cap


Joint Connector 1


Joint Connector 2


Input Connector 1


Input Connector 2


Input Connector 3


Input Connector 4


Input Connector 5


Splitter 1


Splitter 2


Power supply


Controller


Remote

Note:
There have more power supply for your choose, include input connector's wire length.

Modular Dimension



LM1213B-L100/LM1213B-L100-TW

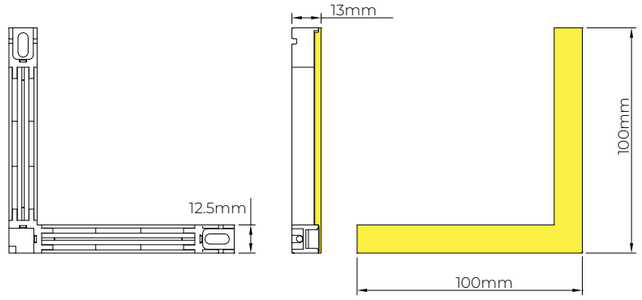



LM1213B-X180/LM1213B-X180-TW

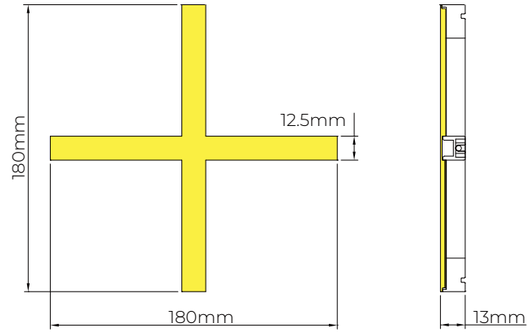



LM1213B-N100/LM1213B-N100-TW

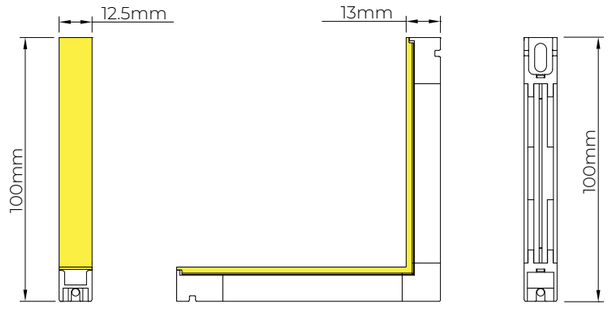



LM1213B-T180/LM1213B-T180-TW

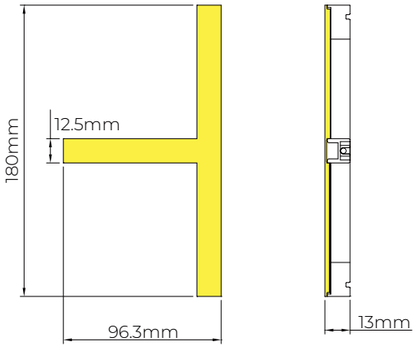



LM1213B-W100/LM1213B-W100-TW

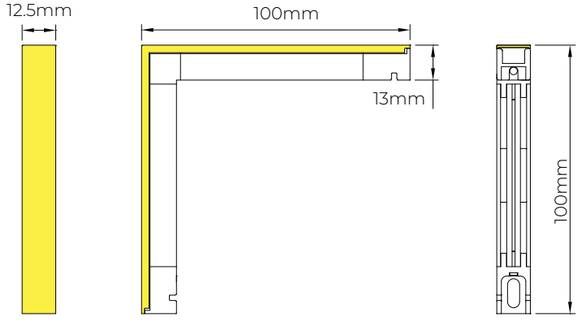



LM1213B-R215/LM1213B-R215-TW

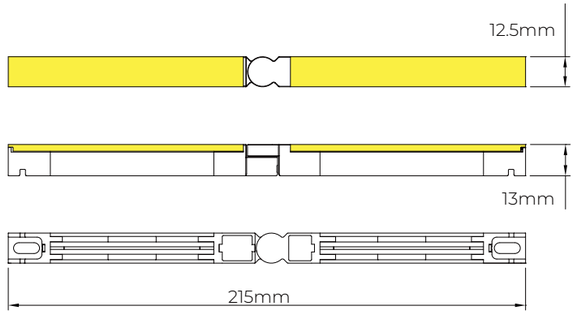

ACCESSORY

The LED accessory series offers a range of components designed to complement and enhance LED strip lights. This collection includes LED controllers, power supplies, aluminum extrusions, connectors, and 3M double-sided tape. These accessories provide flexible and complete solutions to improve both the functionality and aesthetics of LED strip lighting systems.

LED CONTROLLER

Single Color Controller



Type: Controller
Model:LY-V1-L
Voltage:DC12V~DC48V
Current:<15A@DC12/24V
10A@DC36/48V
Power: 180W~480W
Size:175x45x27mm



Type: Touch Pad Remote
Model:LY-T11(T11-K)
Voltage: AC100~240V
Power:<1W
Size:86x86x33(49)mm



Type: Hand-held Remote
Model:LY-RT1
Battery: AAA*2pcs
Current:5mA
Size:122x53x17.5mm

Tunable White Controller



Type: Controller
Model:LY-V2-L
Voltage:DC12~48V
Current:2*8A
Power:<2*(96~384W)
Size:170x50x23mm



Type: Touch Pad Remote
Model:LY-T12(T12-K)
Voltage: AC100~240V
Power:<1W
Size:86x86x33(49)mm



Type: Hand-held Remote
Model:LY-RT2
Battery: AAA*2pcs
Current:5mA
Size:122x53x17.5mm

RGB Controller



Type: Controller
Model:LY-V3-L
Voltage:DC12~48V
Current:3*6A
Power:<3*(72~288W)
Size:175x45x27mm



Type: Touch Pad Remote
Model:LY-T13(T13-K)
Voltage: AC100~240V
Power:<1W
Size:86x86x33(49)mm



Type: Hand-held Remote
Model:LY-RT4(RT9)
Battery: AAA*2pcs
Current:5mA
Size:122x53x17.5mm

RGBW Controller



Type: Controller
Model:LY-V4
Voltage:DC12~48V
Current:4*5A
Power:4*(60~240)W
Size:175x45x23mm



Type: Touch Pad Remote
Model:LY-T14
Voltage: AC100~240V
Power:<1W
Size:86x86x33mm



Type: Hand-held Remote
Model:LY-RT4(RT9)
Battery: AAA*2pcs
Current:5mA
Size:122x53x17.5mm

Amplifier



Model:LY-EV1-S
Voltage:DC12V~24V
Current:1*15A
Power:24~360W
Size:175x45x27mm



Model:LY-EV2
Voltage:DC12V~36V
Current:2*8A
Power:12V<192, 24V<384W,
36V<576W
Size:175x45x27mm



Model:LY-EV3
Voltage:DC12V~36V
Current:3*6A
Power:12V<216, 24V<432W,
36V<648W
Size:175x45x27mm



Model:LY-EV4
Voltage:DC12V~36
Current:4*5A
Power:12V<240W, 24V<480W,
36V<720W
Size:175x45x27mm

CONNECTION DIAGRAM

Single color

Single Color Strip (1 channel controller, SMD3528, 180LEDs, 24V, item NO.: LY180-S3528W-W24)

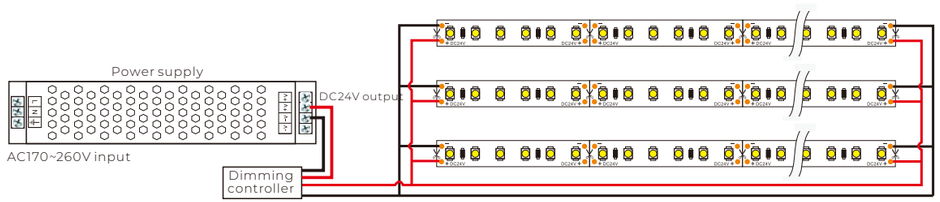

Tunable

Tunable White Strip (2 channels controller, SMD2835, 112LEDS, 24V, Item NO.: LY112-S2835TW-W24)

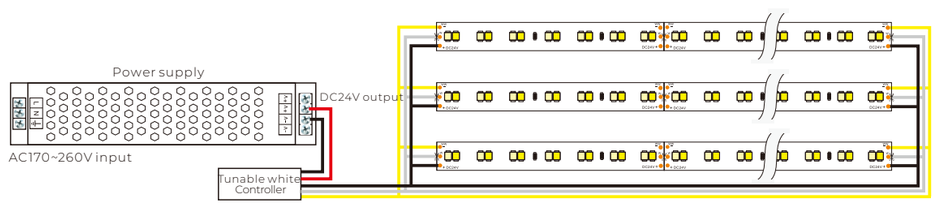

RGB

RGB Color Strip (3 channels controller, SMD5050, 60LEDs, 24V, item NO.: LY60-S5050RGB-W24)

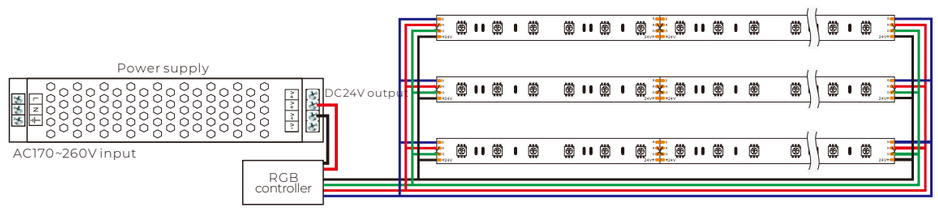

RGBW

RGBW Color Strip (4 channels controller, SMD5050 4 in 1 LED, 96LEDs, 24V, item NO.: LY96-LS5050RGBW-W24)

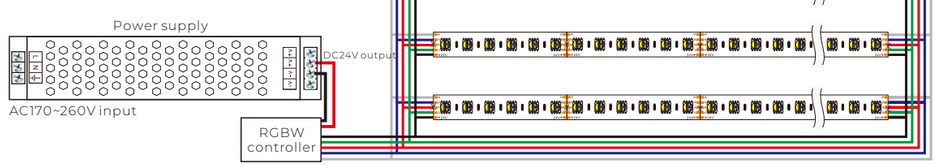

DMX & SPI CONTROLLER

DMX512 Controller



DMX controller
Model: LY-DMX100
Voltage: DC9V
Output: DMX512
Interface: XLR-3, RJ45, Terminal block
Dimension: 161x100x30mm
Weight(G.W.): 460g

SPI Controller



Digital strip controller
Model: WT-SPI+R9
Voltage: DC5V~DC24V
Output: Max 8A
Pixels: Max 1000pixels
Output power: 40W(5V)/96W(12V)/ 192W(24V)
Dimension: 114x38x20mm
Weight(G.W.): 110g

DMX512 Decoder



SPI DMX decoder
Model: LY-DSA
Voltage: DC5V~DC24V
Input: DMX512 + RF2.4GHz
Output: SPI (TTL)x3
Interface: XLR-3, RJ45 port
Dimension: 165x70x37mm
Weight(G.W.): 330g

DMX512 Decoder



RGB DMX decoder
Model: LY-D3-XE
Voltage: DC12V~DC36V
Input: DMX512/1990, 30.5A
Output: 10A*3CH
Interface: XLR-3, RJ45 port
Dimension: 165x70x37mm
Weight(G.W.): 330g

CONNECTION DIAGRAM

DMX512 Strip (DMX controller, DMX512, SMD5050, 60LEDs, 24V item NO.: LY60-DMXS5050RGB-W24)

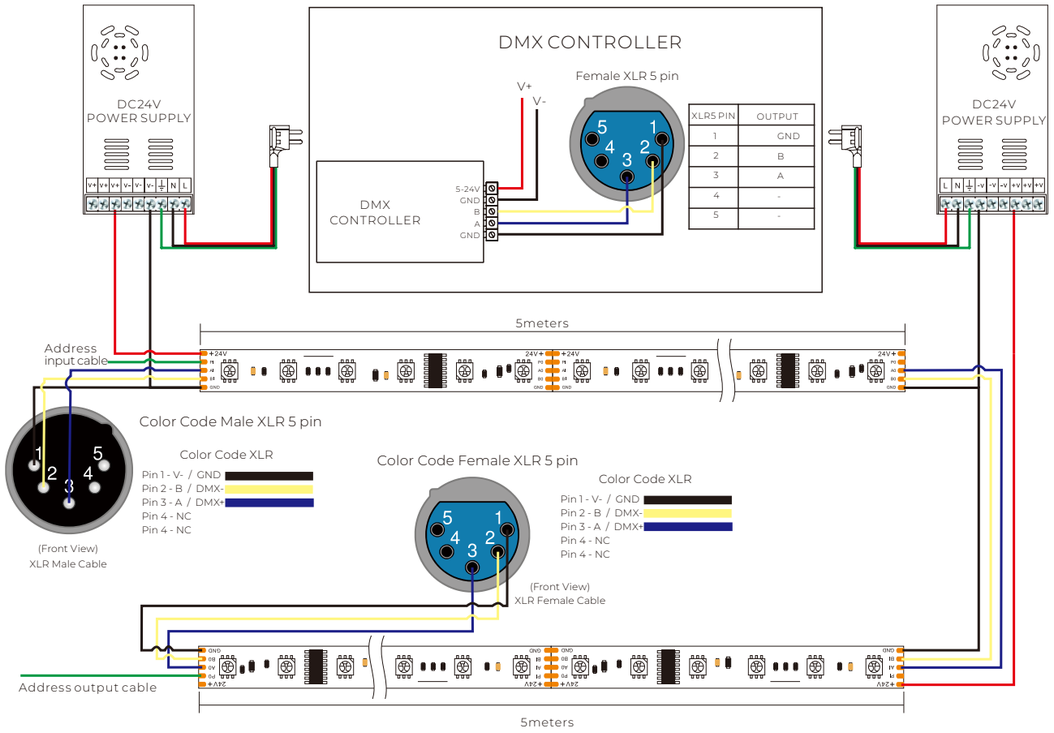

Important:
1. Regular DMX512 LED Strip not include the XLR connector, if need XLR connector, extra cost will be added.
2. If you want to change the starting address, you will need a DMX Address Editor, avaliable on our website.

SPI Strip (SPI strip controller, SK6812 RGB, SMD5050, 60LEDs, DC5V, item NO.: LY60-SK6812RGB-W5)

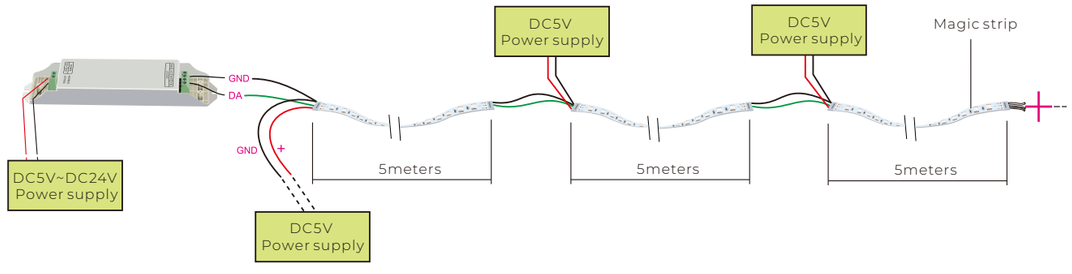



LED POWER SUPPLY

Meanwell LRS Series



LRS series
- Economic non-PFC function
- 35W~350W reliable output
- Short cut, overload, over voltage,
- Over temperature protections
- CE,CB,C-UL certificates
- 3years warranty

Meanwell ELG Series



ELG series
- 100~305VAC input range
- 75W~300W reliable output
- Metal case, IP67/IP65 design for indoor or outdoor installations,
- Output adjustable via potentiometer; 3 in 1 dimming (0~10Vdc or 10V PWM signal or resistance, dim-to-off); smart timer dimming; DALI.
- 5years warranty

Meanwell HLG Series



HLG series
- 90~305VAC input, built-in active PFC function
- 40W~600W reliable output
- Metal case, IP67/IP65 design for indoor or outdoor installations,
- Output adjustable via potentiometer; 3 in 1 dimming (1~10Vdc or 10V PWM signal or resistance); timer dimming
- 7years warranty

ALUMINUM PROFILE

Surface mounted

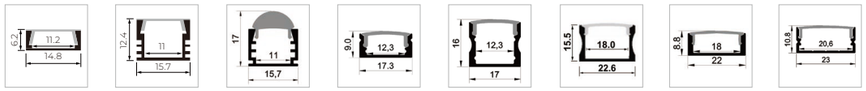

Recessed series

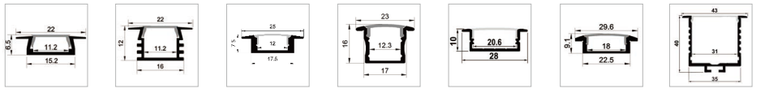

Corner series



Pendant series



Waterproof series

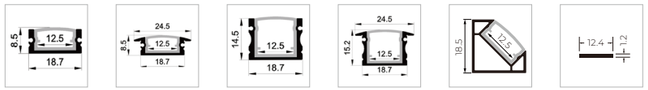

Shelf Magnetic series

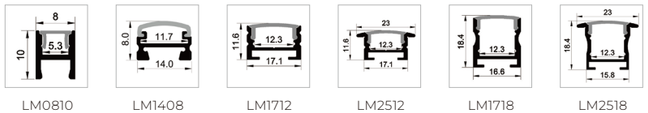

Special Series

Mini Sereis

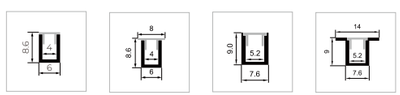

Wall series

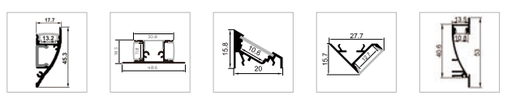

Floor Series

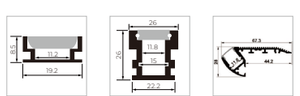

Bending Series

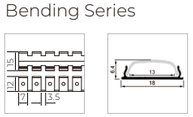

Clothespress Series



LED STRIP CONNECTOR

LED strip connectors enable easy, solderless connections for LED strip lights. Simply insert the LED strip into the connector, where the contact pads on the strip align with the connector's contact prongs, completing the electrical circuit seamlessly.





LED STRIP ADHESIVE TAPES

Adhesive tape is a crucial component for installing LED strips. Poor-quality double-sided tape can cause the LED strip to fall off after installation. We offer a range of adhesive tapes specifically designed for different LED strip installations, ensuring secure and long-lasting performance.



Adhesive Tape	Picture	Usage Scenarios	Adhesive Thickness Mils (mm)	Adhesion to Stainless Steel
3M 200MP		Normal Indoor Use	5.2mils(0.13mm)	7.0N/CM
3M 300MP		Normal Indoor Use	4.8mils(0.13mm)	8.6N/CM
3M 9080		Normal Indoor Use	12.8mils(0.32mm)	7.5N/CM
3MVHB 5608N		Indoor or Outdoor Use	30.4mils(0.76mm)	20.0N/CM
tesa 4965		For Aluminum Profile	8.2mils(0.205mm)	14.0N/CM
Blue Thermal Tape		For High Power Strip	4.0mils(0.1mm)	6.0N/CM